**Nombre de alumno: Jesus Esquivel Jimenez Saragos**

**Nombre del profesor: Ing Abel Estrada Dichi**

**Nombre del trabajo: Gráficas**

**Materia: Taller del Emprendedor**

**Grado: 9°**

**Grupo: Medicina Veterinaria y Zootecnia**

Ocosingo, Chiapas 7 de Julio del 2025

| Que te parece el material del envase? | | | | |
|---|---|---|---|---|
| clase | Fl | Fr | Fp | FPA |
| Excelente | 2 | 0.125 | 12.5 | 12.5 |
| Bueno | 11 | 0.6875 | 68.75 | 81.25 |
| Regular | 3 | 0.1875 | 18.75 | 100 |
| Malo | 0 | 0 | 0 | 100 |
| | 16 | | 100 | |

| El tamańo es? | | | | |
|---|---|---|---|---|
| clase | Fl | Fr | Fp | FPA |
| Adecuado | 7 | 0.4375 | 43.75 | 43.75 |
| Chico | 9 | 0.5625 | 56.25 | 100 |
| Grande | 0 | 0 | 0 | 100 |
| | 16 | | 100 | |

| La forma es? | | | | |
|---|---|---|---|---|
| clase | Fl | Fr | Fp | FPA |
| Adecuado | 11 | 0.6875 | 68.75 | 68.75 |
| Desproporcionada | 2 | 0.125 | 12.5 | 81.25 |
| Inadecuada | 3 | 0.1875 | 18.75 | 100 |
| | 16 | | 100 | |

| La calidad del material den envase la consideras? | | | | |
|---|---|---|---|---|
| clase | Fl | Fr | Fp | FPA |
| Excelente | 2 | 0.125 | 12.5 | 12.5 |
| Bueno | 13 | 0.8125 | 81.25 | 93.75 |
| Regular | 1 | 0.0625 | 6.25 | 100 |
| Malo | 0 | 0 | 0 | 100 |
| | 16 | | 100 | |

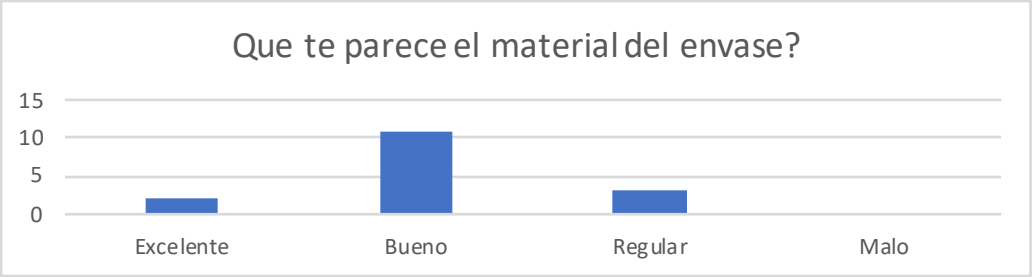
Que te parece el material del envase?
15
10
5
0
Excelente
Bueno
Regular
Malo

El tamaño es?
10
0
Adecuado
Chico
Grande

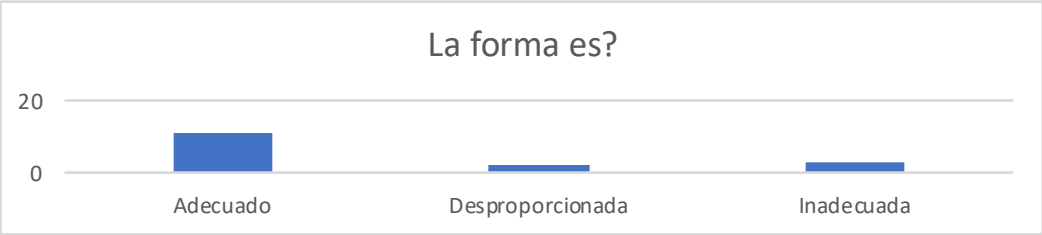
La forma es?
20
0
Adecuado
Desproporcionada
Inadecuada

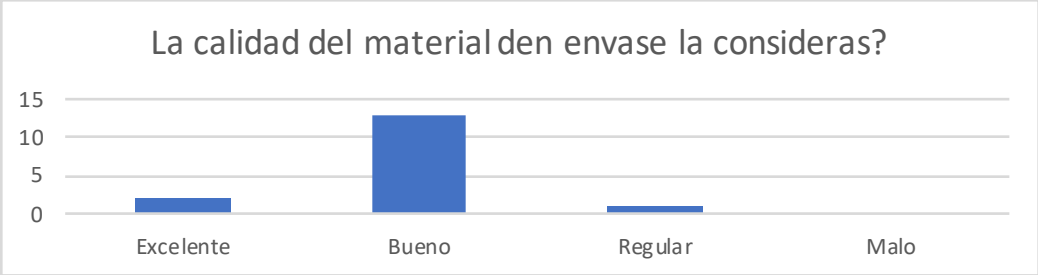
La calidad del material den envase la consideras?
15
10
5
0
Excelente
Bueno
Regular
Malo

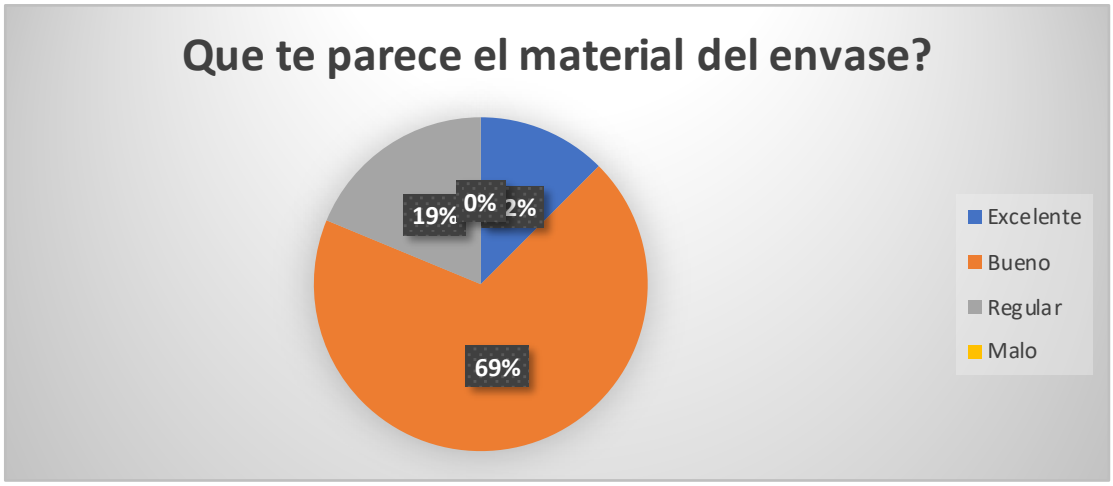


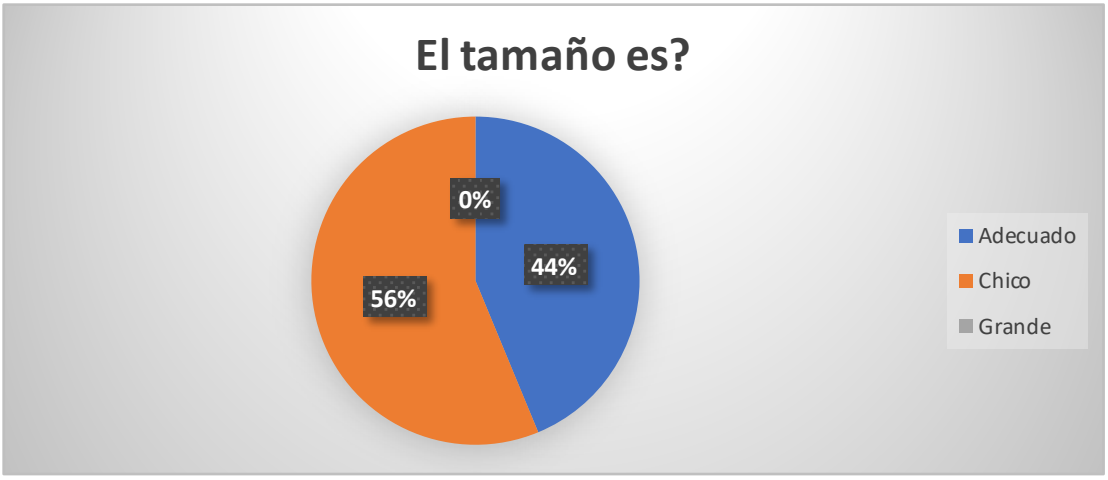


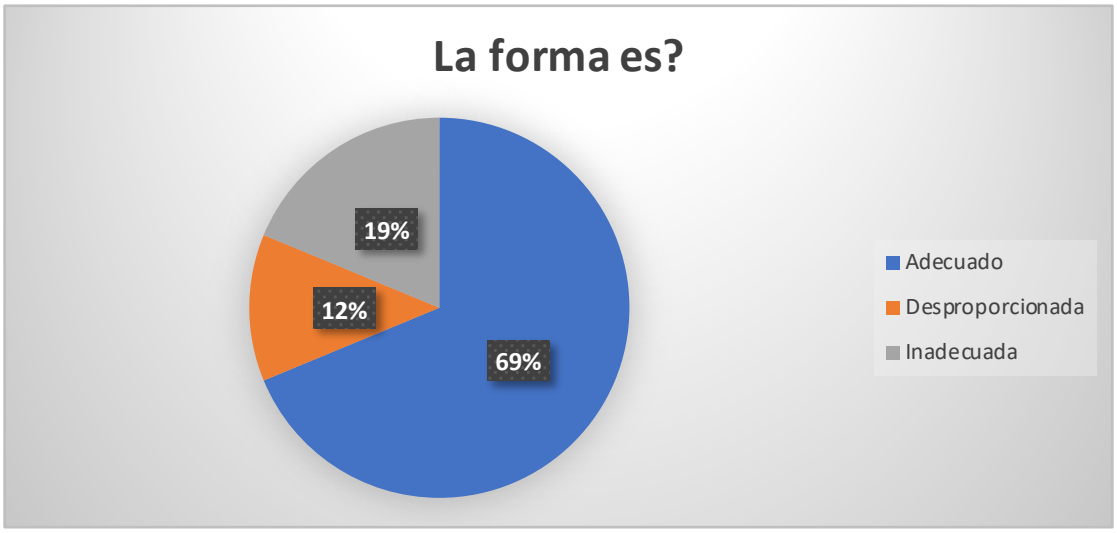


La calidad deln material del envase la consideras?

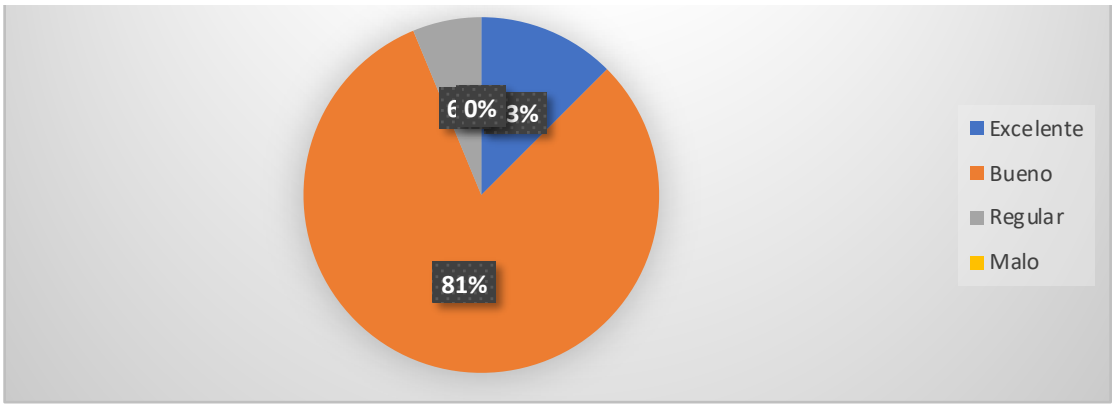
6 0%
3%
81%
Excelente
Bueno
Regular
Malo

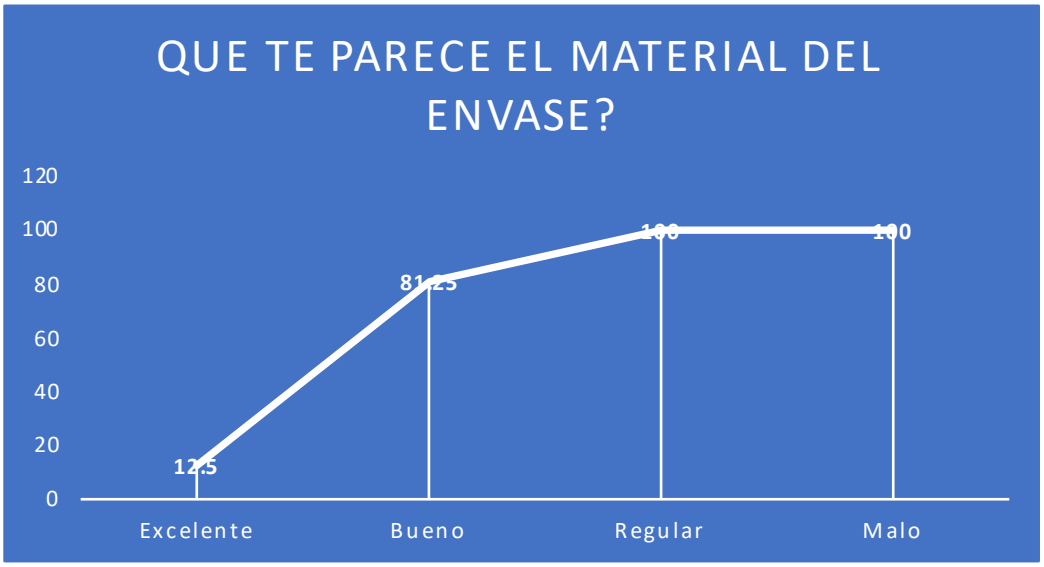
QUE TE PARECE EL MATERIAL DEL ENVASE?
120
100
80
60
40
20
0
12.5
81.25
100
100
Excelente
Bueno
Regular
Malo

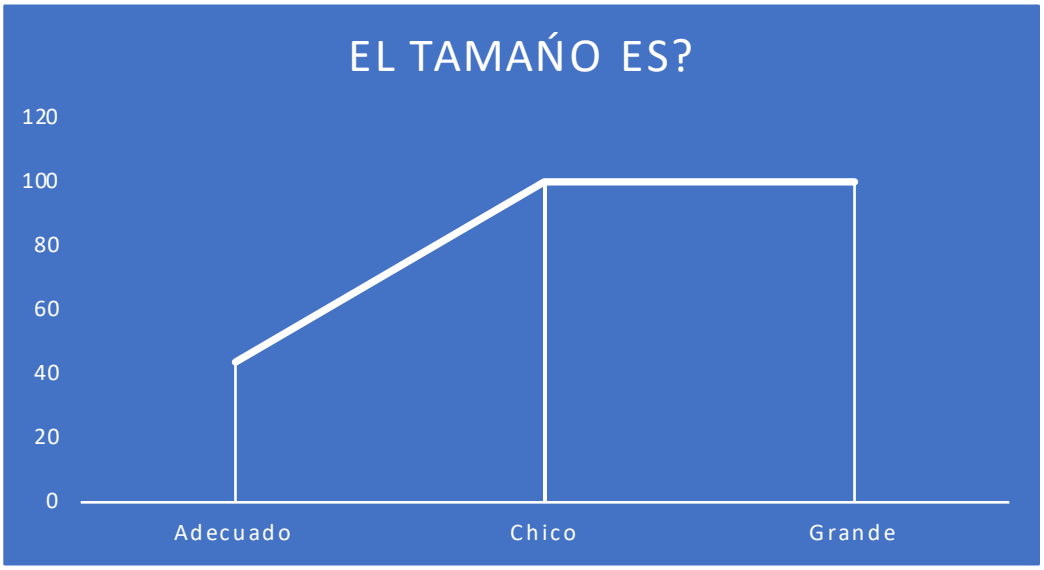
EL TAMAŃO ES?
120
100
80
60
40
20
0
Adecuado
Chico
Grande

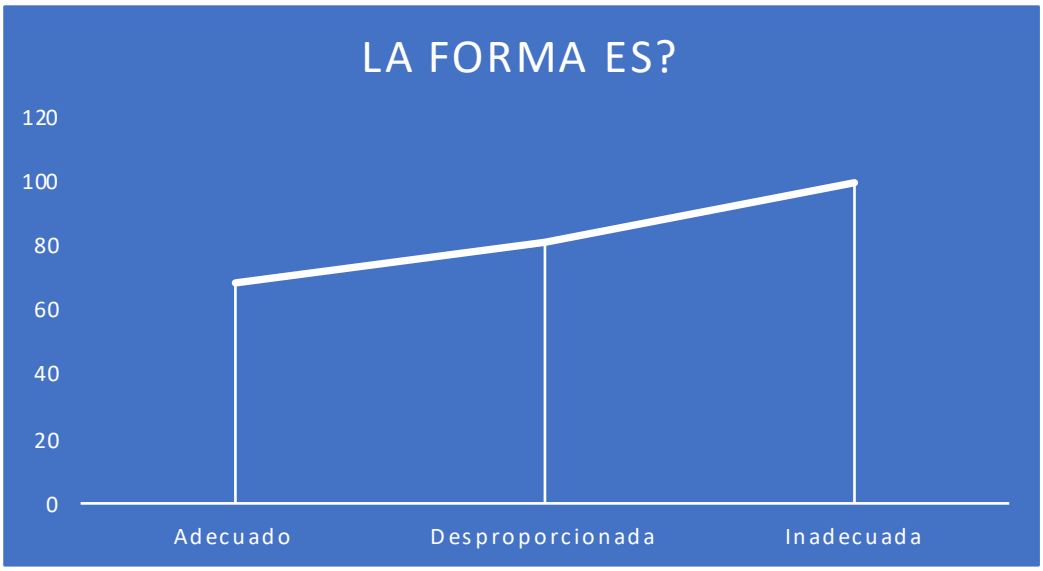
LA FORMA ES?
120
100
80
60
40
20
0
Adecuado
Desproporcionada
Inadecuada

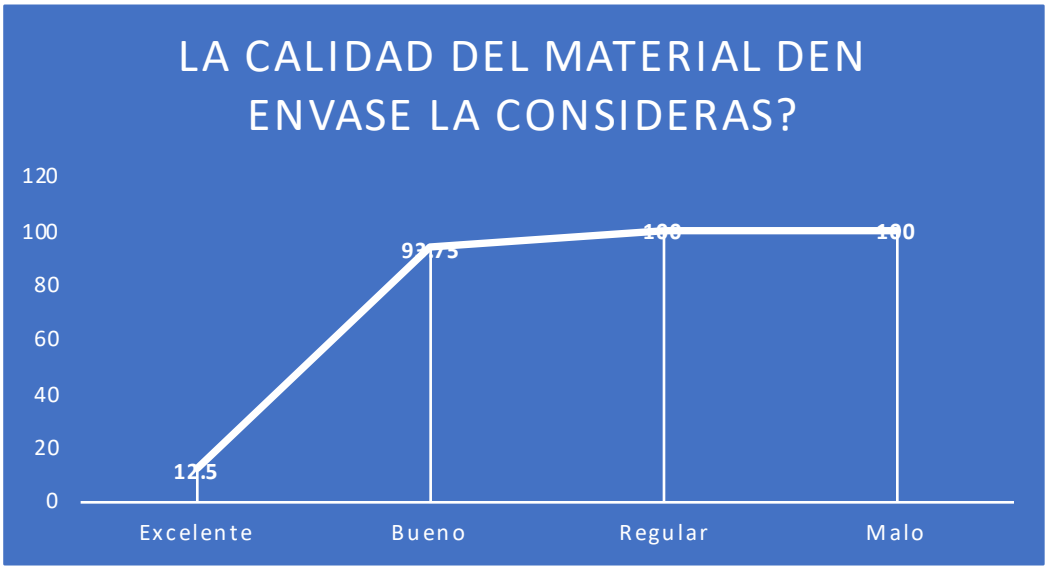
LA CALIDAD DEL MATERIAL DEN ENVASE LA CONSIDERAS?
120
100
80
60
40
20
0
12.5
93.75
100
100
Excelente
Bueno
Regular
Malo

Etiqueta

| Que te parece el diseño de la etiqueta? | | | | |
|---|---|---|---|---|
| clase | Fl | Fr | Fp | FPA |
| Excelente | 7 | 0.4375 | 43.75 | 43.75 |
| Bueno | 6 | 0.375 | 37.5 | 81.25 |
| Regular | 3 | 0.1875 | 18.75 | 100 |
| Malo | 0 | 0 | 0 | 100 |
| | 16 | | 100 | |

| El material de la etiqueta te parece? | | | | |
|---|---|---|---|---|
| clase | Fl | Fr | Fp | FPA |
| Excelente | 2 | 0.125 | 12.5 | 12.5 |
| Bueno | 9 | 0.5625 | 56.25 | 68.75 |
| Regular | 5 | 0.3125 | 31.25 | 100 |
| Malo | 0 | 0 | 0 | 100 |
| | 16 | | 100 | |

| El lugar donde se coloco la etiqueta te parece? | | | | |
|---|---|---|---|---|
| clase | Fl | Fr | Fp | FPA |
| Adecuado | 13 | 0.8125 | 81.25 | 81.25 |
| Dif. de leer | 2 | 0.125 | 12.5 | 93.75 |
| Obs. La visib | 1 | 0.0625 | 6.25 | 100 |
| | 16 | | 100 | |

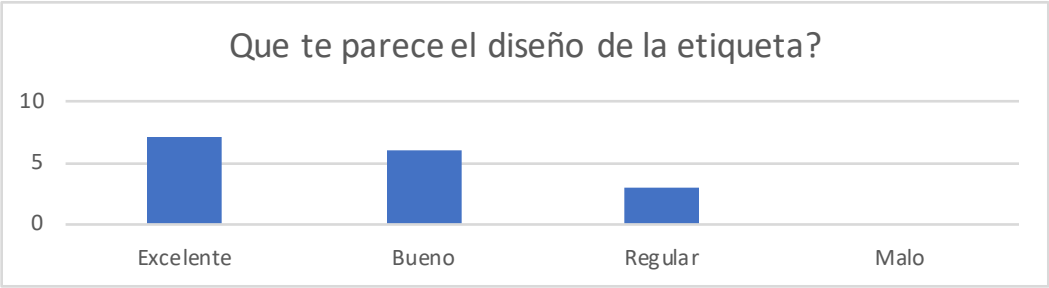
Que te parece el diseño de la etiqueta?
10
5
0
Excelente
Bueno
Regular
Malo

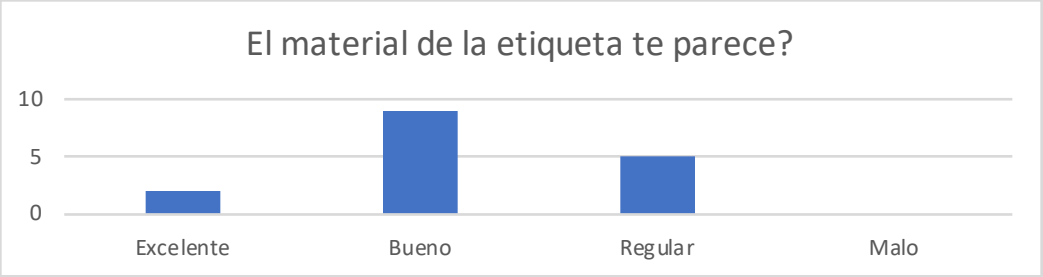
El material de la etiqueta te parece?
10
5
0
Excelente
Bueno
Regular
Malo

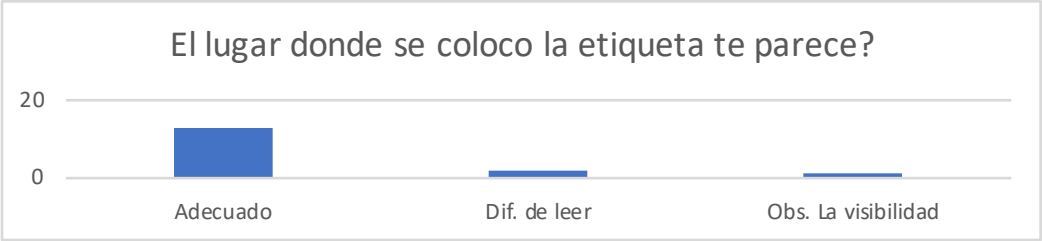
El lugar donde se coloco la etiqueta te parece?
20
0
Adecuado
Dif. de leer
Obs. La visibilidad

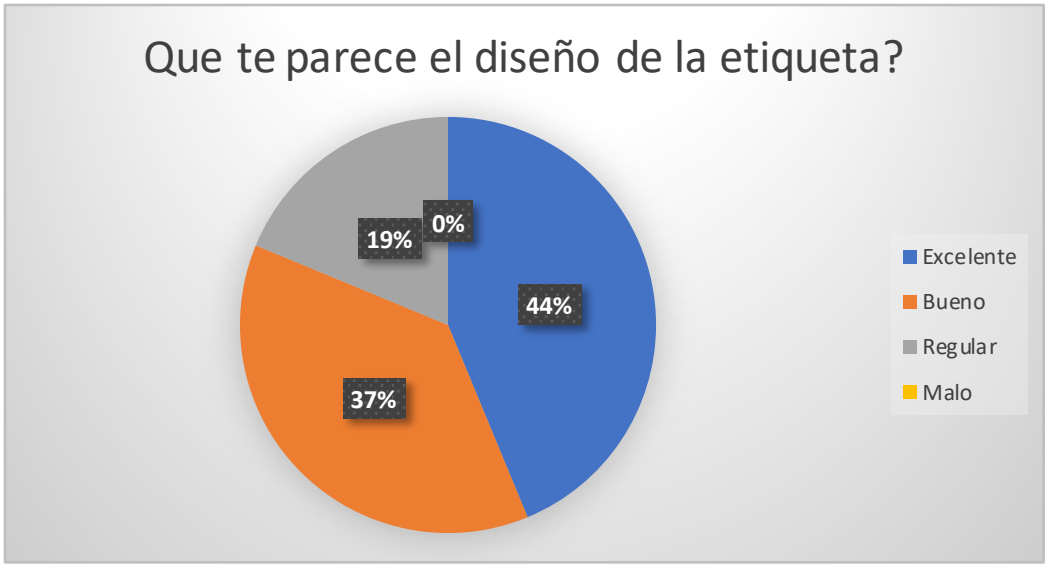
Que te parece el diseño de la etiqueta?
0%
19%
44%
37%
Excelente
Bueno
Regular
Malo

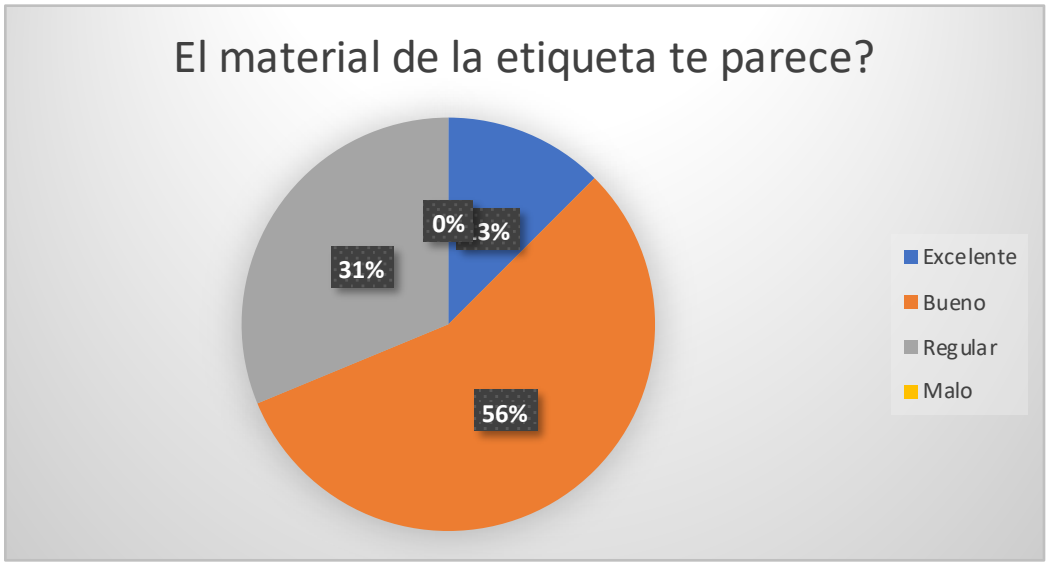
El material de la etiqueta te parece?
0%
3%
31%
56%
Excelente
Bueno
Regular
Malo

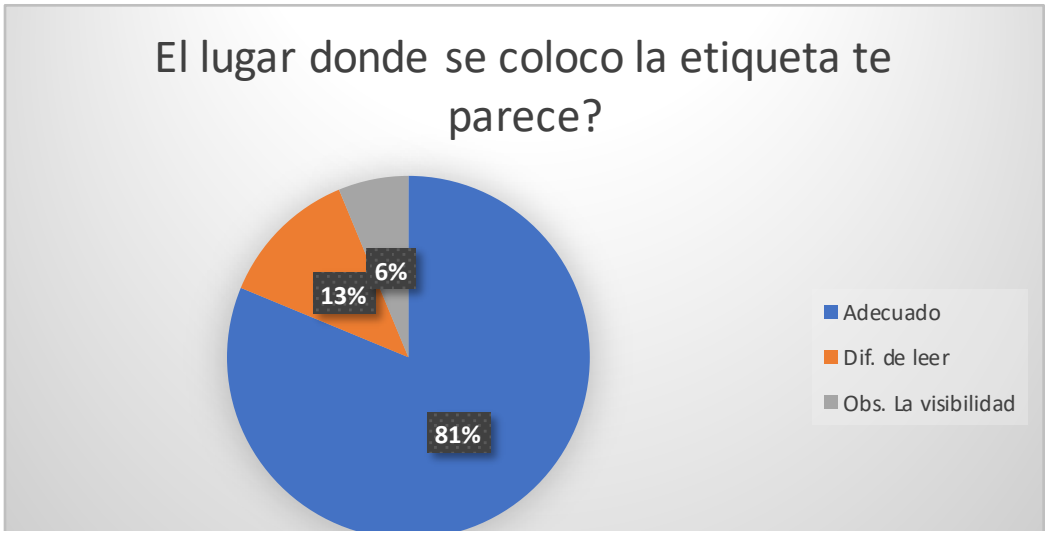
El lugar donde se coloco la etiqueta te parece?
6%
13%
81%
Adecuado
Dif. de leer
Obs. La visibilidad

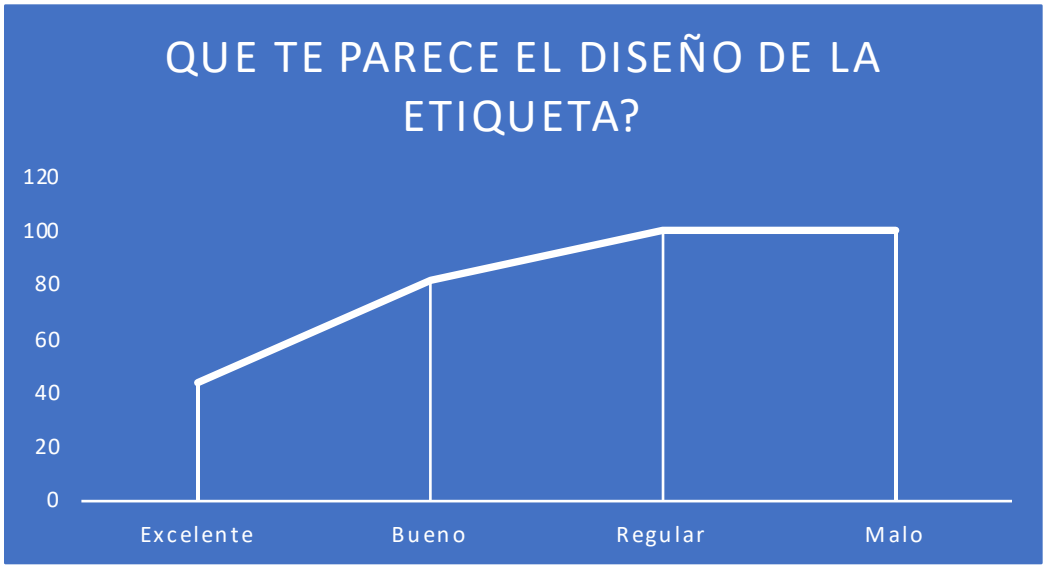
QUE TE PARECE EL DISEÑO DE LA ETIQUETA?
120
100
80
60
40
20
0
Excelente
Bueno
Regular
Malo

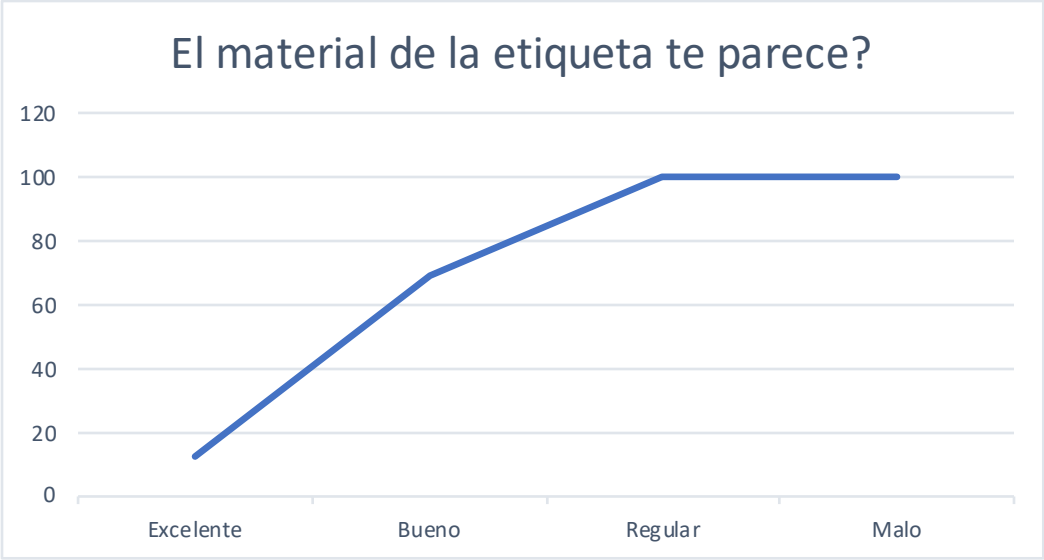
El material de la etiqueta te parece?
120
100
80
60
40
20
0
Excelente
Bueno
Regular
Malo

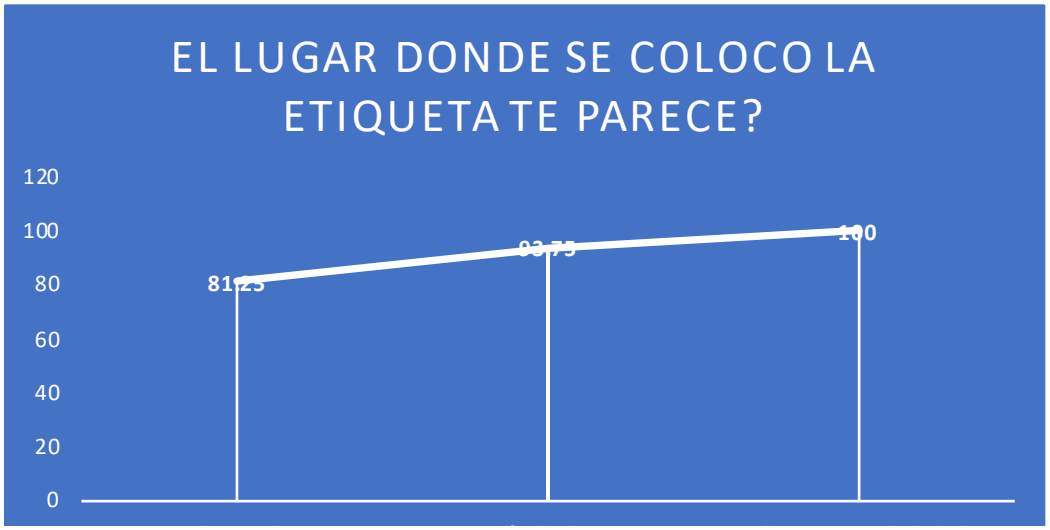
EL LUGAR DONDE SE COLOCO LA ETIQUETA TE PARECE?
120
100
80
60
40
20
0
81,25
93,75
100

| | | |
|---|---|---|
| Adecuado | Dif. de leer | Obs. La visibilidad |

Producto

| El material de la etiqueta te parece? | | | | |
|---|---|---|---|---|
| clase | Fl | Fr | Fp | FPA |
| Agradable | 10 | 0.625 | 62.5 | 62.5 |
| Caracteristic | 6 | 0.375 | 37.5 | 100 |
| Regular | 0 | 0 | 0 | 100 |
| Malo | 0 | 0 | 0 | 100 |
| | 16 | | 100 | |

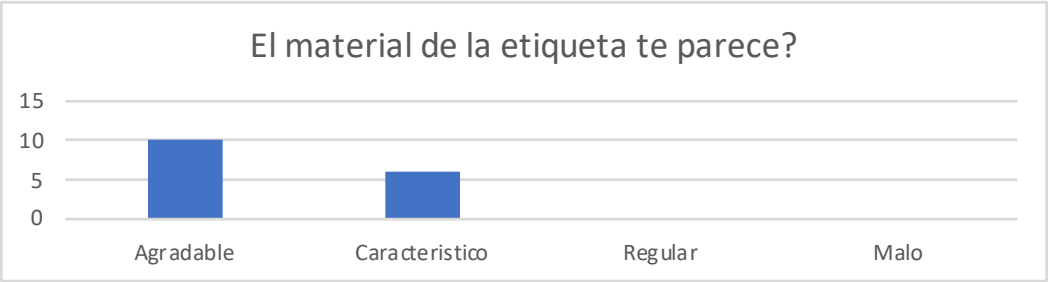
El material de la etiqueta te parece?
15
10
5
0
Agradable
Caracteristico
Regular
Malo

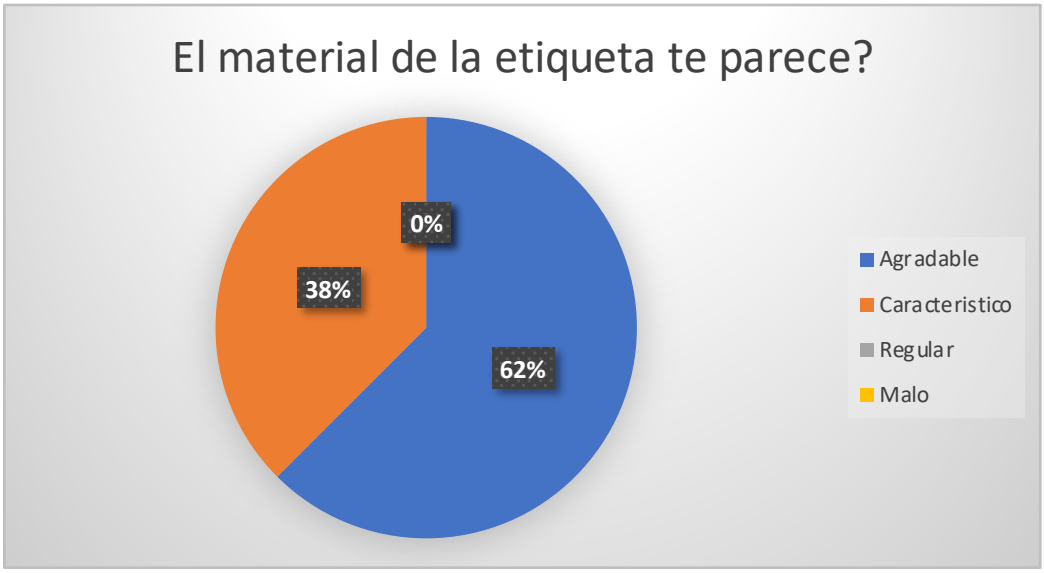
El material de la etiqueta te parece?
0%
38%
62%
Agradable
Caracteristico
Regular
Malo

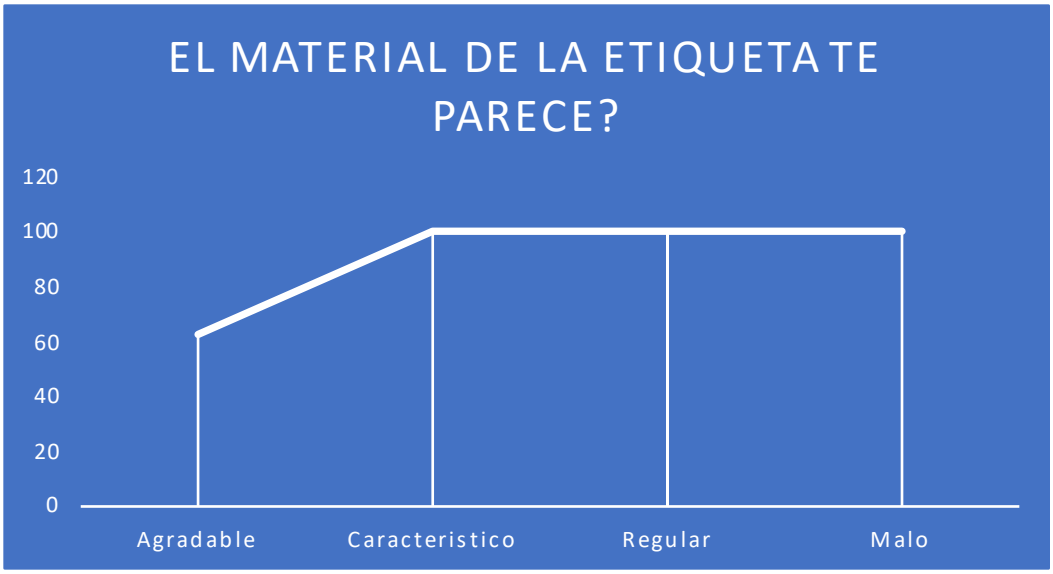
EL MATERIAL DE LA ETIQUETA TE PARECE?
120
100
80
60
40
20
0
Agradable
Caracteristico
Regular
Malo

Consistencia y color

| Visualmente el producto es? | | | | |
|---|---|---|---|---|
| clase | Fl | Fr | Fp | FPA |
| Apetecible | 10 | 0.625 | 62.5 | 62.5 |
| Normal | 6 | 0.375 | 37.5 | 100 |
| Regular | 0 | 0 | 0 | 100 |
| Malo | 0 | 0 | 0 | 100 |
| | 16 | | 100 | |

| La consistencia del producto esta? | | | | |
|---|---|---|---|---|
| clase | Fl | Fr | Fp | FPA |
| Excelente | 7 | 0.4375 | 43.75 | 43.75 |
| Bueno | 8 | 0.5 | 50 | 93.75 |
| Regular | 1 | 0.0625 | 6.25 | 100 |
| Malo | 0 | 0 | 0 | 100 |
| | 16 | | 100 | |

| El color del producto esta? | | | | |
|---|---|---|---|---|
| clase | Fl | Fr | Fp | FPA |
| Excelente | 12 | 0.75 | 75 | 75 |
| Picmentado | 4 | 0.25 | 25 | 100 |
| Palido | 0 | 0 | 0 | 100 |
| Desproporcio | 0 | 0 | 0 | 100 |
| | 16 | | 100 | |

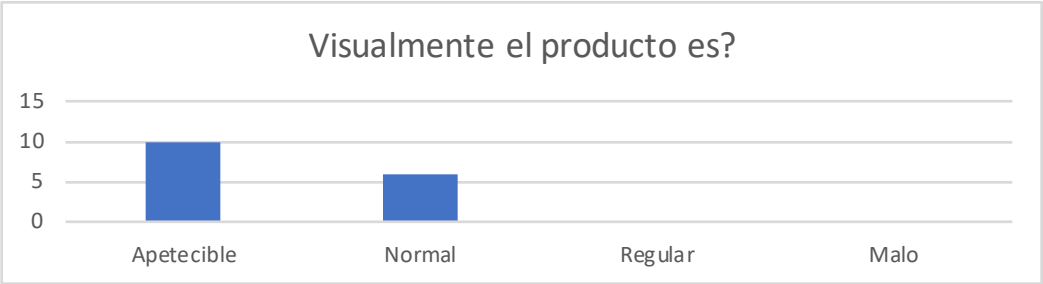
Visualmente el producto es?
15
10
5
0
Apetecible
Normal
Regular
Malo

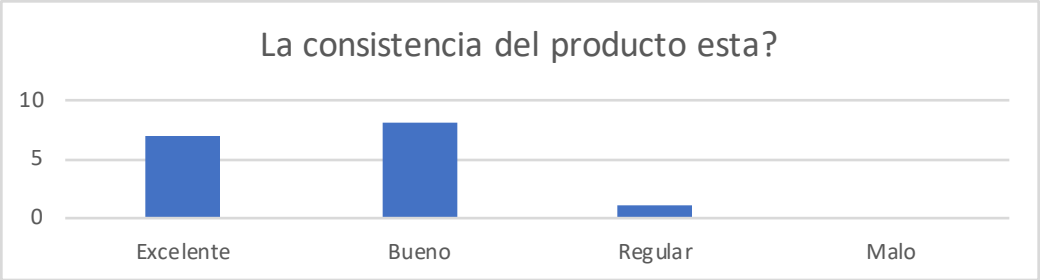
La consistencia del producto esta?
10
5
0
Excelente
Bueno
Regular
Malo

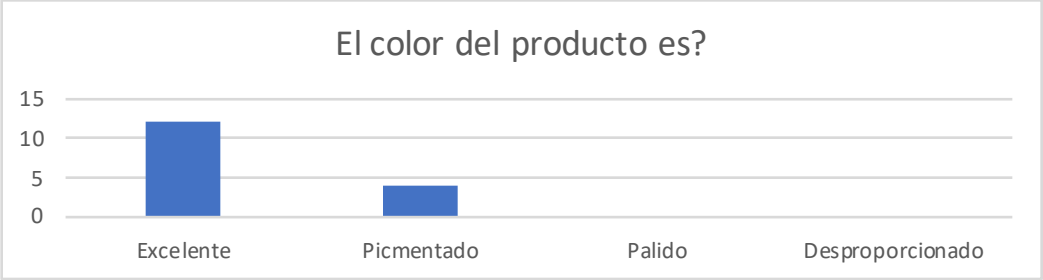
El color del producto es?
15
10
5
0
Excelente
Picmentado
Palido
Desproporcionado

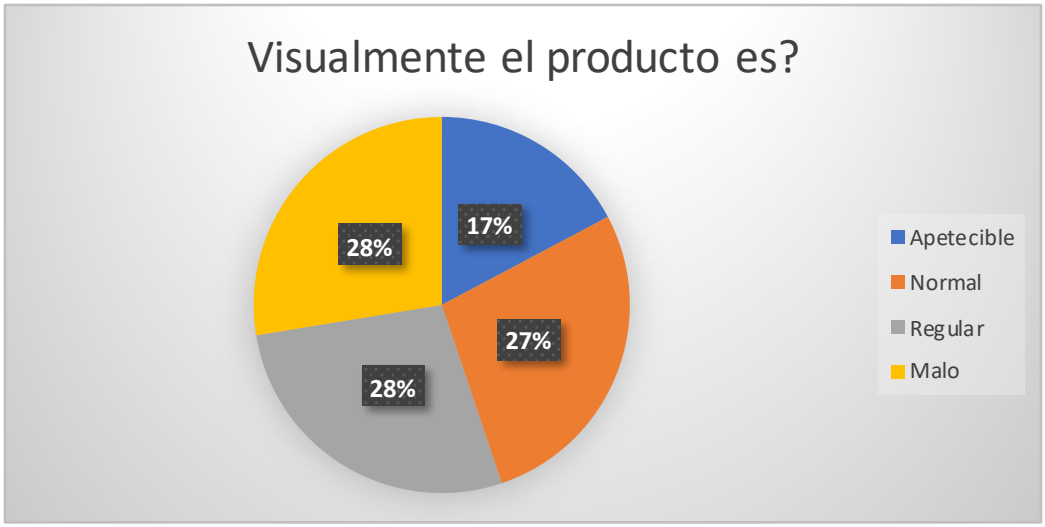
Visualmente el producto es?
17%
27%
28%
28%
Apetecible
Normal
Regular
Malo

La consistencia del producto esta?
6 0%
44%
50%
Excelente
Bueno
Regular
Malo

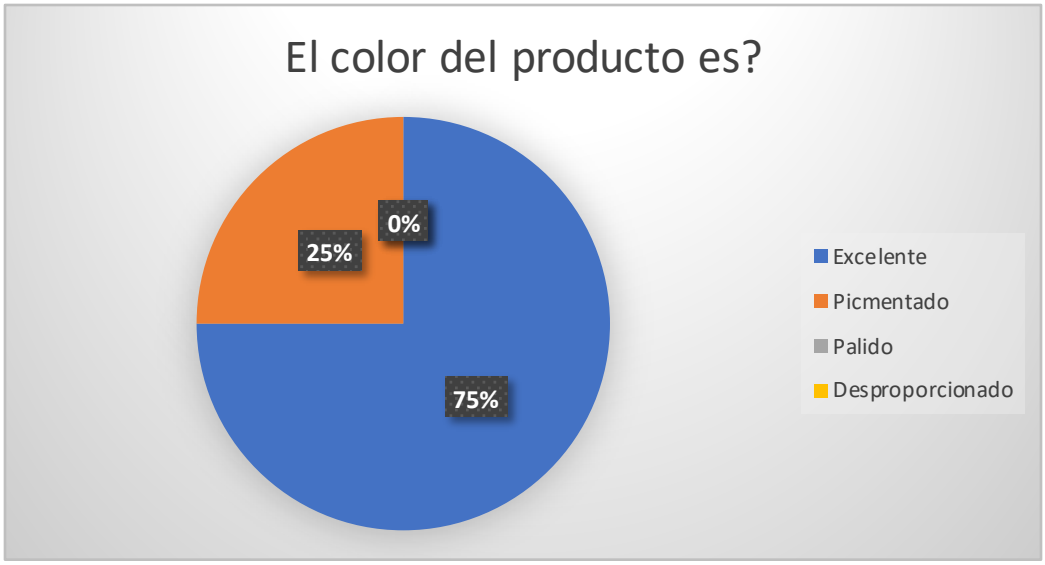
El color del producto es?
0%
25%
75%
Excelente
Picmentado
Palido
Desproporcionado

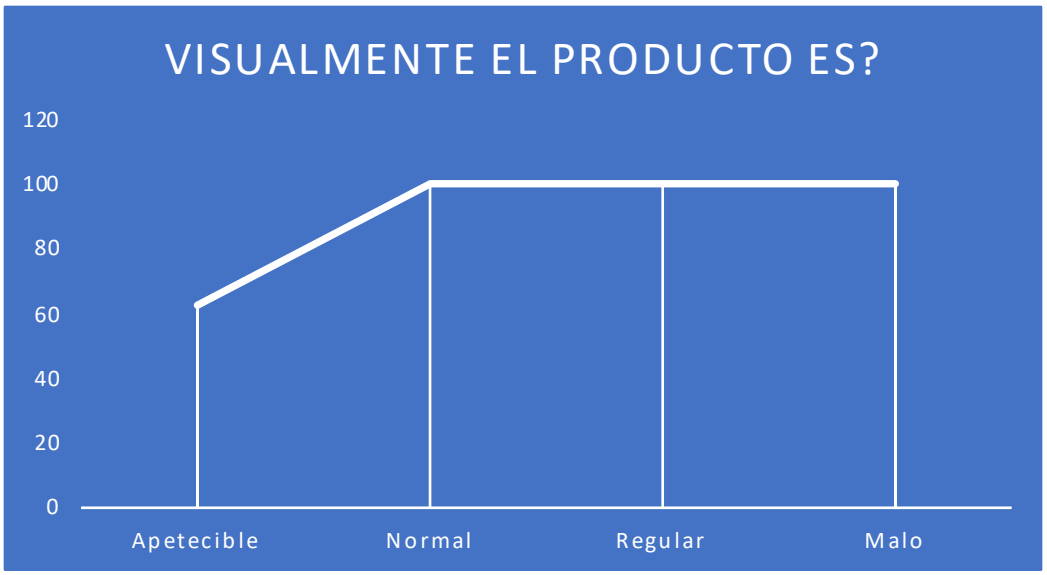
VISUALMENTE EL PRODUCTO ES?
120
100
80
60
40
20
0
Apetecible
Normal
Regular
Malo

LA CONSISTENCIA DEL PRODUCTO ESTA?
120
100
80
60
40
20
0
Excelente
Bueno
Regular
Malo

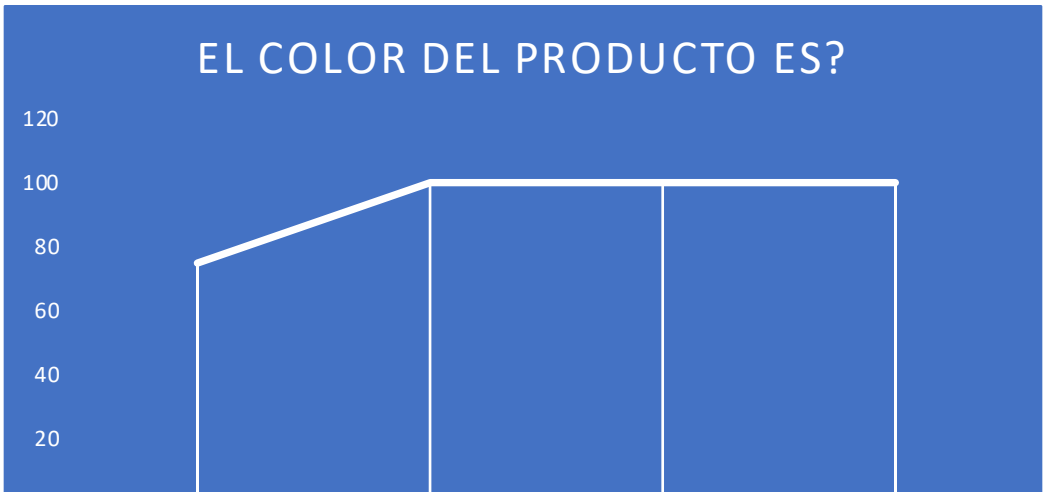
EL COLOR DEL PRODUCTO ES?
120
100
80
60
40
20

0
Excelente
Picmentado
Palido
Desproporcionado

Sabor

| El sabor general del producto es? | | | | |
|---|---|---|---|---|
| clase | Fl | Fr | Fp | FPA |
| Excelente | 7 | 0.4375 | 43.75 | 43.75 |
| Caracteristic | 8 | 0.5 | 50 | 93.75 |
| Regular | 1 | 0.0625 | 6.25 | 100 |
| Malo | 0 | 0 | 0 | 100 |
| | 16 | | 100 | |

| La cantidad de camaron y marisco es? | | | | |
|---|---|---|---|---|
| clase | Fl | Fr | Fp | FPA |
| Excelente | 10 | 0.625 | 62.5 | 62.5 |
| Mucho | 2 | 0.125 | 12.5 | 75 |
| Poco | 4 | 0.25 | 25 | 100 |
| No se persive | 0 | 0 | 0 | 100 |
| | 16 | | 100 | |

| La cantidad del limon es? | | | | |
|---|---|---|---|---|
| clase | Fl | Fr | Fp | FPA |
| Excelente | 13 | 0.8125 | 81.25 | 81.25 |
| Mucho | 3 | 0.1875 | 18.75 | 100 |
| Poco | 0 | 0 | 0 | 100 |
| No se persive | 0 | 0 | 0 | 100 |
| | 16 | | 100 | |

| La porcion te parece? | | | | |
|---|---|---|---|---|
| clase | Fl | Fr | Fp | FPA |
| Excelente | 1 | 0.0625 | 6.25 | 6.25 |
| Normal | 13 | 0.8125 | 81.25 | 87.5 |
| Poco | 2 | 0.125 | 12.5 | 100 |
| Desproporcio | 0 | 0 | 0 | 100 |
| | 16 | | 100 | |

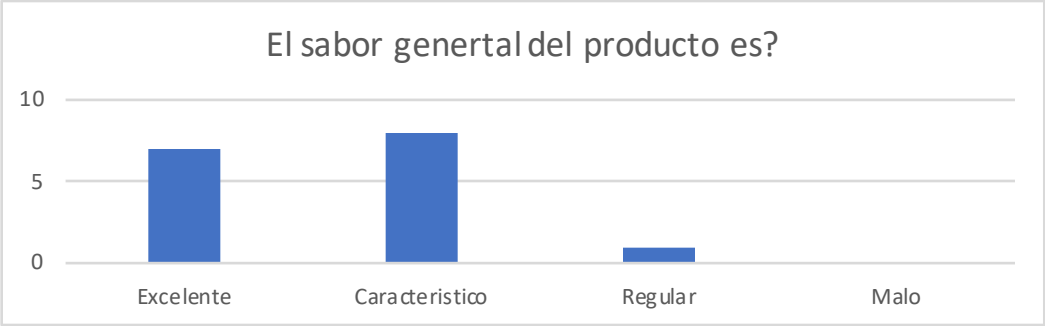
El sabor genertal del producto es?
10
5
0
Excelente
Caracteristico
Regular
Malo

La cantidad de camaron y marisco es?
15
10
5
0
Excelente
Mucho
Poco
No se persive

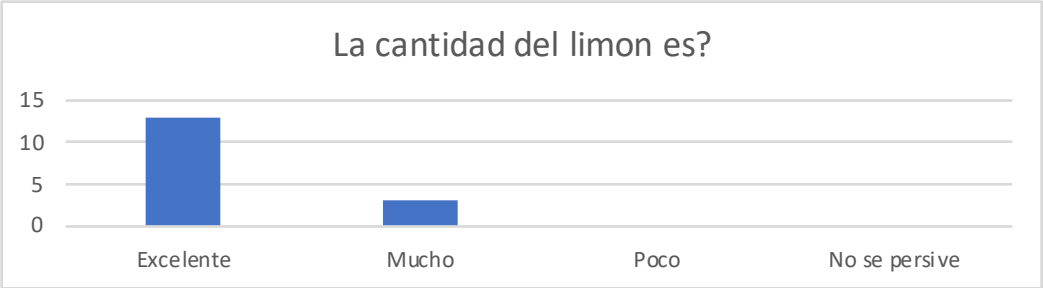
La cantidad del limon es?
15
10
5
0
Excelente
Mucho
Poco
No se persive

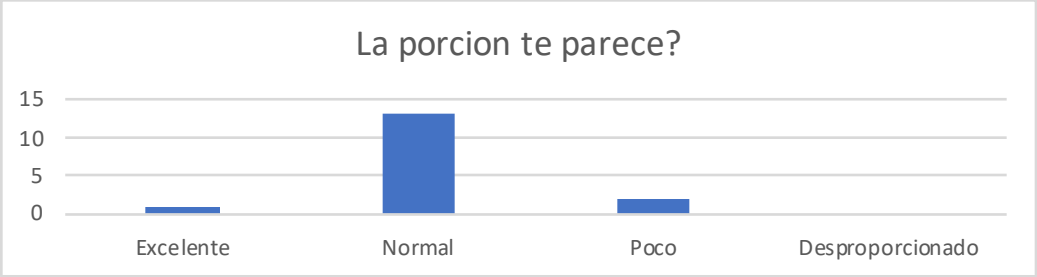
La porcion te parece?
15
10
5
0
Excelente
Normal
Poco
Desproporcionado

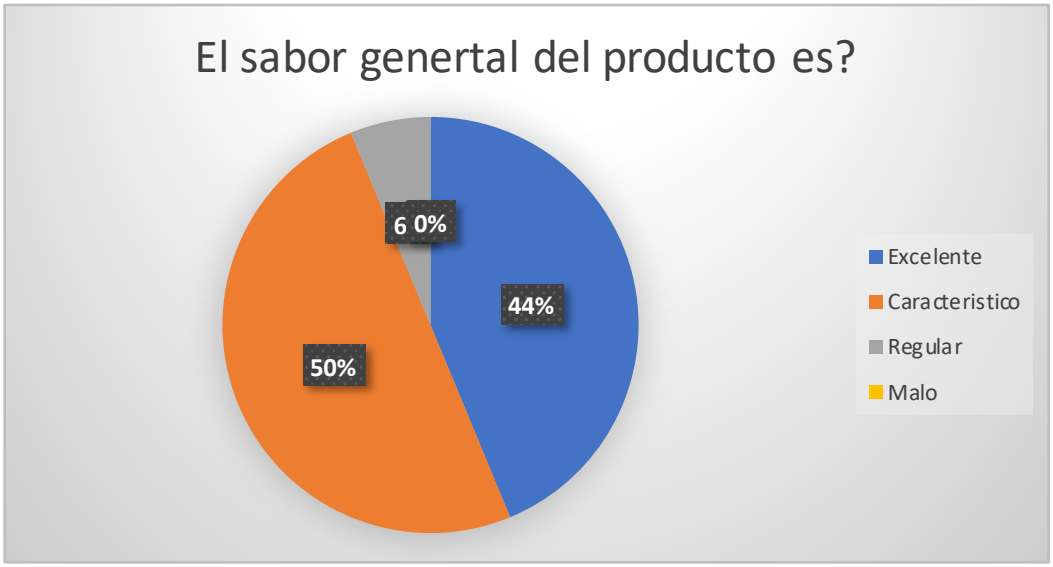
El sabor genertal del producto es?
6 0%
44%
50%
Excelente
Caracteristico
Regular
Malo

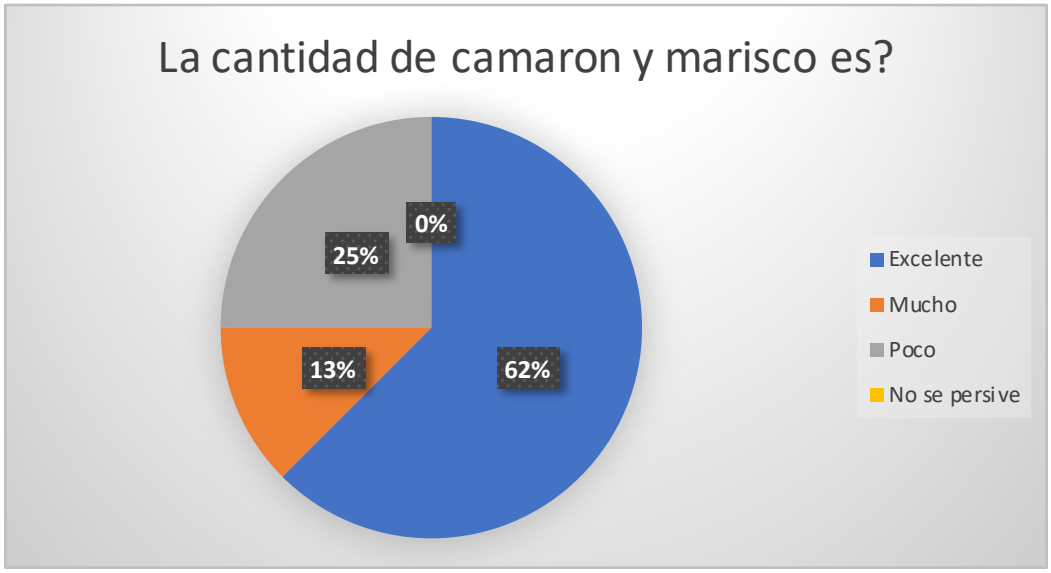
La cantidad de camaron y marisco es?
0%
25%
13%
62%
Excelente
Mucho
Poco
No se persive

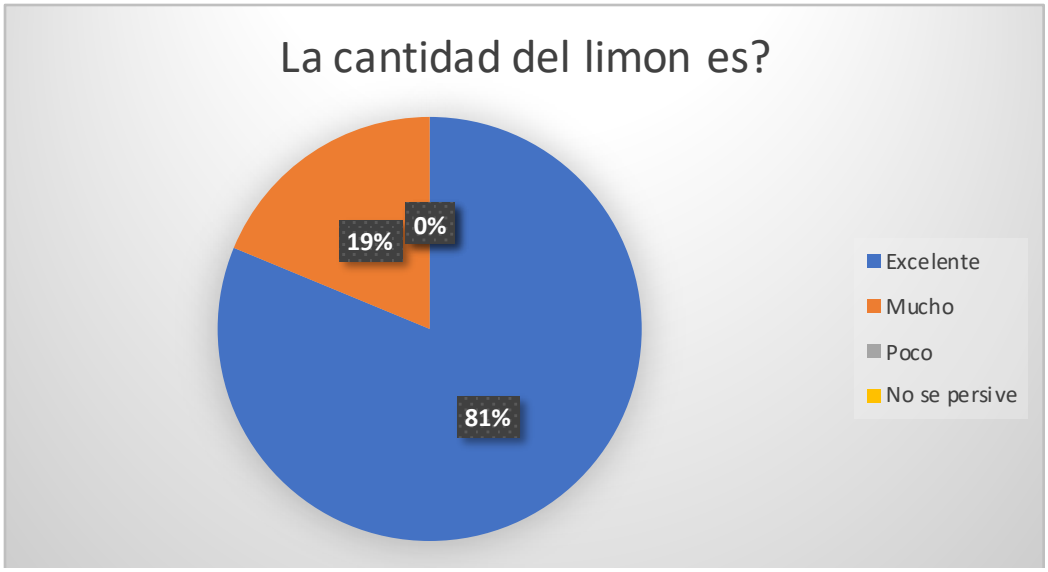
La cantidad del limon es?
19%
0%
81%
Excelente
Mucho
Poco
No se persive

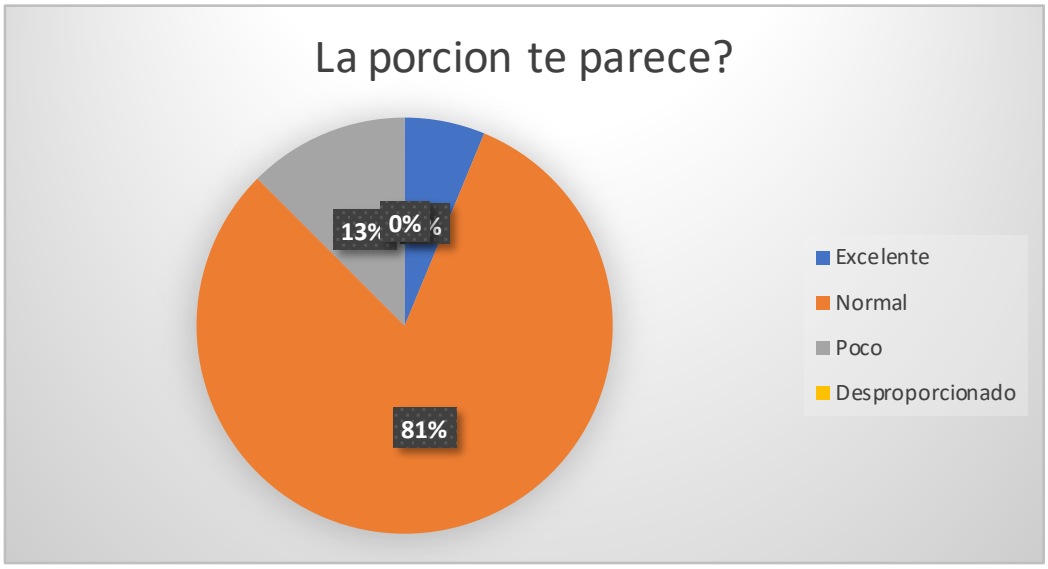
La porcion te parece?
13%
0%
81%
Excelente
Normal
Poco
Desproporcionado

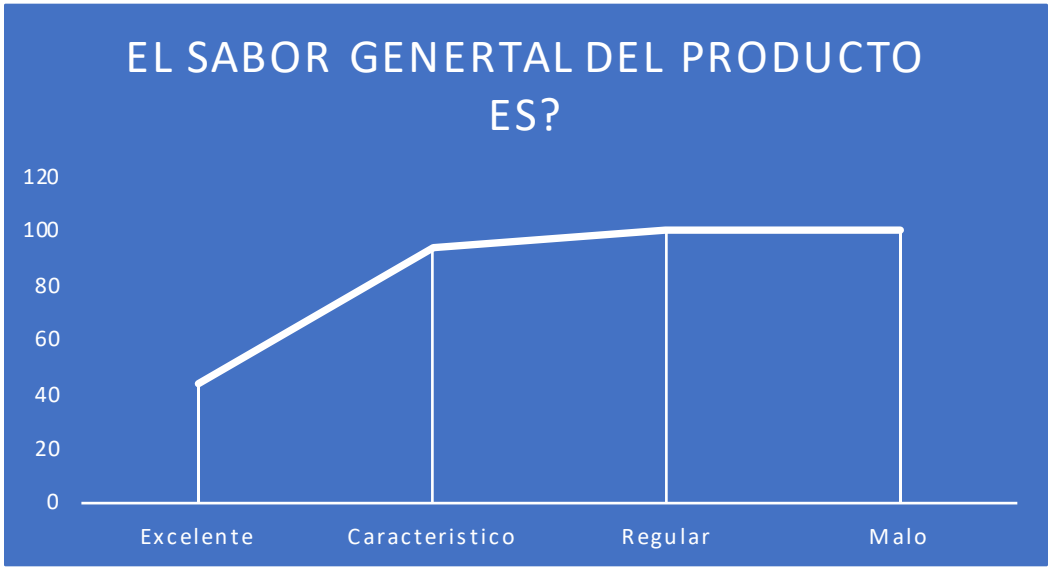
EL SABOR GENERTAL DEL PRODUCTO ES?
120
100
80
60
40
20
0
Excelente
Caracteristico
Regular
Malo

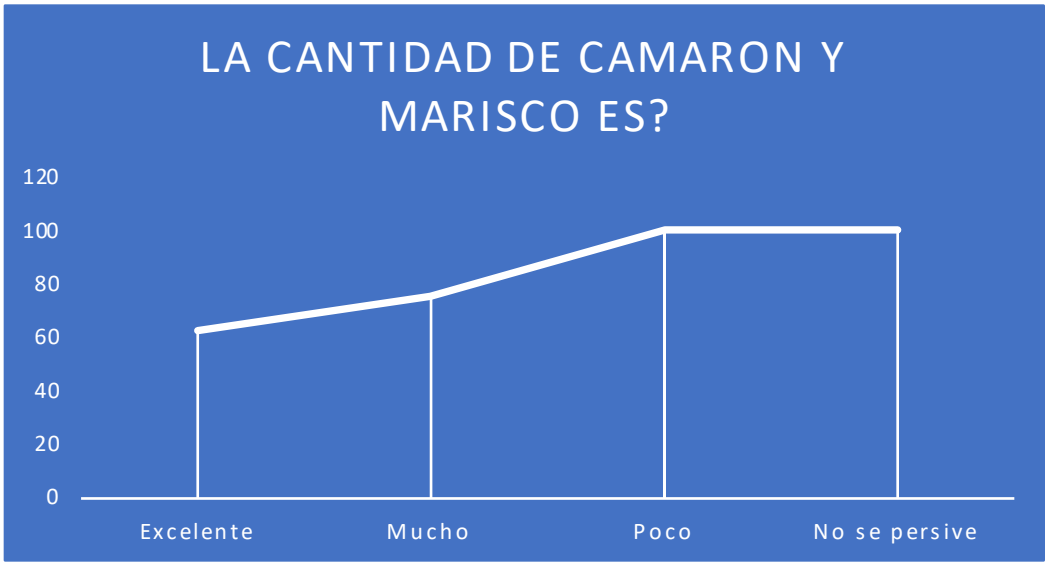
LA CANTIDAD DE CAMARON Y MARISCO ES?
120
100
80
60
40
20
0
Excelente
Mucho
Poco
No se persive

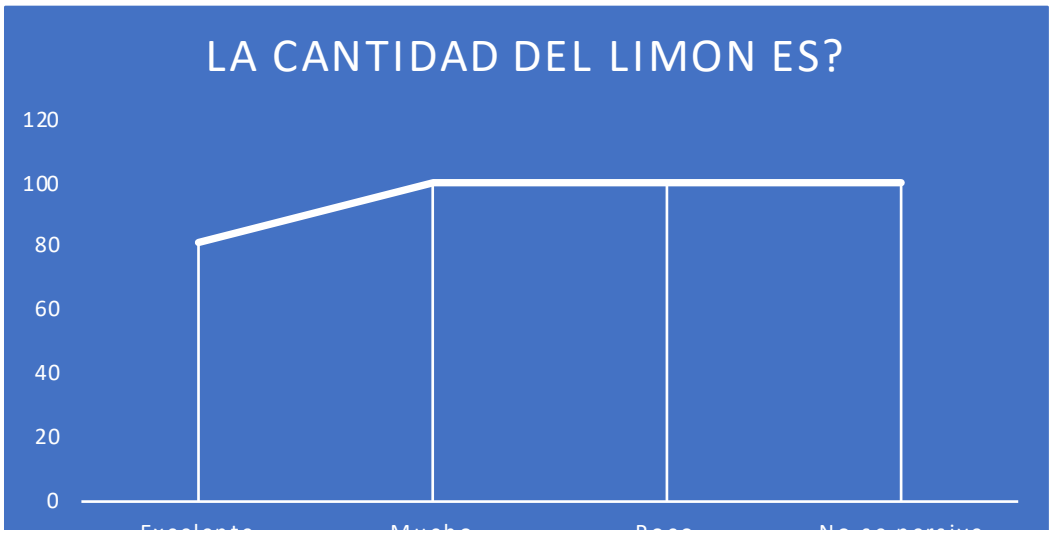
LA CANTIDAD DEL LIMON ES?
120
100
80
60
40
20
0

| | | | |
|---|---|---|---|
| Excelente | Mucho | Poco | No se persive |

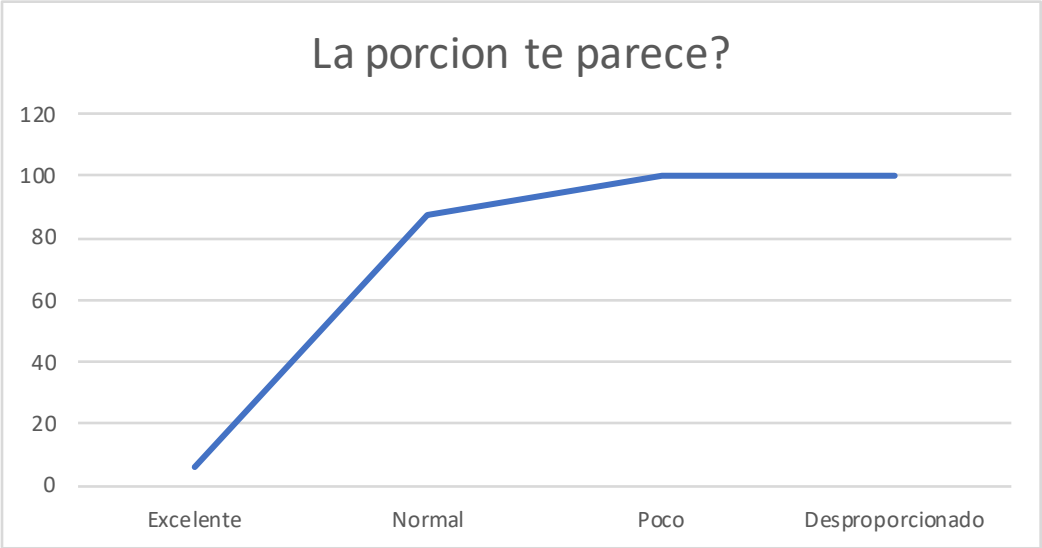

Precio

| Cuanto estarias dispuesto a pagar por el producto? | | | | |
|---|---|---|---|---|
| clase | Fl | Fr | Fp | FPA |
| $150 | 3 | 0.1875 | 18.75 | 18.75 |
| $135 | 6 | 0.375 | 37.5 | 56.25 |
| $110 | 5 | 0.3125 | 31.25 | 87.5 |
| $90 | 2 | 0.125 | 12.5 | 100 |
| | 16 | | 100 | |

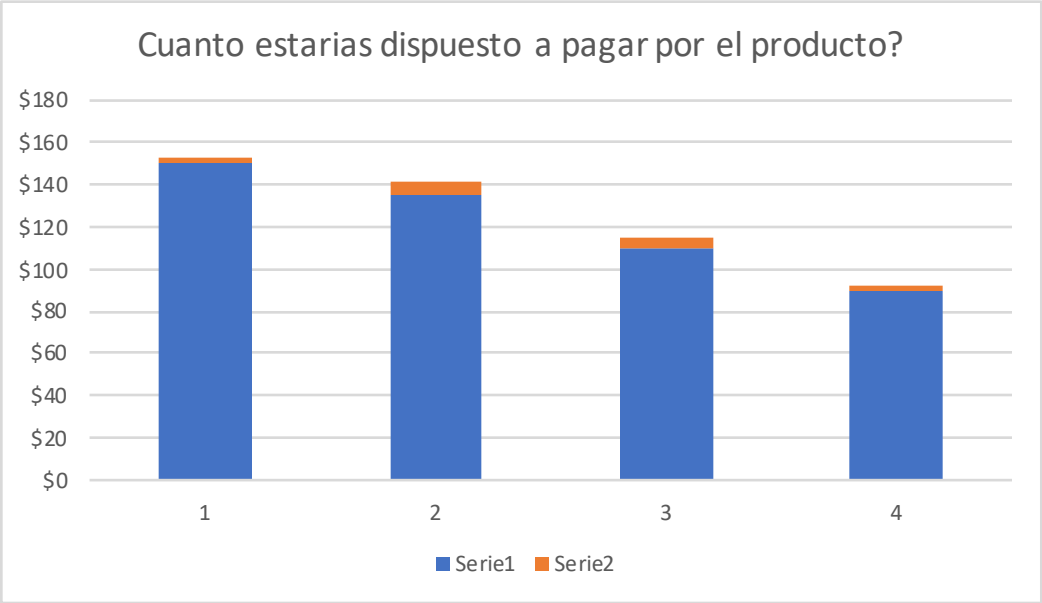
Cuanto estarias dispuesto a pagar por el producto?
$180
$160
$140
$120
$100
$80
$60
$40
$20
$0
1
2
3
4
Serie1
Serie2

Cuanto estraias dispuesto a pagar por el producto?
18%
31%
23%
28%
1
2
3
4

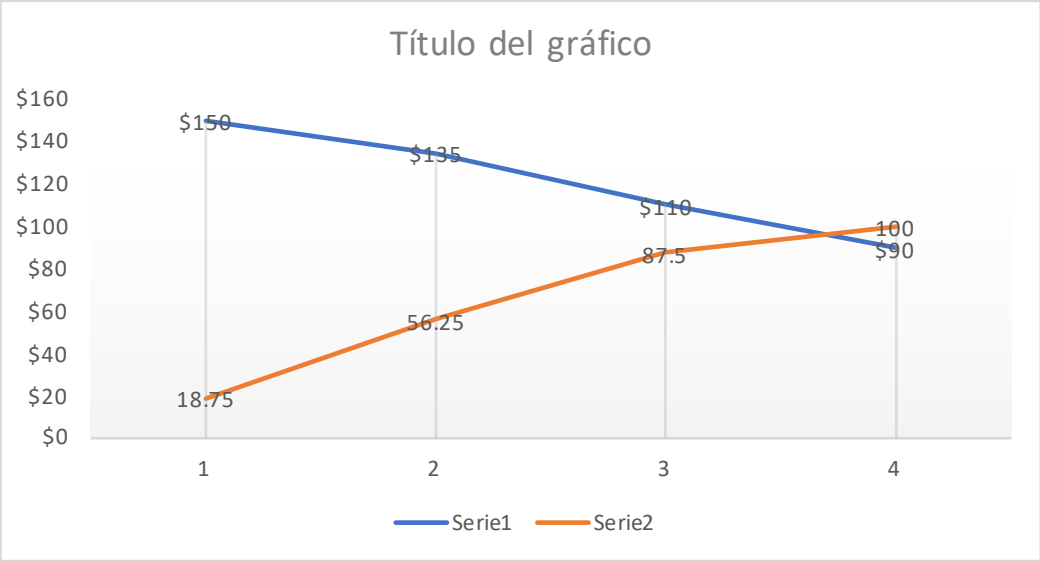
Título del gráfico
$160
$140
$120
$100
$80
$60
$40
$20
$0
$150
$135
$110
$90
18.75
56.25
87.5
100
1
2
3
4
Serie1
Serie2