



***Student name: Luis armando Alvarado***

***Martinez***

***Topic name : unidad 1***

***Parcial: 1***

***Name of the subject : inglés***

***name of the thecher: Alejandra Vidal***

***Escandón***

***Name of the degree:***

***Psicológica***

***Four\_month***

***period: 1°***

# INGLÉS



## Introduce yourself

Hi, My name is: Luis  
I'm 22 years old

I'm from: Pichucalco  
Chiapas

I am: work and study

## negative forms

		<u>be</u>	
		<u>Full forms</u>	<u>Contractions</u>
I	am not	→	I'm not
You	are not	→	You aren't
He/She/It	is not	→	He/She/It
We	are not	→	We
They	are not	→	They

I am **not** → I'm **not**  
he is **not** → he isn't  
she is **not** → she isn't  
it is **not** → it's **not**

we are **not** → we aren't  
you are **not** → you aren't  
they are **not** → they aren't

## formal greeting

**good morning**

*buenos días*

**good afternoon**




*buenas tardes*

**good evening**

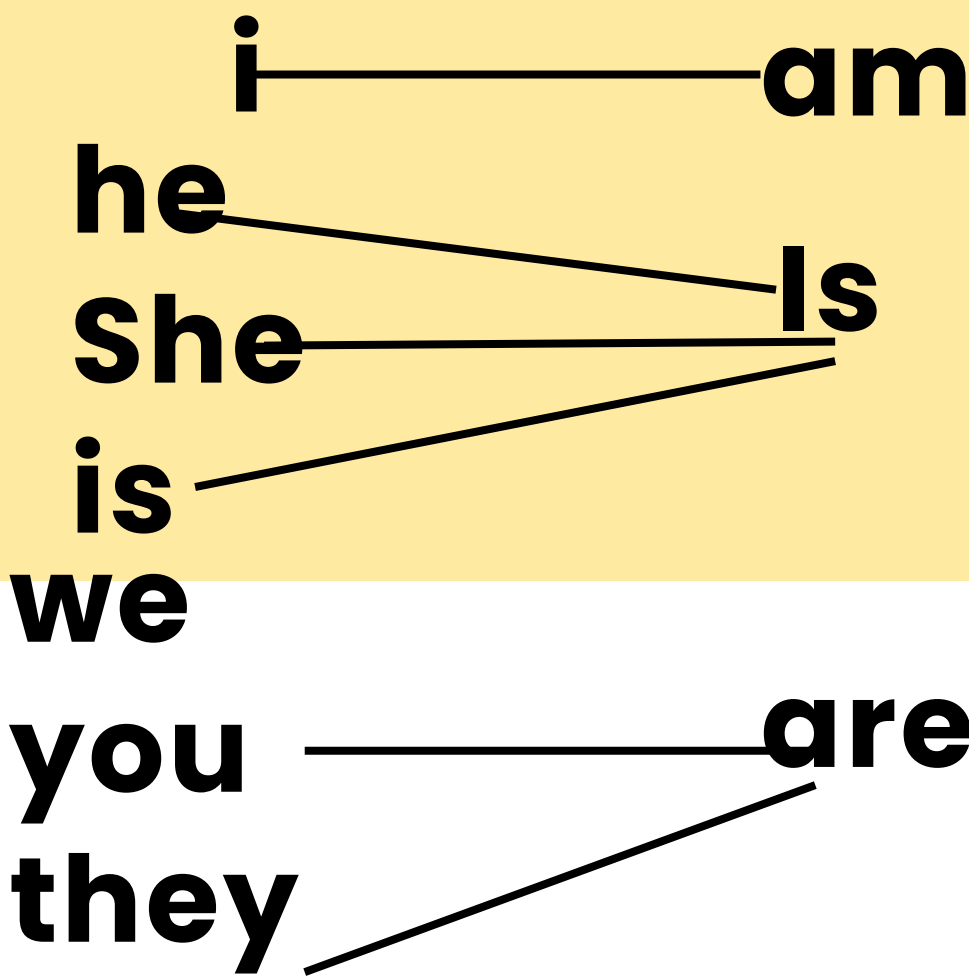
*buenas noches*

**Good night**

*buenas noches*

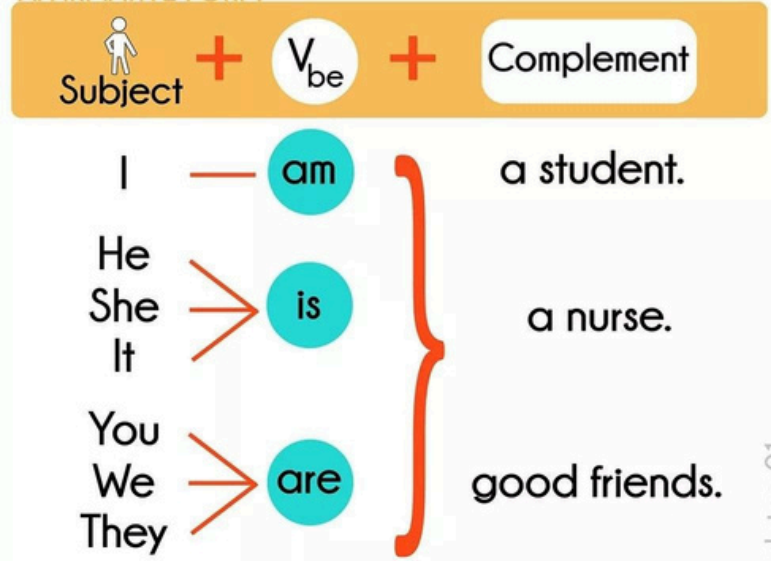


# Afirmative form



## Verb TO BE (La traducción al español del verbo BE es SER o ESTAR.)

### AFFIRMATIVE FORM



\* Recuerda que estamos usando el verb to be en tiempo PRESENTE.

@edufec.01

*i **am** playing*  
*you **are** playing*  
*he **is** playing*  
*it **is** playing*  
*we **are** playing*  
*you **are** playing*  
*the **are** playing*

WAY #1	WAY #2
I am <b>doctor</b>	I am <b>in the hospital</b>
You are <b>teacher</b>	You are <b>in the barber shop</b>
He is <b>chef</b>	He is <b>at school</b>
She is <b>Sara</b>	She is <b>in the hotel</b>
It is a <b>restaurant</b>	It is <b>in the park</b>
We are <b>mechanics</b>	We are <b>in the hair salon</b>
You are <b>teachers</b>	You are <b>in the drugstore</b>
They are <b>painters</b>	They are <b>in the cafeteria</b>

# Classroom lenguaje student

**May i go to the  
bathroom please?**

*puedo ir al baño porfavor*

**may i go Out.please?**

*puedo salir porfavor*

**may i come is?**

*podría repetirlo porfavor*

**teachet, I don't  
understand it.**

*maestra, no entiendo*

**Here/obstend**

*presente/ausente*

## “Classroom language”



Can I drink water?



Can I throw this?



Can I sharpen my pencil?



Can I go to the toilet, please?



May I come in?



I'm sorry, I'm late



# TEACHER

**do You have any question?**

*tienes alguna pregunta?*

**so fa so good?**

Todo bien hasta ahora

**did You understand what i did?**

Se entiendo lo que hice

**have You finish?**

Han terminado

**please ,pay attetion?**

Presenten atención  
porfavor

Silence, please!



**¡ Silencio, por favor !**



¿Tengo una pregunta?



I have a question?

Sit down, please.



**Siéntense, por favor.**



A

**A coffee** → **un café**



**A door** → **una puerta**




**a cat** → **Un gato**



**A garden** → **un jardín**



**A pencil** → **un lápiz**



An

An Apple →

una

manzana



An umbrella

un paraguas



an island

una isla



an angel ← — un angel



an honor → un honor



# cerca

# this

Se refiere a un objeto o persona que está cerca



I love **THIS** plant

# that

# lejos

Se refiere a un objeto o persona que está lejos



I love **THAT** plant

Se refiere a varios objetos o personas que están cerca



I love **THESE** plants

# these

# those

Se refiere a varios objetos o personas que están lejos



I love **THOSE** plants