

UNIT I. INTRODUCTION – IT'S NICE TO MEET YOU

I.1.- The verb be

The verb be

I'm Jennifer Miller.**You're** in my class.**She's** in our class. (**Jennifer is** in our class.)**He's** over there. (**Steven is** over there.)**It's** Miller. (**My last name is** Miller.)**Are you** Steven Carson?Yes, **I am**.No, **I'm not**.How **are you**?**I'm** fine.

I'm = I am
You're = You are
He's = He is
She's = She is
It's = It is

A Complete the conversation with the correct words in parentheses.
 Then practice with a partner.

- David: Hello, Jennifer. How are (is / are) you?
 Jennifer: I'm (She's / I'm) fine, thanks.
I'm (I'm / It's) sorry – what's your name again?
 David: It's (He's / It's) David – David Medina.
 Jennifer: That's right! David, this is (is / am) Sarah Conner.
She's (She's / He's) in our math class.
 David: Hi, Sarah. It's (I'm / It's) nice to meet you.
 Sarah: Hi, David. I think you're (you're / I'm) in my English class, too.
 David: Oh, right! Yes, I am (are / am).

2 The verb be

- ▶ In questions, the *be* verb comes before the noun or pronoun: **Is he** your teacher?
- ▶ Don't use contractions in short answers with Yes: Are you in my class? Yes, **I am**.
 (NOT: Yes, I'm.)

Complete the conversations. Use the words in the box.

am	I'm	it's	she's
✓ are	I am	I'm not	you
			you're

- A: Excuse me. Are you Patty Wilson?
 B: No, I'm not. She's over there.
 A: OK. Thanks.
- A: Hi. Are you Patty Wilson?
 C: Yes, I am.
 A: Oh, good. I'm, Sergio Baez. in my English class.
 C: Yes, I am. It's nice to meet you, Sergio.

1.2.- Possessive Adjectives

My, your, his, her

What's **your** name?

My name is Taylor.

What's = What is

What's **his** name?

His name is Michael.

What's **her** name?

Her name is Jennifer.

A Complete the conversations. Use *my, your, his, or her*.



1. A: Hello. What's*your*..... name?
 B: Hi. *My* name is Antonio.
 What's*her*..... name?
 A:*Her*..... name is Nicole.



2. A: What's*his*..... name?
 B:*His*..... name is Michael.
 A: And what's*her*..... name?
 B:*Her*..... name is Jennifer.

1 My, your, his, her

► Use *his* with males and *her* with females: **His** name is David. (NOT: Her name is David.) **Her** name is Maria. (NOT: His name is Maria.)

Complete the conversations with *my, your, his, or her*.

1. A: Hello.*My*..... name is Carlos.
 B: Hi, Carlos. What's*your*..... last name?
 A: It's Gonzales.
 B: How do you spell*your*..... last name? Is it G-O-N-Z-A-L-E-Z?
 A: No, it's G-O-N-Z-A-L-E-S. And what's*your*..... name?
 B:*My*..... name is Bill Powers. Nice to meet you.
2. A: What's Ms. Robinson's first name?
 B:*Her*..... first name is Katherine.*her*..... nickname is Katie.
 A: I'm sorry. What's*her*..... first name again?
 B: It's Katherine. And what's Mr. Weber's first name?
 A:*His*..... first name is Peter.
 B: That's right. And*his*..... nickname is Pete.

A  Listen and practice.

Jennifer: Excuse me. Are you Steven Carson?

David: No, I'm not. He's over there.

Jennifer: Oh, I'm sorry.



Jennifer: Steven? This is your book.

Steven: Oh, thank you. You're in my class, right?

Jennifer: Yes, I am. I'm Jennifer Miller.



Steven: Hey, David, this is Jennifer. She's in our math class.

David: Hi, Jennifer.

Jennifer: Hi, David. Nice to meet you.

B **GROUP WORK** Greet a classmate. Then introduce him or her to another classmate.

"Hey, Ming, this is . . ."

B Complete the conversations. Then practice in groups.

Nicole: Excuse me. Are you Steven Carson?

David: No, I'm not. My name is David Medina. Steven is over there.

Nicole: Oh, sorry.

Nicole: Are you Steven Carson?

Steven: Yes, I am.

Nicole: Hi, I'm Nicole Johnson.

Steven: Oh, she's in my math class, right?

Nicole: Yes, I am.

Steven: Hi, nice to meet you.

C **CLASS ACTIVITY** Write your name on a piece of paper. Put the papers in a bag. Then take a different paper. Find the other student.

A: Excuse me. Are you Jin-sook Cho?

B: No, I'm not. She's over there.


A: Hi. Are you Jin-sook Cho?


C: Yes, I am.



1.3.- Article a, an


ARTICLES Classroom objects

A  Listen. Complete these sentences with *a* or *an*.


articles 
an + vowel sound
a + consonant sound




1. This is a book.



2. This is an eraser.




3. This is an English book.



4. This is a marker.





5. This is a notebook.




6. This is a clock.

1.4.- Use of This and These / It and They


This/these, it/they; plurals 




This is a clock.



These are clocks.



What's **this**?
It's an earring.



What **are these**?
They're earrings.

It's = It is
They're = They are

Complete these conversations. Then practice with a partner.



1. A: What are these..... ?
B: They're keys.....



2. A: What is this..... ?
B: It's a map.....



3. A: What is this..... ?
B: It's a bag.....



4. A: What is this..... ?
B: It's a watch.....



5. A: What is this..... ?
B: It's an umbrella.....



6. A: What one these..... ?
B: they're sunglasses.....

1 **This/these; it/they; plurals**

- ▶ Don't use a contraction with *What + are*: **What are these?** (NOT: ~~What're these?~~)
- ▶ Use *this* with singular nouns: **This** is a book. Use *these* with plural nouns: **These** are earrings.

Circle the correct words.

1. A: ~~What's~~ / **What are** these?
B: ~~It's~~ / **They're my earring** / earrings.
2. A: ~~What's~~ / **What are** this?
B: **It's** / ~~They're a~~ / **an** cell phone.
3. A: ~~What's this~~ / **these**?
B: **It's** / ~~They're a~~ / **an** address book.

Yes/No and where questions with be

Is this your wallet?
Yes, **it is**. / No, **it's not**.

Where's your wallet?
It's in my pocket.

Are these your keys?
Yes, **they are**. / No, **they're not**.

Where are my keys?
They're on the table.

A Complete these conversations. Then practice with a partner.

1. A: Is this your umbrella?
B: No, it's not.
A: Are these your keys?
B: Yes, they are. Thanks!

3. A: Where are your sunglasses?
B: They're on the table.
A: No, they're not. They're my sunglasses!
B: You're right. My sunglasses are in my purse.

2. A: Where are my glasses?
B: Are these your glasses?
A: No, they're not.
B: Wait! are they in your pocket?
A: Yes, they are. Thanks!

4. A: is this my pen?
B: No, it's not. It's my pen.
A: Sorry. Where is my pen?
B: It's on your desk.
A: Oh, you're right!

B GROUP WORK Put three of your things in a bag. Then choose three different things. Find the owner of each thing.

A: Is this your pen, Yuko?
B: No, it's not.

A: Are these your keys, Sergio?
C: Let me see. Yes, they are.

2 Yes/No and where questions with be

► In questions with *where*, the verb comes after *Where*: **Where are my sunglasses?**
(NOT: ~~Where my sunglasses are?~~)

A Match the questions with the answers.

- | | |
|--|---------------------------|
| 1. Is that your wallet? ... <i>c</i> | a. They're in your purse. |
| 2. Are these your glasses? ... <i>e</i> | b. No, it's not. |
| 3. Where are my keys? ... <i>a</i> | c. Oh, yes, it is! |
| 4. Is this your pen? ... <i>d</i> | d. It's in my pocket. |
| 5. Where's your watch? ... <i>b</i> | e. No, they're not. |

B Complete the conversation. Use the words in the box.

are they	it is	they are	where
it	it's	this	✓ where's

- A: ...*Where's*... my pen?
 B: I don't know. Is ...*it*... in your book bag?
 A: No, ...*it's*... not.
 B: Is ...*this*... your pen?
 A: Yes, ...*it is*... Thanks! Now, ...*where*... are my keys?
 B: ...*Are they*... on your desk?
 A: Yes, ...*they are*... Thank you!

B Complete these sentences. Then listen and check your answers.



1. The books are in the book bag.



2. The cell phone is next to the hairbrush.



3. The map is the newspaper.



4. The chair is next to the desk.



5. The wallet is on the notebook.



6. The sunglasses are in the purse.

C PAIR WORK Ask and answer questions about the pictures in part B.

A: Where are the books?

B: They're in the book bag.

2A: where is the cell phone?

B: it's next to the hairbrush

3A: Where is the map?

B: it's on the newspaper

4A: Where is the chair?

B: it's next to the desk

5A: Where is the wallet?

B: it's on the notebook

6A: Where are the sunglasses

B: They're in the purse.

WHERE ARE JOE'S THINGS?


PAIR WORK Now help Joe find his things. Ask and answer questions.

briefcase	cell phone	newspaper	umbrella
camera	glasses	notebook	wallet

A: Where's his briefcase?
B: It's on the table.

A: Where is cell phone?
B: It's on the arm of sofa

A: Where are newspaper
B: It's on the next to
to the sofa



Progress check

HOW ARE YOU?

A Complete the conversation. Use the sentences and questions in the box.

Matt: Hi. How are you?

Nicki: I'm fine, thanks. How about you?

Matt: Pretty good, thanks. My name is Matt Carlson.

Nicki: And I'm Nicki White.

Matt: It's nice to meet you, Nicki.

Nicki: Nice to meet you, too. Oh, are you in my English class?

Matt: Yes, I am.

Nicki: Well, have a good day.

Matt: See you in class.

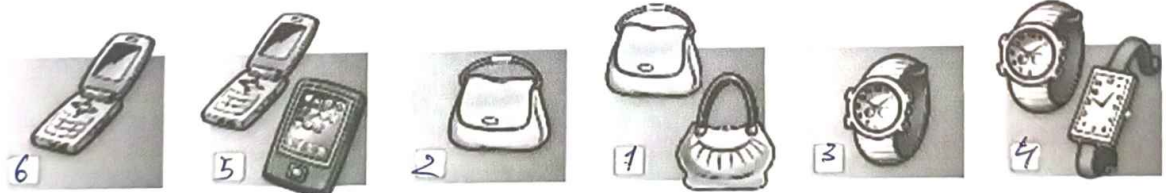
My name is Matt Carlson.
 Oh, are you in my English class?
 How about you?
 ✓ Hi. How are you?
 It's nice to meet you, Nicki.
 Well, have a good day.

B PAIR WORK Practice the conversation from part A. Use your own information. Then introduce your partner to a classmate.

"Malena, this is my friend. His name is Tetsu. . ."

LISTENING What's this? What are these?

🎧 Listen to the conversations. Number the pictures from 1 to 6.



Complete the conversations. Use the words in the box.

<input type="checkbox"/> am	<input type="checkbox"/> he's	<input type="checkbox"/> I'm not	<input type="checkbox"/> it's	<input type="checkbox"/> you
<input type="checkbox"/> are	<input type="checkbox"/> I'm	<input type="checkbox"/> is	<input checked="" type="checkbox"/> me	<input type="checkbox"/> you're

1. Debra: Excuse me. Are YOU James Lawson?
 Kevin: No, he's is over there.
 Debra: Oh, I'm sorry.
2. Debra: Excuse me. are you James Lawson?
 James: Yes, I am.
 Debra: Hi, James. My name is Debra Marks.
 James: Oh, you're in my English class.
 Debra: That's right. it's nice to meet you.
 James: Nice to meet you, too.



Complete the conversation. Use the questions in the box.


<input type="checkbox"/> What's your name?	<input type="checkbox"/> And what's your email address?
<input type="checkbox"/> And how do you spell your last name?	<input type="checkbox"/> What's your phone number?
<input checked="" type="checkbox"/> Are you Ashley Nevins?	<input type="checkbox"/> How do you spell your first name?

- A: Hi. Are you Ashley Nevins?
 B: No, I'm not.
 A: Oh, I'm sorry. What's your name?
 B: Kerry Moore.
 A: How do you spell your first name?
 B: K-E-R-R-Y.
 A: And how do you spell your last name?
 B: M-O-O-R-E.
 A: What's your phone number?
 B: It's 618-555-7120.
 A: And what's your email address?
 B: It's kmoore19@cup.org.



UNIT I. INTRODUCTION – IT'S NICE TO MEET YOU
WORKBOOK

Complete the conversations. Use my, your, his, or her.



1. A: Hi. What's your name?
 B: My name is Carla. And what's your name?
 A: My name is David.

2. A: What's his name?
 B: it's name is Michael.
 A: And what's her name?
 B: his name is Sarah.

Choose the correct responses.

1. A: Hi, Daniel.
 B: Hello
 • Hello.
 • It's nice to meet you.
2. A: My name is Pam Walker.
 B: I'm Jake Williams
 • It's Williams.
 • I'm Jake Williams.
3. A: Hello, Yuko. How's it going?
 B: fine, thanks
 • Fine, thanks.
 • Nice to meet you, too.
4. A: How do you spell your last name?
 B: R-O-G-E-R-S
 • R-O-G-E-R-S.
 • It's Rogers.
5. A: I'm Bill Delgado.
 B: Nice to meet you, too
 • Nice to meet you, too.
 • It's nice to meet you.



Complete the conversations.



1. A: Hello, Mr. Jones.
 B: Good morning, Susan.
how are you?
 A: I'm OK, thank you.

2. A: Hi. How are you, Mrs. Stein?
 B: I'm just fine, thank you.
 How about you,
my Smith?
 A: Pretty good, thanks.



3. A: How's it going, Tim?
 B: Great. How are you doing?
 A: Pretty good.



Hello and good-bye!

A Complete the conversations. Use the words in parentheses.

1. A: Hi
(Hi. / Excuse me.) How are you?

B: I'm fine, thanks.

2. A: Hello
(Hello. / Good-bye.)

B: See you tomorrow.

3. A: Excuse me
(Excuse me. / Thank you.) Are you Soo-mi Kim?

B: Yes, I am.


4. A: Good evening
(Good evening. / Good night.)

B: Hello.

What are these things?

A What's in the picture? Write the things.

1. a bag
2. umbrella
3. laptop
4. phone
5. book
6. portfolio
7. brush
8. trash can



B What's in the picture? Write sentences.

1. This is a bag.
2. This is an umbrella
3. this is a laptop
4. this is a phone
5. this is a book
6. this is a portfolio
7. this is a brush
8. this is a trash can

Complete the questions with this or these. Then answer the questions.



1. A: What's this ? B: It's a camera .
 2. A: What's this ? B: It's a clock .
 3. A: What are these ? B: they're earrings .



4. A: What are these ? B: they're downs .
 5. A: What are these ? B: they're glasses .
 6. A: What's this ? B: it's an id card .

Complete the conversation. Use the words in the box.

<input type="checkbox"/> a	<input type="checkbox"/> 's	<input type="checkbox"/> this	<input type="checkbox"/> they	<input type="checkbox"/> you
<input type="checkbox"/> an	<input checked="" type="checkbox"/> it's	<input type="checkbox"/> these	<input type="checkbox"/> they're	<input type="checkbox"/> you're

Dana: Wow! What's this?
 Chris: it's a purse.
 Dana: Oh, cool. Thank you're , Chris.
 Chris: you welcome.
 Eva: Now open this's box.
 Dana: OK. What it's this?
 Eva: It's a scarf.
 Dana: Oh, thank you, Eva. And what are you ?
 Eva: they 're earrings.
 Dana: Thanks! an great!
 Amy: Open this, too!
 Dana: Oh, it's a umbrella. Thanks, Amy!



Complete the conversations.




1. A: Where is my English dictionary?
 B: Is it in your book bag?
 A: No, it's not.
 B: Wait a minute. is it on the desk?
 A: Yes, it is. Thank you!



2. A: is this my newspaper?
 B: No, it's not.
 It's my newspaper.
 A: Sorry. where is my newspaper?
 B: Is it under your chair?
 A: Oh, yes, it is. Thanks.



3. A: Where are my glasses?
 B: Are they in your purse?
 A: No, they're not.
 B: are they on your desk?
 A: Hmm. Yes, they are. Thanks.



4. A: Are my pens on
 your desk?
 B: No, they're not. Sorry.
 A: Hmm. where are my pens?
 B: Are they in your pocket?
 A: Let me see. Yes, they are.
 Thank you!

Complete the sentences. Use the prepositions in the box.


- behind
 in
 in front of
 next to
 on
 under



1. The wallet is in the purse.



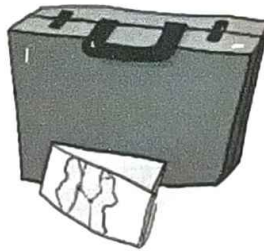
2. The chair is behind the desk.



3. The glasses are on the chair.



4. The cell phone is under the table.



5. The map is in the briefcase.



6. The keys are next to the umbrella.

Where are these things?

A Look at the picture. Write questions and answers about the things in parentheses.



- A: Where is the briefcase? (briefcase)
B: It's next to the television
- A: Where are the books? (books)
B: Under the table
- A: Where is the cell phone? (cell phone)
B: inside the bag
- A: Where are the keys? (keys)
B: on the table
- A: Where is the camera? (camera)
B: in front of the television
- A: Where are the sunglasses?
B: behind the sofa

UNIT II. WHERE ARE YOU FROM?

2.1.- Cities and Countries

1 **SNAPSHOT**

⊙ Listen and practice.

The Ten Largest Cities in the World

Cities	Countries
1. Tokyo	a. Brazil
2. Seoul	b. China
3. Mexico City	c. India
4. New York City	d. Indonesia
5. Mumbai	e. Japan
6. Jakarta	f. Mexico
7. São Paulo	g. South Korea
8. Delhi	h. the U.S.
9. Osaka	
10. Shanghai	

(Based on population in the metropolitan area)

Source: www.worldfacts.com

Match the cities with the countries. Then check your answers at the bottom of the Snapshot. What other large cities are in each country? What large cities are in your country?

2 **CONVERSATION** Are you from Seoul?

A ⊙ Listen and practice.

Tim: Are you from California, Jessica?
 Jessica: Well, my family is in California now, but we're from South Korea originally.
 Tim: Oh, my mother is Korean – from Seoul! Are you from Seoul?
 Jessica: No, we're not. We're from Daejeon.
 Tim: So is your first language Korean?
 Jessica: Yes, it is.

WELCOME NEW STUDENTS



B ⊙ Listen to Jessica and Tim talk to Tony, Natasha, and Monique. Check (✓) True or False.

	True	False
1. Tony is from Italy.	<input type="checkbox"/>	<input checked="" type="checkbox"/>
2. Natasha is from New York.	<input checked="" type="checkbox"/>	<input type="checkbox"/>
3. Monique's first language is English.	<input checked="" type="checkbox"/>	<input type="checkbox"/>

2.2.- Negative and Questions with be

Negative statements and yes/no questions with be

I'm not from New York.	Are you from California?	I am .	I'm not .
You're not late.	Am I early?	you are .	you're not .
She's not from Russia.	Is she from Brazil?	she is .	she's not .
He's not from Italy.	Is he from Chile?	Yes, he is .	No, he's not .
It's not English.	Is it Korean?	it is .	it's not .
We're not from Japan.	Are you from China?	we are .	we're not .
You're not early.	Are we late?	you are .	you're not .
They're not in Mexico.	Are they in Canada?	they are .	they're not .
We're = We are			

A Complete the conversations. Then practice with a partner.

- A: Hiroshi, are you and Maijo from Japan?
 B: Yes, we are not from Japan
 A: Oh? You are you from Tokyo?
 B: No, not not. a from Kyoto.
- A: She is Laura from the U.S.
 B: No, she is not. She's from the U.K.
 A: You are she from London?
 B: Yes, she from Italy. But her parents are from Italy. They are not from the U.K. originally.
 A: not Laura's first language Italian?
 B: No, Kyoto not. a English.
- A: They are not Selina and Carlos from Mexico?
 B: No, Mexico not. a from Brazil.
 A: No, I you from Brazil, too?
 B: No, I'm not. I'm from Peru.
 A: So, not your first language Spanish?
 B: Yes, it It's not English



B Match the questions with the answers. Then practice with a partner.

- | | |
|--|---|
| 1. Are you and your family from Canada? <u>d</u> | a. No, he's not. He's from Singapore. |
| 2. Is your first language English? <u>c</u> | b. Yes, she is. She's from California. |
| 3. Are you Japanese? <u>e</u> | c. No, it's not. It's Japanese. |
| 4. Is Mr. Ho from Hong Kong? <u>a</u> | d No, we're not. We're from Australia. |
| 5. Is your mother from the U.S.? <u>b</u> | e Yes, we are. We're from Kyoto. |

C PAIR WORK Write five questions like the ones in part B. Then ask and answer your questions with a partner.

1 Negative statements and yes/no questions with be

- ▶ Use **be + not** to form negative statements: Ana **isn't** a student. (NOT: ~~Ana is no a student.~~)
- ▶ **You** is a singular and a plural pronoun: Are **you** from Rio? Yes, I am./Yes, **we** are.

A Unscramble the words to write negative statements.

1. in California / not / New York City / is
New York City is not in California.
2. London / not / from / we're
not we're from London
3. not / you and Tim / in my class / are
Tim and you not are in my class
4. is / my first language / Spanish / not
my first language not is Spanish
5. from / my mother / not / is / Seoul
my mother not is from Seoul
6. my keys / not / are / they
are they not my keys

B Complete the conversations.

1. A: Are you and your family from Mexico?
B: No, I'm not. I am from Guatemala.
2. A: Are your first language English?
B: Yes, it they are. My parents they're from Australia.
3. A: Are Kenji and his friend Japanese?
B: Yes, you're are. But they're in the U.S. now.
4. A: Are my mother and I late?
B: No, not not. It's early!

2.2.- Where are they from?

WHERE ARE THEY FROM?

A Where are these people from? Check (✓) your guesses.



- Penelope Cruz**
 Mexico
 France
 Spain



- Robert Pattinson**
 the U.S.
 the U.K.
 Canada



- Haru Nomura**
 South Korea
 Japan
 China



- Cate Blanchett**
 Australia
 New Zealand
 South Africa



- Javier Hernández**
 Brazil
 Mexico
 Chile

B PAIR WORK Compare your guesses. Then check your answers at the bottom of the page.

- A: Is Penelope Cruz from Mexico?
 B: No, she's not.
 A: Is she from France?

Answers: 1. Spain 2. the U.K. 3. Japan 4. Australia 5. Mexico

CONVERSATION *He's cute.*

Listen and practice.

- Emma: Who's that?
 Jill: He's my brother.
 Emma: Wow! He's cute. What's his name?
 Jill: James. We call him Jim.
 Emma: Oh, how old is he?
 Jill: He's twenty-one years old.
 Emma: What's he like? Is he nice?
 Jill: Yes, he is - and he's very smart, too!
 Emma: And who's that?
 Jill: My sister Tammy. She's only twelve. She's the baby of the family.



2.3.- Numbers and Ages

NUMBERS AND AGES

A Listen and practice.

- | | | |
|--------------|-----------------|-----------------------------|
| 11 eleven | 21 twenty-one | 40 forty |
| 12 twelve | 22 twenty-two | 50 fifty |
| 13 thirteen | 23 twenty-three | 60 sixty |
| 14 fourteen | 24 twenty-four | 70 seventy |
| 15 fifteen | 25 twenty-five | 80 eighty |
| 16 sixteen | 26 twenty-six | 90 ninety |
| 17 seventeen | 27 twenty-seven | 100 one hundred |
| 18 eighteen | 28 twenty-eight | 101 one hundred (and) one |
| 19 nineteen | 29 twenty-nine | 102 one hundred (and) two |
| 20 twenty | 30 thirty | 103 one hundred (and) three |

B Listen and practice. Notice the word stress.

- | | | | |
|-------------------|------------------|-----------------|-----------------|
| thirteen - thirty | fourteen - forty | fifteen - fifty | sixteen - sixty |
|-------------------|------------------|-----------------|-----------------|

C PAIR WORK Look at the people in Jill's family for one minute. Then close your books. How old are they? Tell your partner.



- | | | | | |
|--|---|--|---|---|
| A. Helen - 76
<i>Seventy-six</i> | B. Howard - 52
<i>fifty-two</i> | C. Jackie - 49
<i>forty-nine</i> | D. Megan - 23
<i>twenty-three</i> | E. Tim and Tom - 14
<i>fourteen</i> |
|--|---|--|---|---|