



**ALUMNA:** ROSSAINE YUDITH MORALES PEREZ

**PROFESORA:** MARIA FERNANDA MONTSERRATH CAMPOS

**ACTIVIDAD:** ACTIVIDAD 1 WORKBOOK

**MATERIA:** INGLES

**GRADO:** 1

**GRUPO:** “B”

Comitán de Domínguez Chiapas a 21 De noviembre de 2024

# UNIT I. INTRODUCTION - IT'S NICE TO MEET YOU

## 1.1.- The verb be

### The verb be

<b>I'm</b> Jennifer Miller.	<b>Are you</b> Steven Carson?	<b>I'm</b> = I am
<b>You're</b> in my class.	Yes, <b>I am</b> .	<b>You're</b> = You are
<b>She's</b> in our class. ( <b>Jennifer is</b> in our class.)	No, <b>I'm not</b> .	<b>He's</b> = He is
<b>He's</b> over there. ( <b>Steven is</b> over there.)	How <b>are you</b> ?	<b>She's</b> = She is
<b>It's</b> Miller. ( <b>My last name is</b> Miller.)	<b>I'm</b> fine.	<b>It's</b> = It is

**A** Complete the conversation with the correct words in parentheses. Then practice with a partner.

David: Hello, Jennifer. How are (is / are) you?  
 Jennifer: I'M (She's / I'm) fine, thanks.  
I'M (I'm / It's) sorry – what's your name again?  
 David: It's (He's / It's) David – David Medina.  
 Jennifer: That's right! David, this is (is / am) Sarah Conner.  
She's (She's / He's) in our math class.  
 David: Hi, Sarah. I'm (I'm / It's) nice to meet you.  
 Sarah: Hi, David. I think You're (you're / I'm) in my English class, too.  
 David: Oh, right! Yes, I am (are / am).

## 2 The verb be

- ▶ In questions, the *be* verb comes before the noun or pronoun: **Is he** your teacher?
- ▶ Don't use contractions in short answers with **Yes**: Are you in my class? Yes, **I am**. (NOT: ~~Yes, I'm.~~)

Complete the conversations. Use the words in the box.

am	I'm	it's	she's
✓ are	I am	I'm not	you
			you're

- A: Excuse me. Are you Patty Wilson?  
 B: No, I'm not . she's over there.  
 A: OK. Thanks.
- A: Hi. Are You Patty Wilson?  
 C: Yes, I am .  
 A: Oh, good. You're Sergio Baez. it's in my English class.  
 C: Yes, I Am . i'm nice to meet you, Sergio.

## 1.2.- Possessive Adjectives

### My, your, his, her

What's **your** name?

What's **his** name?

What's **her** name?

**My** name is Taylor.

**His** name is Michael.

**Her** name is Jennifer.

What's = What is

**A** Complete the conversations. Use *my, your, his, or her*.



- A: Hello. What's ~~your~~ name?  
 B: Hi. My name is Antonio.  
 What's Your name?  
 A: My name is Nicole.

- A: What's ~~your~~ name?  
 B: my name is Michael.  
 A: And what's your name?  
 B: my name is Jennifer.

### 1 My, your, his, her

► Use *his* with males and *her* with females: **His** name is David. (NOT: ~~Her name is David.~~) **Her** name is Maria. (NOT: ~~His name is Maria.~~)

Complete the conversations with *my, your, his, or her*.

- A: Hello. My name is Carlos.  
 B: Hi, Carlos. What's Your last name?  
 A: It's Gonzales.  
 B: How do you spell Your last name? Is it G-O-N-Z-A-L-E-Z?  
 A: No, it's G-O-N-Z-A-L-E-S. And what's Your name?  
 B: My name is Bill Powers. Nice to meet you.
- A: What's Ms. Robinson's first name?  
 B: her first name is Katherine. her nickname is Katie.  
 A: I'm sorry. What's your first name again?  
 B: It's Katherine. And what's Mr. Weber's first name?  
 A: his first name is Peter.  
 B: That's right. And his nickname is Pete.



**A**  Listen and practice.

Jennifer: Excuse me. Are you Steven Carson?  
 David: No, I'm not. He's over there.  
 Jennifer: Oh, I'm sorry.



Jennifer: Steven? This is your book.  
 Steven: Oh, thank you. You're in my class, right?  
 Jennifer: Yes, I am. I'm Jennifer Miller.



Steven: Hey, David, this is Jennifer. She's in our math class.  
 David: Hi, Jennifer.  
 Jennifer: Hi, David. Nice to meet you.



**B GROUP WORK** Greet a classmate. Then introduce him or her to another classmate.

"Hey, Ming, this is ..."

**B** Complete the conversations. Then practice in groups.

Nicole: Excuse me. Are you Steven Carson?  
 David: No, I'm not. My name is David Medina. Steven He's over there.  
 Nicole: Oh, sorry.

Nicole: Are you Steven Carson?  
 Steven: Yes, I Am.  
 Nicole: Hi. His Nicole Johnson.  
 Steven: Oh, You're in my math class, right?  
 Nicole: Yes, I Am.  
 Steven: I'm nice to meet you.



**C CLASS ACTIVITY** Write your name on a piece of paper. Put the papers in a bag. Then take a different paper. Find the other student.

A: Excuse me. Are you Jin-sook Cho?  
 B: No, I'm not. She's over there.  
 A: Hi. Are you Jin-sook Cho?  
 C: Yes, I am.

1.3.- Article a, an

**ARTICLES** Classroom objects

**A** Listen. Complete these sentences with *a* or *an*.

**articles**

**a** + vowel sound  
**a** + consonant sound



1. This is ...a... book.



2. This is ...an... eraser.

3. This is ...an... English book.



4. This is ...a... marker.



5. This is ...a... notebook.



6. This is ...a... clock.

1.4.- Use of This and These / It and They

**This/these, it/they; plurals**



**This is a** clock.



**These are** clocks.



What's **this**?  
**It's an** earring.



What **are these**?  
**They're** earrings.

**It's** = It is  
**They're** = They are

Complete these conversations. Then practice with a partner.



1. A: What are these..... ?  
B: They're keys.....



2. A: What 'this..... ?  
B: It's a map.....



3. A: What Are these..... ?  
B: They're backpacks.....



4. A: What 's this..... ?  
B: This is a clock.....



5. A: What 's this..... ?  
B: It's a parasol.....



6. A: What 's this..... ?  
B: It a lens.....

### 1 This/these; it/they; plurals

- ▶ Don't use a contraction with *What + are*: **What are** these? (NOT: ~~What're~~ these?)
- ▶ Use *this* with singular nouns: **This** is a book. Use *these* with plural nouns: **These** are earrings.

Circle the correct words.

1. A: ~~What's~~ / **What are** these?  
B: ~~It's~~ / ~~They're~~ my ~~earring~~ / **earrings**.
2. A: ~~What's~~ / **What are** this?  
B: ~~It's~~ / ~~They're~~ a / **an** cell phone.
3. A: ~~What's this~~ / **these**?  
B: ~~It's~~ / ~~They're~~ a / **an** address book.



**Yes/No and where questions with be**

**Is this** your wallet?

Yes, **it is**. / No, **it's not**.

**Are these** your keys?

Yes, **they are**. / No, **they're not**.

**Where's** your wallet?

**It's** in my pocket.

**Where are** my keys?

**They're** on the table.

**A** Complete these conversations. Then practice with a partner.

1. A: .....**Is**..... this your umbrella?

B: No, **it's**..... not.

A: .....**Are**..... these your keys?

B: Yes, **They**..... are. Thanks!

2. A: Where .....**Are**..... my glasses?

B: Are .....**these**..... your glasses?

A: No, they're .....**Not**..... .

B: Wait! .....**Is**..... they in your pocket?

A: Yes, .....**They**..... are. Thanks!

3. A: Where .....**Are**..... your sunglasses?

B: **They're**..... on the table.

A: No, **They're**..... not. They're my sunglasses!

B: You're right. My sunglasses **They are**..... in my purse.

4. A: .....**Is**..... this my pen?

B: No, .....**It's**..... not. It's my pen.

A: Sorry. **It**..... is my pen?

B: .....**It is**..... on your desk.

A: Oh, you're right!

**B GROUP WORK** Put three of your things in a bag. Then choose three different things. Find the owner of each thing.

A: Is this your pen, Yuko?

B: No, it's not.

A: Are these your keys, Sergio?

C: Let me see. Yes, they are.

**2 Yes/No and where questions with be**

▶ In questions with *where*, the verb comes after *Where*: **Where are** my sunglasses?  
(NOT: ~~Where my sunglasses are?~~)

**A** Match the questions with the answers.

- |  |                           |
|--|---------------------------|
| 1. Is that your wallet? ..... <i>c</i> ..... | a. They're in your purse. |
| 2. Are these your glasses? .. <i>e</i> ..... | b. No, it's not.          |
| 3. Where are my keys? ..... <i>a</i> .....   | c. Oh, yes, it is!        |
| 4. Is this your pen? .. <i>b</i> .....       | d. It's in my pocket.     |
| 5. Where's your watch? ..... <i>d</i> .....  | e. No, they're not.       |

**B** Complete the conversation. Use the words in the box.

are they	it is	they are	where
it	it's	this	✓ where's

- A: .....*Where's*..... my pen?  
 B: I don't know. Is .....*this*..... in your book bag?  
 A: No, .....*It's*..... not.  
 B: Is .....*it*..... your pen?  
 A: Yes, .....*It is*..... . Thanks! Now, .....*where's*..... are my keys?  
 B: .....*Are they*..... on your desk?  
 A: Yes, .....*They are*..... . Thank you!



**CONVERSATION** *Oh, no!*

🎧 Listen and practice.

Kate: Oh, no! Where are my car keys?  
 Joe: I don't know. Are they in your purse?  
 Kate: No, they're not.  
 Joe: Maybe they're on the table in the restaurant.

Server: Excuse me. Are these your keys?  
 Kate: Yes, they are. Thank you!  
 Server: You're welcome. And is this your wallet?  
 Kate: Hmm. No, it's not. Where's your wallet, Joe?  
 Joe: It's in my pocket. . . . Wait a minute! That *is* my wallet!

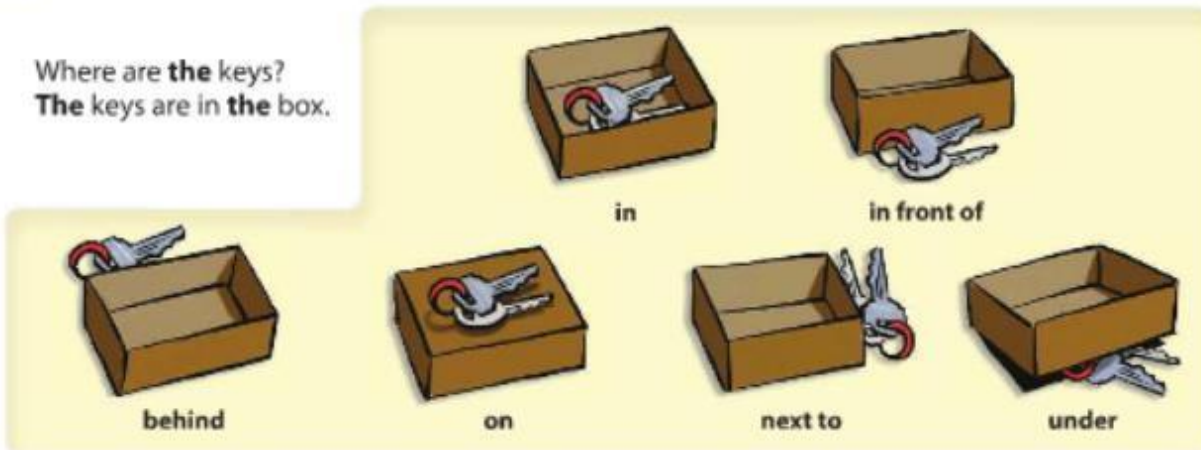



**1.5.- Prepositions of place**

**WORD POWER** *Prepositions; article the*

A 🎧 Listen and practice.

Where are **the** keys?  
**The** keys are in **the** box.



**B**  Complete these sentences. Then listen and check your answers.



1. The books are in the .....  
book bag .....



2. The cell phone is Next .....  
to the comb .....



3. The map is Under .....  
The newspaper .....



4. The chair is Next to .....  
the table .....



5. The wallet is On the .....  
notebook .....



6. The sunglasses are In .....  
front of the bag .....

**C PAIR WORK** Ask and answer questions about the pictures in part B.

- A: Where are the books?  
B: They're in the book bag.



## WHERE ARE JOE'S THINGS?

**PAIR WORK** Now help Joe find his things. Ask and answer questions.

briefcase    cell phone    newspaper    umbrella  
camera    glasses    notebook    wallet

A: Where's his briefcase?

B: It's on the table.



# Progress check

## HOW ARE YOU?

**A** Complete the conversation. Use the sentences and questions in the box.

Matt: ..Hi..How are you?.....  
 Nicki: I'm fine, thanks. How about you.....  
 Matt: Pretty good, thanks. ....My name is matt.....  
 Nicki: And I'm Nicki White.  
 Matt: It's nice to meet you, nicki  
 Nicki: Nice to meet you, too. Oh, are you in my english class  
 Matt: Yes, I am.  
 Nicki: ...Well have a good day.....  
 Matt: See you in class.

My name is Matt Carlson.  
 Oh, are you in my English class?  
 How about you?  
 ✓ Hi. How are you?  
 It's nice to meet you, Nicki.  
 Well, have a good day.

**B PAIRWORK** Practice the conversation from part A. Use your own information. Then introduce your partner to a classmate.

"Malena, this is my friend. His name is Tetsu. . ."

## LISTENING What's this? What are these?

**🔊** Listen to the conversations. Number the pictures from 1 to 6.






## WHAT'S WRONG WITH THIS ROOM?

**A** What's wrong with this room? Make a list. Find 10 things.

The chair is on the desk.



**B PAIRWORK** Ask and answer *Where* questions about the picture.

A: Where's the chair?

B: It's on the desk.

## YES OR NO GAME

Write five yes/no questions about the picture in Exercise **↑**. Three have "yes" answers, and two have "no" answers. Then ask a partner the questions.

A: Is the chair behind the clock?

B: No, it isn't.

# UNIT I. INTRODUCTION - IT'S NICE TO MEET YOU

## WORKBOOK

Complete the conversations. Use my, your, his, or her.



1. A: Hi. What's your name?  
 B: My name is Carla. And what's your name?  
 A: my name is David.



2. A: What's your name?  
 B: my name is Michael.  
 A: And what's your name?  
 B: my name is Sarah.

Choose the correct responses.

1. A: Hi, Daniel.  
 B: Hello.  
 • Hello.  
 • It's nice to meet you.
2. A: My name is Pam Walker.  
 B: I'm jake wiliams  
 • It's Williams.  
 • I'm Jake Williams.
3. A: Hello, Yuko. How's it going?  
 B: Fine thanks  
 • Fine, thanks.  
 • Nice to meet you, too.
4. A: How do you spell your last name?  
 B: R-O-G-E-R-S  
 • R-O-G-E-R-S.  
 • It's Rogers.
5. A: I'm Bill Delgado.  
 B: It's nice to meet you  
 • Nice to meet you, too.  
 • It's nice to meet you.



Complete the conversations.



1. A: Hello, Mr. Jones.  
 B: Good morning, Susan.  
how are you?  
 A: very OK, thank you.

2. A: Hi. How are you , Mrs. Stein?  
 B: I'm just watering , thank you.  
 How about Day ,  
sr Smith?  
 A: Pretty good , thanks.



3. A: How's it \_\_\_\_\_ , Tim?  
 B: Great. how are you doing?  
 A: Pretty good.





Complete the conversations. Use the words in the box.

- |                              |                               |                                  |  |                                 |
|------------------------------|-------------------------------|----------------------------------|--|---------------------------------|
| <input type="checkbox"/> am  | <input type="checkbox"/> he's | <input type="checkbox"/> I'm not | <input type="checkbox"/> it's          | <input type="checkbox"/> you    |
| <input type="checkbox"/> are | <input type="checkbox"/> I'm  | <input type="checkbox"/> is      | <input checked="" type="checkbox"/> me | <input type="checkbox"/> you're |

1. Debra: Excuse me . Are you  
James Lawson?  
Kevin: No, I'm not . he's over there.  
Debra: Oh, I'm sorry.

2. Debra: Excuse me. are you James Lawson?  
James: Yes, I am .  
Debra: Hi, James. My name is  
Debra Marks.  
James: Oh, You're in my English class.  
Debra: That's right. It's nice to meet you.  
James: Nice to meet you, too.



Complete the conversation. Use the questions in the box.

- |   |  |
|---|--|
| <input type="checkbox"/> What's your name?                    | <input type="checkbox"/> And what's your email address?    |
| <input type="checkbox"/> And how do you spell your last name? | <input type="checkbox"/> What's your phone number?         |
| <input checked="" type="checkbox"/> Are you Ashley Nevins?    | <input type="checkbox"/> How do you spell your first name? |

A: Hi. Are you Ashley Nevins?  
B: No, I'm not.  
A: Oh, I'm sorry. What's your name?  
B: Kerry Moore.  
A: How do you spell your first name?  
B: K-E-R-R-Y.  
A: And how do you spell your last name?  
B: M-O-O-R-E.  
A: Wat's your phone number?  
B: It's 618-555-7120.  
A: And what's your email address?  
B: It's kmoore19@cup.org.





**Hello and good-bye!**

**A** Complete the conversations. Use the words in parentheses.

- |  |   |
|--|---|
| <p>1. A: <u>Hi.</u><br/>(Hi. / Excuse me.) How are you?<br/>B: I'm fine, thanks.</p> | <p>3. A: <u>Excuse me</u><br/>(Excuse me. / Thank you.) Are you Soo-mi Kim?<br/>B: Yes, I am.</p> |
| <p>2. A: <u>Good-bye</u><br/>(Hello. / Good-bye.)<br/>B: See you tomorrow.</p>       | <p>4. A: <u>Good night</u><br/>(Good evening. / Good night.)<br/>B: Hello.</p>                    |

**What are these things?**

**A** What's in the picture? Write the things.

1. a bag
2. An umbrella
3. A computer
4. A phone
5. A book
6. A briefcase
7. A brush
8. A basket



**B** What's in the picture? Write sentences.

1. This is a bag.
2. this is an umbrella
3. This is a computer
4. This is a phone
5. This is a book
6. This is a briefcase
7. This is a brush
8. This is a basket

Complete the questions with this or these. Then answer the questions.



1. A: What's   this   ?    2. A: What's   this   ?    3. A: What are   these   ?  
 B:   It's a camera   .    B:   It's a clock   .    B:   Are earrings   .



4. A: What are   these   ?    5. A: What are   this   ?    6. A: What's   this   ?  
 B:   Are a downs   .    B:   It's a glasses   .    B:   It's a credential   .

Complete the conversation. Use the words in the box.

<input type="checkbox"/> a	<input type="checkbox"/> 's	<input type="checkbox"/> this	<input type="checkbox"/> they	<input type="checkbox"/> you
<input type="checkbox"/> an	<input checked="" type="checkbox"/> it's	<input type="checkbox"/> these	<input type="checkbox"/> they're	<input type="checkbox"/> you're

Dana: Wow! What's this?  
 Chris:   it's   a purse.  
 Dana: Oh, cool. Thank   you   , Chris.  
 Chris:   You're   welcome.  
 Eva: Now open   this   box.  
 Dana: OK. What   's   this?  
 Eva: It's   a   scarf.  
 Dana: Oh, thank you, Eva. And what are   These   ?  
 Eva:   They   're earrings.  
 Dana: Thanks!   They're   great!  
 Amy: Open this, too!  
 Dana: Oh, it's   an   umbrella. Thanks, Amy!



Complete the conversations.



1. A: Where is my English dictionary?  
 B: Is it in your book bag?  
 A: No, it's not .  
 B: Wait a minute. is it on the desk?  
 A: Yes, it is. Thank you!



2. A: is this my newspaper?  
 B: No, it's not.  
 It's *my* newspaper.  
 A: Sorry. where is my newspaper?  
 B: Is it under your chair?  
 A: Oh, yes, it is . Thanks.



3. A: Where are my glasses?  
 B: Are they in your purse?  
 A: No, they're not .  
 B: are they on your desk?  
 A: Hmm. Yes, they are. Thanks.



4. A: are my pens on your desk?  
 B: No, they not. Sorry.  
 A: Hmm. where are my pens?  
 B: are they in your pocket?  
 A: Let me see. Yes, they are .  
 Thank you!

Complete the sentences. Use the prepositions in the box.

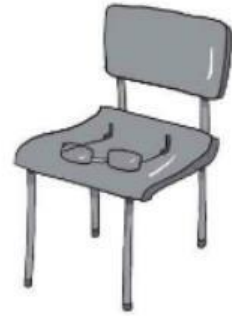
- behind   
  in   
  in front of   
  next to   
  on   
  under



1. The wallet is in the purse.



2. The chair is behind the desk.



3. The glasses are over the chair.



4. The cell phone is under the table.



5. The map is In front of the briefcase.



6. The keys are Next to the umbrella.



**Where are these things?**

**A** Look at the picture. Write questions and answers about the things in parentheses.



- |  |   |
|--|---|
| <p>1. A: <u>Where is the briefcase?</u> (briefcase)<br/>         B: <u>It's next to the television.</u></p> <p>2. A: <u>Where is a books?</u> (books)<br/>         B: <u>They are under the table</u></p> <p>3. A: <u>Where are is cel pone?</u> (cell phone)<br/>         B: <u>It's inside the bag</u></p> | <p>4. A: <u>Where are the keys?</u> (keys)<br/>         B: <u>They are on the briefcase</u></p> <p>5. A: <u>Where is the camera?</u> (camera)<br/>         B: <u>It's on the table</u></p> <p>6. A: <u>Where are the glasses?</u> (sunglasses)<br/>         B: <u>They are behind the couch</u></p> |
|--|---|

## UNIT II. WHERE ARE YOU FROM?

### 2.1.- Cities and Countries

#### 1 SNAPSHOT

🎧 Listen and practice.

### The Ten Largest Cities in the World



(based on population in the metropolitan area)

Cities	Countries
1. Tokyo	a. Brazil
2. Seoul	b. China
3. Mexico City	c. India
4. New York City	d. Indonesia
5. Mumbai	e. Japan
6. Jakarta	f. Mexico
7. São Paulo	g. South Korea
8. Delhi	h. the U.S.
9. Osaka	
10. Shanghai	

Answers: 1.e 2.g 3.f 4.h 5.c 6.d 7.a 8.c 9.e 10.b  
Source: www.worldatlas.com

Match the cities with the countries. Then check your answers at the bottom of the Snapshot. What other large cities are in each country? What large cities are in your country?


#### 2 CONVERSATION Are you from Seoul?

A 🎧 Listen and practice.

Tim: Are you from California, Jessica?  
 Jessica: Well, my family is in California now, but we're from South Korea originally.  
 Tim: Oh, my mother is Korean – from Seoul! Are you from Seoul?  
 Jessica: No, we're not. We're from Daejeon.  
 Tim: So is your first language Korean?  
 Jessica: Yes, it is.

B 🎧 Listen to Jessica and Tim talk to Tony, Natasha, and Monique. Check (✓) True or False.

	True	False
1. Tony is from Italy.	<input type="checkbox"/>	<input type="checkbox"/>
2. Natasha is from New York.	<input type="checkbox"/>	<input type="checkbox"/>
3. Monique's first language is English.	<input type="checkbox"/>	<input type="checkbox"/>



## 2.2.- Negative and Questions with be

### Negative statements and yes/no questions with be

**I'm not** from New York.  
**You're not** late.  
**She's not** from Russia.  
**He's not** from Italy.  
**It's not** English.  
**We're not** from Japan.  
**You're not** early.  
**They're not** in Mexico.


We're = We are

**Are you** from California?  
**Am I** early?  
**Is she** from Brazil?  
**Is he** from Chile?  
**Is it** Korean?  
**Are you** from China?  
**Are we** late?  
**Are they** in Canada?

<b>I am.</b>	<b>I'm</b>	<b>not.</b>
<b>you are.</b>	<b>you're</b>	<b>not.</b>
<b>she is.</b>	<b>she's</b>	<b>not.</b>
Yes, <b>he is.</b>	No, <b>he's</b>	<b>not.</b>
<b>it is.</b>	<b>it's</b>	<b>not.</b>
<b>we are.</b>	<b>we're</b>	<b>not.</b>
<b>you are.</b>	<b>you're</b>	<b>not.</b>
<b>they are.</b>	<b>they're</b>	<b>not.</b>

**A** Complete the conversations. Then practice with a partner.

- A: Hiroshi, are you and Maiko from Japan?  
 B: Yes, we are .  
 A: Oh? are you from Tokyo?  
 B: No, I'm not. I'm from Kyoto.
- A: is Laura from the U.S.?  
 B: No, She's not. She's from the U.K.  
 A: is she from London?  
 B: Yes, she is . But her parents are from Italy. They are not from the U.K. originally.  
 A: is Laura's first language Italian?  
 B: No, It's not. It's English.
- A: are Selina and Carlos from Mexico?  
 B: No, are not. They are from Brazil.  
 A: are you from Brazil, too?  
 B: No, are not. I'm from Peru.  
 A: So, is your first language Spanish?  
 B: Yes, it is .



**B** Match the questions with the answers. Then practice with a partner.

- |  |   |
|--|---|
| 1. Are you and your family from Canada? <u>d</u> | a. No, he's not. He's from Singapore.   |
| 2. Is your first language English? <u>c</u>      | b. Yes, she is. She's from California.  |
| 3. Are you Japanese? <u>e</u>                    | c. No, it's not. It's Japanese.         |
| 4. Is Mr. Ho from Hong Kong? <u>a</u>            | d. No, we're not. We're from Australia. |
| 5. Is your mother from the U.S.? <u>b</u>        | e. Yes, we are. We're from Kyoto.       |

**C PAIR WORK** Write five questions like the ones in part B. Then ask and answer your questions with a partner.



**1 Negative statements and yes/no questions with be**

- ▶ Use *be* + *not* to form negative statements: Ana **isn't** a student. (NOT: ~~Ana is no a student.~~)
- ▶ *You* is a singular and a plural pronoun: Are **you** from Rio? Yes, **I** am./Yes, **we** are.

**A** Unscramble the words to write negative statements.

1. in California / not / New York City / is  
New York City is not in California.
2. London / not / from / we're  
Not where from London
3. not / you and Tim / in my class / are  
Are not in my class you and Tim
4. is / my first language / Spanish / not  
Spanish is not my first language
5. from / my mother / not / is / Seoul  
My mother is not in Seoul
6. my keys / not / are / they  
They are not my keys

**B** Complete the conversations.

1. A: ..... Are ..... you and your family from Mexico?  
B: No, ..... are ..... not. .... I'm ..... from Guatemala.
2. A: ..... is ..... your first language English?  
B: Yes, it ..... is ..... . My parents ..... are ..... from Australia.
3. A: ..... are ..... Kenji and his friend Japanese?  
B: Yes, ..... they ..... are. But ..... Are they ..... in the U.S. now.
4. A: ..... are ..... my mother and I late?  
B: No, ..... We are ..... not. .... We are ..... early!

## 2.2.- Where are they from?


### WHERE ARE THEY FROM?

**A** Where are these people from? Check (✓) your guesses.



**Penelope Cruz**

- Mexico
- France
- Spain



**Robert Pattinson**

- the U.S.
- the U.K.
- Canada



**Haru Nomura**

- South Korea
- Japan
- China



**Cate Blanchett**

- Australia
- New Zealand
- South Africa



**Javier Hernández**

- Brazil
- Mexico
- Chile

**B PAIR WORK** Compare your guesses. Then check your answers at the bottom of the page.

A: Is Penelope Cruz from Mexico?

B: No, she's not.

A: Is she from France?

Answers: 1. Spain 2. the U.K. 3. Japan 4. Australia 5. Mexico

### CONVERSATION *He's cute.*

**▶** Listen and practice.

Emma: Who's that?

Jill: He's my brother.

Emma: Wow! He's cute. What's his name?

Jill: James. We call him Jim.

Emma: Oh, how old is he?

Jill: He's twenty-one years old.

Emma: What's he like? Is he nice?

Jill: Yes, he is – and he's very smart, too!


Emma: And who's that?

Jill: My sister Tammy. She's only twelve. She's the baby of the family.







## 2.3.- Numbers and Ages

### NUMBERS AND AGES

**A**  Listen and practice.

11 eleven	21 twenty-one	40 forty
12 twelve	22 twenty-two	50 fifty
13 thirteen	23 twenty-three	60 sixty
14 fourteen	24 twenty-four	70 seventy
15 fifteen	25 twenty-five	80 eighty
16 sixteen	26 twenty-six	90 ninety
17 seventeen	27 twenty-seven	100 one hundred
18 eighteen	28 twenty-eight	101 one hundred (and) one
19 nineteen	29 twenty-nine	102 one hundred (and) two
20 twenty	30 thirty	103 one hundred (and) three

**B**  Listen and practice. Notice the word stress.

 thirteen – thirty       fourteen – forty       fifteen – fifty       sixteen – sixty

**C PAIRWORK** Look at the people in Jill's family for one minute. Then close your books. How old are they? Tell your partner.



A. Helen – 76

Seventy-six



B. Howard – 52

Fifty-two



C. Jackie – 49

Forty-nine



D. Megan – 23

Twenty-three



E. Tim and Tom – 14

forty



