



**SANDRA GUADALUPE MORALES  
GUZMAN.**

**INGLES workbook**

**Maria Fernanda Monserrat**

**Grado: 1.**

**Grupo: "B".**

Comitán de Domínguez Chiapas a 11 de noviembre de 2024











UNIT I. INTRODUCTION – IT'S NICE TO MEET YOU

1.1.- The verb be

The verb be

<b>I'm</b> Jennifer Miller.	<b>Are you</b> Steven Carson?	<b>I'm</b> = I am
<b>You're</b> in my class.	Yes, <b>I am</b> .	<b>You're</b> = You are
<b>She's</b> in our class. ( <b>Jennifer is</b> in our class.)	No, <b>I'm not</b> .	<b>He's</b> = He is
<b>He's</b> over there. ( <b>Steven is</b> over there.)	How <b>are you</b> ?	<b>She's</b> = She is
<b>It's</b> Miller. ( <b>My last name is</b> Miller.)	<b>I'm</b> fine.	<b>It's</b> = It is

**A** Complete the conversation with the correct words in parentheses. Then practice with a partner.

David: Hello, Jennifer. How are (is / are) you?  
 Jennifer: I'm (She's / I'm) fine, thanks.  
I'm (I'm / It's) sorry – what's your name again?  
 David: It's (He's / It's) David – David Medina.  
 Jennifer: That's right! David, this is (is / am) Sarah Conner.  
She's (She's / He's) in our math class.  
 David: Hi, Sarah. It's (I'm / It's) nice to meet you.  
 Sarah: Hi, David. I think you're (you're / I'm) in my English class, too.  
 David: Oh, right! Yes, I am (are / am).

**2 The verb be**

- ▶ In questions, the *be* verb comes before the noun or pronoun: **Is he** your teacher?
- ▶ Don't use contractions in short answers with Yes: Are you in my class? Yes, **I am**. (NOT: Yes, I'm.)

Complete the conversations. Use the words in the box.

am      I'm      it's      she's  
 ✓ are      I am      I'm not      you      you're

- A: Excuse me. Are you Patty Wilson?  
 B: No, I'm not. She's over there.  
 A: OK. Thanks.
- A: Hi. Are you Patty Wilson?  
 C: Yes, I am.  
 A: Oh, good. I'm Sergio Baez. You're in my English class.  
 C: Yes, I am. It's nice to meet you, Sergio.

## 1.2.- Possessive Adjectives

### My, your, his, her

What's **your** name?  
 What's **his** name?  
 What's **her** name?

**My** name is Taylor.  
**His** name is Michael.  
**Her** name is Jennifer.

What's = What is

**A** Complete the conversations. Use *my, your, his, or her*.



1. A: Hello. What's your name?  
 B: Hi. My name is Antonio.  
 What's your name?  
 A: My name is Nicole.

2. A: What's his name?  
 B: His name is Michael.  
 A: And what's her name?  
 B: Her name is Jennifer.


### 1 My, your, his, her

► Use *his* with males and *her* with females: **His** name is David. (NOT: Her name is David.) **Her** name is Maria. (NOT: His name is Maria.)

Complete the conversations with *my, your, his, or her*.

1. A: Hello. My name is Carlos.  
 B: Hi, Carlos. What's your last name?  
 A: It's Gonzales.  
 B: How do you spell your last name? Is it G-O-N-Z-A-L-E-Z?  
 A: No, it's G-O-N-Z-A-L-E-S. And what's your name?  
 B: my name is Bill Powers. Nice to meet you.
2. A: What's Ms. Robinson's first name?  
 B: her first name is Katherine. her nickname is Katie.  
 A: I'm sorry. What's her first name again?  
 B: It's Katherine. And what's Mr. Weber's first name?  
 A: his first name is Peter.  
 B: That's right. And his nickname is Pete.



**A**  Listen and practice.

Jennifer: Excuse me. Are you Steven Carson?

David: No, I'm not. He's over there.  
Jennifer: Oh, I'm sorry.



Jennifer: Steven? This is your book.  
Steven: Oh, thank you. You're in my class, right?  
Jennifer: Yes, I am. I'm Jennifer Miller.



Steven: Hey, David, this is Jennifer.  
She's in our math class.  
David: Hi, Jennifer.  
Jennifer: Hi, David. Nice to meet you.



**B GROUP WORK** Greet a classmate. Then introduce him or her to another classmate.

"Hey, Ming, this is..."

**B** Complete the conversations. Then practice in groups.

Nicole: Excuse me. Are you Steven Carson?  
David: No, I'm not. My name is  
David Medina. Steven is over there.  
Nicole: Oh, sorry.

Nicole: Are you Steven Carson?  
Steven: Yes, I am.  
Nicole: Hi. I'm Nicole Johnson.  
Steven: Oh, you're in my math class, right?  
Nicole: Yes, I am.  
Steven: It's nice to meet you.

**C CLASS ACTIVITY** Write your name on a piece of paper. Put the papers in a bag. Then take a different paper. Find the other student.

A: Excuse me. Are you Jin-sook Cho?  
B: No, I'm not. She's over there.  
A: Hi. Are you Jin-sook Cho?  
C: Yes, I am.



### 1.3.- Article a, an

## ARTICLES Classroom objects

**A** Listen. Complete these sentences with *a* or *an*.

**articles**

**an** + vowel sound  
**a** + consonant sound



1. This is a book.



2. This is an eraser.

3. This is an English book.



4. This is a marker.



5. This is a notebook.



6. This is a clock.

### 1.4.- Use of This and These / It and They

#### This/these, it/they; plurals



**This is a** clock.



What's **this**?  
**It's an** earring.

**It's** = It is  
**They're** = They are



**These are** clocks.



What **are these**?  
**They're** earrings.

Complete these conversations. Then practice with a partner.



1. A: What are these ..... ?  
B: They're keys.



2. A: What is this ..... ?  
B: It's a map.



3. A: What are these ?  
B: They're bags.



4. A: What is this ..... ?  
B: It's a watch.



5. A: What is this ..... ?  
B: It's an umbrella.



6. A: What are these ?  
B: They're sunglasses.

**1 This/these; it/they; plurals**

- ▶ Don't use a contraction with *What + are*: **What are** these? (NOT: ~~What're~~ these?)
- ▶ Use *this* with singular nouns: **This** is a book. Use *these* with plural nouns: **These** are earrings.

Circle the correct words.

1. A: **What's** / What are these?  
B: ~~It's~~ / They're my earring / earrings.
2. A: What's / ~~What are~~ this?  
B: ~~It's~~ / They're a / an cell phone.
3. A: What's this / ~~these~~?  
B: ~~It's~~ / They're a / an address book.

## Yes/No and where questions with be

Is **this** your wallet?Yes, **it is**. / No, **it's not**.

Where's your wallet?

**It's** in my pocket.Are **these** your keys?Yes, **they are**. / No, **they're not**.Where **are** my keys?**They're** on the table.**A** Complete these conversations. Then practice with a partner.1. A: Is this your umbrella?B: No, It's not.A: Are these your keys?B: Yes, they are. Thanks!2. A: Where are my glasses?B: Are these your glasses?A: No, they're not.B: Wait! Are they in your pocket?A: Yes, they are. Thanks!3. A: Where are your sunglasses?B: They're on the table.A: No, they're not. They're my sunglasses!B: You're right. My sunglasses are in my purse.4. A: Is this my pen?B: No, It's not. It's my pen.A: Sorry, this is my pen?B: It's on your desk.

A: Oh, you're right!

**B GROUP WORK** Put three of your things in a bag. Then choose three different things. Find the owner of each thing.

A: Is this your pen, Yuko?

B: No, it's not.

A: Are these your keys, Sergio?

C: Let me see. Yes, they are.

**2 Yes/No and where questions with be**

▶ In questions with *where*, the verb comes after *Where*: **Where are** my sunglasses?  
(NOT: ~~Where my sunglasses are?~~)

**A** Match the questions with the answers.

- |   |                                   |
|---|-----------------------------------|
| 1. Is that your wallet? ... <u>c</u> ...    | <u>a</u> . They're in your purse. |
| 2. Are these your glasses? ... <u>e</u> ... | <u>b</u> . No, it's not.          |
| 3. Where are my keys? ... <u>a</u> ...      | <u>c</u> . Oh, yes, it is!        |
| 4. Is this your pen? ... <u>b</u> ...       | <u>d</u> . It's in my pocket.     |
| 5. Where's your watch? ... <u>d</u> ...     | <u>e</u> . No, they're not.       |

**B** Complete the conversation. Use the words in the box.

<u>are they</u>	<u>it is</u>	<u>they are</u>	<u>where</u>
<u>it</u>	<u>it's</u>	<u>this</u>	✓ <u>where's</u>

- A: ..... Where's ..... my pen?  
 B: I don't know. Is ..... it ..... in your book bag?  
 A: No, it's ..... not.  
 B: Is this ..... your pen?  
 A: Yes, it is ..... Thanks! Now, where ..... are my keys?  
 B: are they on your desk?  
 A: Yes, they are ..... Thank you!

### CONVERSATION *Oh, no!*

Listen and practice.

Kate: Oh, no! Where are my car keys?

Joe: I don't know. Are they in your purse?

Kate: No, they're not.

Joe: Maybe they're on the table in the restaurant.

Server: Excuse me. Are these your keys?

Kate: Yes, they are. Thank you!

Server: You're welcome. And is this your wallet?

Kate: Hmm, No, it's not. Where's your wallet, Joe?

Joe: It's in my pocket. . . . Wait a minute! That *is* my wallet!



### 1.5.- Prepositions of place

#### WORD POWER *Prepositions; article the*

Listen and practice.

Where are **the** keys?  
**The** keys are **in** **the** box.



in




in front of



behind



on



next to



under

# Progress check

## HOW ARE YOU?

**A** Complete the conversation. Use the sentences and questions in the box.

Matt: Hi. How are you?  
 Nicki: I'm fine, thanks. How about you?  
 Matt: Pretty good, thanks. My name is Matt Carlson  
 Nicki: And I'm Nicki White.  
 Matt: It's nice to meet you Nicki  
 Nicki: Nice to meet you, too. Oh are you in my English class  
 Matt: Yes, I am.  
 Nicki: Well, have a good day  
 Matt: See you in class.

My name is Matt Carlson.  
 Oh, are you in my English class?  
 How about you?  
 ✓ Hi. How are you?  
 It's nice to meet you, Nicki.  
 Well, have a good day.

**B PAIR WORK** Practice the conversation from part A. Use your own information. Then introduce your partner to a classmate.

"Malena, this is my friend. His name is Tetsu. ..."

## LISTENING What's this? What are these?

🎧 Listen to the conversations. Number the pictures from 1 to 6.



## UNIT I. INTRODUCTION – IT'S NICE TO MEET YOU

### WORKBOOK

Complete the conversations. Use my, your, his, or her.



1. A: Hi. What's your name?  
 B: my name is Carla. And what's your name?  
 A: my name is David.



2. A: What's his name?  
 B: his name is Michael.  
 A: And what's her name?  
 B: her name is Sarah.

Choose the correct responses.

1. A: Hi, Daniel.  
 B: Hello  
 • Hello.  
 • It's nice to meet you.
2. A: My name is Pam Walker.  
 B: I'm Jake Williams  
 • It's Williams.  
 • I'm Jake Williams.
3. A: Hello, Yuko. How's it going?  
 B: Fine, thanks  
 • Fine, thanks.  
 • Nice to meet you, too.
4. A: How do you spell your last name?  
 B: R-O-G-E-R-S  
 • R-O-G-E-R-S.  
 • It's Rogers.
5. A: I'm Bill Delgado.  
 B: It's nice to meet you  
 • Nice to meet you, too.  
 • It's nice to meet you.





Complete the conversations.



1. A: Hello, Mr Jones.  
 B: Good morning, Susan.  
How are you?  
 A: I'm OK, thank you.

2. A: Hi, How are you, Mrs. Stein?  
 B: I'm just Fine, thank you.  
 How about you,  
Ms. Smith?  
 A: Pretty good, thanks.



3. A: How's it you, Tim?  
 B: Great. How are you doing?  
 A: Pretty good.

**Hello and good-bye!**

**A** Complete the conversations. Use the words in parentheses.

1. A: Hi  
(Hi. / Excuse me.) How are you?  
B: I'm fine, thanks.

2. A: Good-bye  
(Hello. / Good-bye.)  
B: See you tomorrow.

3. A: excuse me  
(Excuse me. / Thank you.) Are you Soo-mi Kim?  
B: Yes, I am.

4. A: Good night  
(Good evening. / Good night.)  
B: Hello.

**What are these things?**

**A** What's in the picture? Write the things.

1. a bag
2. a umbrella
3. a laptop
4. a Cell Phone
5. a book
6. a Portfolio
7. a brush
8. a trash can



**B** What's in the picture? Write sentences.

1. This is a bag
2. this is a umbrella
3. this is a laptop
4. this is a Cell Phone
5. this is a book
6. this is a Portfolio
7. this is a brush
8. this is a trash can

Complete the questions with this or these. Then answer the questions.



1. A: What's this ?  
B: It's a camera.

2. A: What's this ?  
B: It's a clock.

3. A: What are these ?  
B: they are an earrings.



4. A: What are these ?  
B: they're a down?

5. A: What are these ?  
B: they're a sunglasses

6. A: What's this ?  
B: it's a Passport

Complete the conversation. Use the words in the box.

<input checked="" type="checkbox"/> a	<input checked="" type="checkbox"/> s	<input type="checkbox"/> this	<input type="checkbox"/> they	<input checked="" type="checkbox"/> you
<input checked="" type="checkbox"/> an	<input checked="" type="checkbox"/> it's	<input type="checkbox"/> these	<input checked="" type="checkbox"/> they're	<input type="checkbox"/> you're

Dana: Wow! What's this?

Chris: It's a purse.

Dana: Oh, cool. Thank you, Chris.

Chris: you're welcome.

Eva: Now open an box.

Dana: OK. What 's this?

Eva: It's a scarf.

Dana: Oh, thank you, Eva. And what are these ?

Eva: they 're earrings.

Dana: Thanks! they're great!

Amy: Open this, too!

Dana: Oh, it's this umbrella. Thanks, Amy!



Complete the sentences. Use the prepositions in the box.

- behind   
  in   
  in front of   
  next to   
  on   
  under



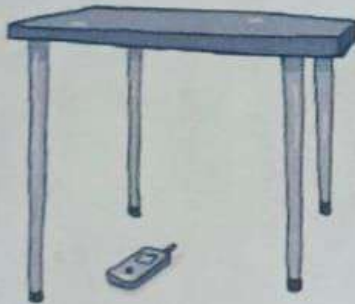
1. The wallet is in the purse.



2. The chair is behind the desk.



3. The glasses are on the chair.



4. The cell phone is under the table.




5. The map is in front of the briefcase.



6. The keys are next to the umbrella.

Where are these things?

A Look at the picture. Write questions and answers about the things in parentheses.



- A: Where is the briefcase? (briefcase)  
B: It's next to the television
- A: where are the books? (books)  
B: are under the table
- A: where is the cell phone? (phone)  
B: it's on the bag
- A: where are the keys? (keys)  
B: \_\_\_\_\_
- A: where is the camera? (camera)  
B: It's front of tv.
- A: where are the sunglasses? (sunglasses)  
B: are next to the sofa

## 2.2.- Negative and Questions with be

### Negative statements and yes/no questions with be

I'm **not** from New York.  
 You're **not** late.  
 She's **not** from Russia.  
 He's **not** from Italy.  
 It's **not** English.  
 We're **not** from Japan.  
 You're **not** early.  
 They're **not** in Mexico.  
 We're = We are

Are you from California?  
 Am I early?  
 Is she from Brazil?  
 Is he from Chile?  
 Is it Korean?  
 Are you from China?  
 Are we late?  
 Are they in Canada?

I am.	I'm	not
you are.	you're	not
she is.	she's	not
he is.	he's	not
it is.	it's	not
we are.	we're	not
you are.	you're	not
they are.	they're	not

Yes, No,

**A** Complete the conversations. Then practice with a partner.

- A: Hiroshi, are you and Maiko from Japan?  
 B: Yes, we are.  
 A: Oh? are you from Tokyo?  
 B: No, I am not. I'm from Kyoto.
- A: is Laura from the U.S.?  
 B: No, she's not. She's from the U.K.  
 A: is she from London?  
 B: Yes, she is. But her parents are from Italy. she's not from the U.K. originally.  
 A: is Laura's first language Italian?  
 B: No, she's not. she's English.
- A: Are Selina and Carlos from Mexico?  
 B: No, they're not. they're from Brazil.  
 A: Are you from Brazil, too?  
 B: No, am not. I'm from Peru.  
 A: So, is your first language Spanish?  
 B: Yes, it is.

Kyoto, Japan



Lima, Peru

**B** Match the questions with the answers. Then practice with a partner.

- |  |   |
|--|---|
| 1. Are you and your family from Canada? <u>d</u> | <u>a</u> No, he's not. He's from Singapore.   |
| 2. Is your first language English? <u>c</u>      | <u>b</u> Yes, she is. She's from California.  |
| 3. Are you Japanese? <u>e</u>                    | <u>c</u> No, it's not. It's Japanese.         |
| 4. Is Mr. Ho from Hong Kong? <u>a</u>            | <u>d</u> No, we're not. We're from Australia. |
| 5. Is your mother from the U.S.? <u>b</u>        | <u>e</u> Yes, we are. We're from Kyoto.       |

**C PAIRWORK** Write five questions like the ones in part B. Then ask and answer your questions with a partner.

## 1 Negative statements and yes/no questions with be

- ▶ Use *be* + *not* to form negative statements: Ana **isn't** a student. (NOT: Ana is no a student.)
- ▶ You is a singular and a plural pronoun: Are **you** from Rio? Yes, I am./Yes, **we** are.

### A Unscramble the words to write negative statements.

1. in California / not / New York City / is  
New York City is not in California.
2. London / not / from / we're  
We're not from London.
3. not / you and Tim / in my class / are  
You and Tim are not in my class.
4. is / my first language / Spanish / not  
Spanish not is my first language.
5. from / my mother / not / is / Seoul  
My mother not is from Seoul.
6. my keys / not / are / they  
They are not my keys.

### B Complete the conversations.

1. A: Are you and your family from Mexico?  
B: No, we're not. We're from Guatemala.
2. A: Is your first language English?  
B: Yes, it is. My parents are from Australia.
3. A: Are Kenji and his friend Japanese?  
B: Yes, they are. But they're in the U.S. now.
4. A: We my mother and I late?  
B: No, you're not. You are early!

## 2.2.- Where are they from?

### WHERE ARE THEY FROM?

**A** Where are these people from? Check (✓) your guesses.



- Penelope Cruz**
- Mexico
  - France
  - Spain



- Robert Pattinson**
- the U.S.
  - the U.K.
  - Canada



- Haru Nomura**
- South Korea
  - Japan
  - China



- Cate Blanchett**
- Australia
  - New Zealand
  - South Africa



- Javier Hernández**
- Brazil
  - Mexico
  - Chile

**B PAIRWORK** Compare your guesses. Then check your answers at the bottom of the page.

- A: Is Penelope Cruz from Mexico?  
 B: No, she's not.  
 A: Is she from France?

Answers: 1: Spain 2: the U.K. 3: Japan 4: Australia 5: Mexico

### CONVERSATION *He's cute.*

🎧 Listen and practice.


- Emma: Who's that?  
 Jill: He's my brother.  
 Emma: Wow! He's cute. What's his name?  
 Jill: James. We call him Jim.  
 Emma: Oh, how old is he?  
 Jill: He's twenty-one years old.  
 Emma: What's he like? Is he nice?  
 Jill: Yes, he is – and he's very smart, too!  
 Emma: And who's that?  
 Jill: My sister Tammy. She's only twelve. She's the baby of the family.






## 2.3.- Numbers and Ages

### NUMBERS AND AGES

**A**  Listen and practice.

- |              |                 |                             |
|--------------|-----------------|-----------------------------|
| 11 eleven    | 21 twenty-one   | 40 forty                    |
| 12 twelve    | 22 twenty-two   | 50 fifty                    |
| 13 thirteen  | 23 twenty-three | 60 sixty                    |
| 14 fourteen  | 24 twenty-four  | 70 seventy                  |
| 15 fifteen   | 25 twenty-five  | 80 eighty                   |
| 16 sixteen   | 26 twenty-six   | 90 ninety                   |
| 17 seventeen | 27 twenty-seven | 100 one hundred             |
| 18 eighteen  | 28 twenty-eight | 101 one hundred (and) one   |
| 19 nineteen  | 29 twenty-nine  | 102 one hundred (and) two   |
| 20 twenty    | 30 thirty       | 103 one hundred (and) three |

**B**  Listen and practice. Notice the word stress.

- |   |  |   |   |
|---|--|---|---|
|  thirteen – thirty |  fourteen – forty |  fifteen – fifty |  sixteen – sixty |
|---|--|---|---|

**C PAIRWORK** Look at the people in Jill's family for one minute. Then close your books. How old are they? Tell your partner.



A. Helen – 76



B. Howard – 52



C. Jackie – 49



D. Megan – 23



E. Tim and Tom – 14

## 2.4.- Wh-questions with be

### Wh-questions with be

**What's your name?**

My name is Jill.

**Where are you from?**

I'm from Canada.

**How are you today?**

I'm just fine.

**Who's that?**

He's my brother.

**How old is he?**

He's twenty-one.

**What's he like?**

He's very nice.

Who's = Who is

**Who are they?**

They're my classmates.

**Where are they from?**

They're from Rio.

**What's Rio like?**

It's very beautiful.

**A** Complete the conversations with Wh-questions. Then practice with a partner.

- A: Look! Who's that ?

B: Oh, he's a new student.

A: What's her name ?

B: I think his name is Ming.

A: Ming? Where is he from ?

B: He's from China.
- A: Serhat, Where are you ?

B: I'm from Turkey - from Istanbul.

A: How is Istanbul ?

B: Istanbul is very old and beautiful.

A: What's your last name ?

B: My last name is Erdogan.
- A: Hi, John. how are you ?


B: I'm just fine. My friend Teresa is here this week - from Argentina.

A: Oh, cool. how is she like ?

B: She's really friendly.

A: How old is she ?

B: She's twenty-eight years old.



### 2 Wh-questions with be

- ▶ Use *what* to ask about things. Use *where* to ask about places. Use *Who* to ask about people. Use *What... like?* to ask for a description.
- ▶ Use *how* to ask for a description: **How are you today?** Use *How old* to ask about age: **How old** is he?
- ▶ In answers about age, you can use only the number or the number + *years old*: **He's 18.** OR **He's 18 years old.**

Complete the questions with *how, what, where, or who*. Then match the questions with the answers.

1. Who is that? d
2. What is her name? c
3. How is she like? f
4. How old is she? b
5. Where is your family from? a
6. How is Bangkok like? e

- a. We're from Thailand – from Bangkok.
- b. She's 16.
- c. Her name is Nittaya.
- d. She's my sister.
- e. It's really beautiful.
- f. She's a little shy.

### WORD POWER Descriptions

A Listen and practice.



- |                 |              |            |             |         |
|-----------------|--------------|------------|-------------|---------|
| a. pretty       | d. talkative | g. serious | j. tall     | m. thin |
| b. handsome     | e. quiet     | h. shy     | k. friendly |         |
| c. good-looking | f. funny     | i. short   | l. heavy    |         |

**B PAIR WORK** Complete the chart with words from part A. Add two more words to each list. Then describe your personality and appearance to a partner.

Personality	Appearance
talkative	pretty
.....	.....
.....	.....
.....	.....

"I'm funny, smart, and very handsome."

### LISTENING *Who's that?*

Listen to three descriptions. Check (✓) the two correct words for each description.

1. Elena is ...	<input type="checkbox"/> short	<input type="checkbox"/> pretty	<input type="checkbox"/> friendly
2. Marco is ...	<input type="checkbox"/> tall	<input type="checkbox"/> nice	<input type="checkbox"/> shy
3. Andrew is ...	<input type="checkbox"/> talkative	<input type="checkbox"/> funny	<input type="checkbox"/> friendly

# Progress check

## INTERVIEW

Match the questions with the answers. Then ask and answer the questions with a partner. Answer with your own information.

- |   |  |
|---|--|
| 1. Are you from Malaysia? ... <u>h</u> ...              | <u>a</u> . It's very beautiful.            |
| 2. Where are you and your family from? ... <u>c</u> ... | <u>b</u> . Yes, she is.                    |
| 3. What is your hometown like? ... <u>a</u> ...         | <u>c</u> . We're from Mexico.              |
| 4. Is English your first language? ... <u>f</u> ...     | <u>d</u> . My best friend is Kevin.        |
| 5. Who is your best friend? ... <u>d</u> ...            | <u>e</u> . Yes, they are.                  |
| 6. Are your classmates Brazilian? ... <u>e</u> ...      | <u>f</u> . No, it's not. It's Spanish.     |
| 7. How old is your best friend? ... <u>g</u> ...        | <u>g</u> . He's nineteen.                  |
| 8. Is our teacher from the U.S.? ... <u>b</u> ...       | <u>h</u> . No, I'm not. I'm from Thailand. |

## LISTENING Who's that?

**A** Listen to four conversations. Check (✓) the correct description for each person. You will check more than one adjective.

- |           |  |   |   |  |  |   |
|-----------|--|---|---|--|--|---|
| 1. Min-ho | <input type="checkbox"/> tall            | <input checked="" type="checkbox"/> short | <input type="checkbox"/> funny            | <input checked="" type="checkbox"/> friendly | <input type="checkbox"/> talkative           | <input checked="" type="checkbox"/> quiet |
| 2. Ryan   | <input checked="" type="checkbox"/> tall | <input type="checkbox"/> short            | <input checked="" type="checkbox"/> funny | <input type="checkbox"/> serious             | <input checked="" type="checkbox"/> friendly | <input type="checkbox"/> shy              |
| 3. Angela | <input type="checkbox"/> thin            | <input type="checkbox"/> heavy            | <input type="checkbox"/> pretty           | <input type="checkbox"/> shy                 | <input checked="" type="checkbox"/> nice     | <input type="checkbox"/> friendly         |
| 4. Helen  | <input checked="" type="checkbox"/> thin | <input checked="" type="checkbox"/> heavy | <input checked="" type="checkbox"/> quiet | <input checked="" type="checkbox"/> shy      | <input type="checkbox"/> serious             | <input checked="" type="checkbox"/> funny |

**B** Write five yes/no questions about the people in part A. Then ask a partner the questions.


Is Min-ho friendly?  
Is Ryan tall?

# UNIT II. WHERE ARE YOU FROM? WORKBOOK

## Cities and countries

**A** Find and circle these countries in the puzzle.

- |   |                                      |
|---|--------------------------------------|
| <input checked="" type="checkbox"/> Argentina | <input type="checkbox"/> India       |
| <input type="checkbox"/> Brazil               | <input type="checkbox"/> Japan       |
| <input type="checkbox"/> Canada               | <input type="checkbox"/> Mexico      |
| <input type="checkbox"/> China                | <input type="checkbox"/> South Korea |
| <input type="checkbox"/> Colombia             | <input type="checkbox"/> Turkey      |



**B** Where are these cities? Complete the sentences with the countries in part A.

- Delhi and Mumbai are in India.
- Shanghai is in China
- Tokyo is in Japan
- São Paulo and Rio are in Brazil
- Seoul and Daejeon are in South Korea
- Buenos Aires is in Argentina
- Vancouver and Ottawa are in Canada
- Istanbul is in Turkey

Complete the conversations with am, 'm, are, 're, is, or 's.



1. A: Are you and your family from South Korea?  
 B: No, we are not.  
 We are from China.  
 A: Oh, so you are from China.  
 B: Yes, I am . I am from Shanghai.

2. A: Is Brazil in Central America, Dad?  
 B: No, it is not. It is in South America.  
 A: Oh. Are we from Brazil, Dad?  
 B: Yes, we are . We are from Brazil originally, but we are here in the U.S. now.



3. A: Is this your wallet?  
 B: Yes, it is . Thanks.  
 A: And are these your pictures?  
 B: Yes, they are .  
 A: Well, they are very nice pictures.  
 B: Thank you!

4. A: Is your English teacher from the U.S.?  
 B: No, she is not. She is from Canada. Montreal, Canada.  
 A: Is English her first language?  
 B: No, it is not. Her first language is French.

Answer the questions.



1. A: Is he from Brazil?  
B: No, he's not. He's from Ireland.



2. A: Are they from India?  
B: NO, they're not they're from Delhi!



3. A: Is she from Canada?  
B: No She's not She's from us



4. A: Is she in Mexico?  
B: NO She's not She's from Mexico



5. A: Are they in Jakarta?  
B: No She's not She's from Jakarta



6. A: Are they in Australia?  
B: \_\_\_\_\_



Descriptions

A Write sentences about the people in the pictures. Use the words in the box.



Donna



Margo

- |  |   |
|--|---|
| <input checked="" type="checkbox"/> cute     | <input type="checkbox"/> serious              |
| <input checked="" type="checkbox"/> friendly | <input type="checkbox"/> short                |
| <input type="checkbox"/> funny               | <input checked="" type="checkbox"/> shy       |
| <input type="checkbox"/> handsome            | <input type="checkbox"/> smart                |
| <input type="checkbox"/> heavy               | <input checked="" type="checkbox"/> talkative |
| <input type="checkbox"/> pretty              | <input type="checkbox"/> tall                 |
| <input checked="" type="checkbox"/> quiet    | <input type="checkbox"/> thin                 |

1. Donna is shy.  
Margo is friendly.



Ike



Barb



Oscar



Felix



Jackie

Cindy

2. Ike is handsome.  
Barb is pretty.  
3. Oscar is heavy.  
Felix is thin.  
4. Jackie is talkative.  
Cindy is serious.



Roy



Will



Jeff



Matt



Peggy



Teddy

5. Roy is funny.  
Will is smart.  
6. Jeff is tall.  
Matt is short.  
7. Peggy is quiet.  
Teddy is cute.

B Answer the questions.

1. Is Jeff tall? Yes, he is.  
2. Is Barb pretty? Yes, she is.  
3. Is Oscar thin? not he is  
4. Is Margo shy? not she is  
5. Are Oscar and Felix male? yes they are  
6. Are Margo and Donna old? no they are not  
7. Are you talkative? I'm not  
8. Are you serious? yes

UNIT III. WHOSE JEANS ARE THESE?

3.1.- Clothes

**WORD POWER** Clothes

**A** Listen and practice.

### CLOTHES FOR WORK

### CLOTHES FOR LEISURE

**B** Complete the chart with words from part A.

Clothes for warm weather	Clothes for cold weather
<p>Cap T-shirt Shorts Sneaker</p>	<p>hat Sweater gloves Jeans</p>

**C PAIR WORK** Look around the classroom. What clothes do you see? Tell a partner.

"I see jeans, a sweater, boots, and ..."

### 3.2.- Colors

#### COLORS

**A** Listen and practice.



**B GROUP WORK** Ask about favorite colors.

A: What are your favorite colors?  
 B: My favorite colors are dark green and purple.

**C GROUP WORK** Describe the clothes in Exercise 1.

A: The suit is beige.  
 B: The pajamas are light blue.

#### CONVERSATION *It's a disaster!*

Listen and practice.

Pat: Great! Our clothes are dry.  
 Where is my new blouse?  
 Julie: What color is it?  
 Pat: It's white.  
 Julie: Here's a light blue blouse.  
 Is it yours?  
 Pat: No, it's not mine. . . . Wait.  
 It *is* mine. It's a disaster!  
 Julie: Oh, no! *All* our clothes are  
 light blue.  
 Pat: Here's the problem. It's these  
 new blue jeans. Whose  
 jeans are these?  
 Julie: Uh, they're mine. Sorry.



#### PRONUNCIATION *The letters s and sh*

**A** Listen and practice. Notice the pronunciation of **s** and **sh**.

- 1. **s**uit      **s**ocks      **s**carf
- 2. **sh**irt      **sh**orts      **sh**oes

**B** Read the sentences. Pay attention to the pronunciation of **s** and **sh**.

- 1. This is **S**andra's new **sh**irt.
- 2. These are **S**am's purple **sh**oes!
- 3. Where are my **sh**oes and **s**ocks?
- 4. My **sh**orts and T-**sh**irts are blue!

### 3.3.- Possessive Adjectives and Pronouns

Possessives	
<b>Adjectives</b> <b>my</b> <b>your</b> These are <b>his</b> socks. <b>her</b> <b>our</b> <b>their</b>	<b>Pronouns</b> <b>mine</b> <b>yours</b> These socks are <b>his</b> . <b>hers</b> <b>ours</b> <b>theirs</b>
	<b>Names</b> <b>Pat's</b> blouse /s/ <b>Julie's</b> jeans /z/ <b>Rex's</b> T-shirt /t/ <b>Whose</b> blouse is this? It's <b>Pat's</b> . <b>Whose</b> jeans are these? They're <b>Julie's</b> .

**A** Complete the conversations with the correct words in parentheses. Then practice with a partner.

- A: Hey! These aren't ~~our~~ (our / ours) clothes!  
 B: You're right. ours (Our / Ours) are over there.
- A: These aren't my (my / mine) gloves. Are they you (your / yours)?  
 B: No, they're not hers (my / mine). Ask Sally. Maybe they're whose (her / hers).
- A: Whose (Whose / Yours) T-shirts are these? Are they Julie's and Pat's?  
 B: No, they're not theirs (their / theirs) T-shirts. But these socks are theirs (their / theirs). And these shorts are yours (your / yours).

#### 1 Possessives

- ▶ The noun comes after a possessive adjective: This is **my** T-shirt.
- ▶ Don't include the noun after a possessive pronoun: This T-shirt is **mine**.
- ▶ **Whose** can be used with singular and plural nouns: **Whose** bag is this? **Whose** keys are these?

Complete the conversations. Use the words in the boxes. There are two extra words in each box.

his   mine   my   your   yours   ✓ whose

- A: Whose jacket is this? Is it yours, Phil?  
 B: No, it's not ours. Ask Nick. I think it's his.

her   our   ours   your   yours

- A: These aren't our books. Are they yours?  
 B: No, they're not ours. Maybe they're Young-min's.

her   hers   their   theirs   whose

- A: Whose sweaters are these? Are they Julie's?  
 B: No, they're not hers sweaters. But these shorts are yours.

Listen and practice.

## Weather and Seasons Around the World



It's spring in Brazil.



It's warm. It's very sunny.



It's summer in South Korea.



It's raining. It's hot and humid.



It's fall in the U.S.



It's cool. It's cloudy and windy.



It's winter in Russia.



It's snowing. It's very cold.



What season is it now?  
What's the weather like today?  
What's your favorite season?

Source: Yahoo! Travel

## CONVERSATION *It's really cold!*

Listen and practice.

Pat: Oh, no!  
Julie: What's the matter?  
Pat: It's snowing! And it's windy, so it's really cold.  
Julie: Are you wearing your gloves?  
Pat: No, I'm not. They're at home.  
Julie: What about your scarf?  
Pat: It's at home, too.  
Julie: Well, you're wearing your coat.  
Pat: But my coat isn't very warm. And I'm not wearing boots!  
Julie: Let's take a taxi.  
Pat: Good idea!



A Complete these sentences. Then compare with a partner.



My name is Claire. I am wearing a green suit today. I have high heels, too. It's raining, but I have a raincoat.



It's very hot today. Toshi and Noriko are wearing shorts and T-shirts. It's really sunny, so they are wearing sunglasses.



Phil is wearing a suit today - he is wearing pants and a jacket. He is wearing a light blue shirt, but he is wearing a tie.



It's cold today, but Kathy is wearing a coat. She is wearing gloves and a hat. She is wearing boots. She is wearing sneakers.

3.5.- Present continuous yes/no questions

Present continuous yes/no questions

Are you <b>wearing</b> gloves?	Yes, I <b>am</b> .	No, I'm <b>not</b> .
Is she <b>wearing</b> boots?	Yes, she <b>is</b> .	No, she's <b>not</b> ./No, she <b>isn't</b> .
Are they <b>wearing</b> sunglasses?	Yes, they <b>are</b> .	No, they're <b>not</b> ./No, they <b>aren't</b> .

**B PAIR WORK** Ask and answer these questions about the people in part A.

- |  |                                      |
|--|--------------------------------------|
| 1. Is Claire wearing a green suit?         | 7. Is Phil wearing brown pants?      |
| 2. Is she wearing a raincoat?              | 8. Is he wearing a blue shirt?       |
| 3. Is she wearing high heels?              | 9. Is he wearing a tie?              |
| 4. Are Toshi and Noriko wearing swimsuits? | 10. Is Kathy wearing boots?          |
| 5. Are they wearing jackets?               | 11. Is she wearing a coat?           |
| 6. Are they wearing sunglasses?            | 12. Is she wearing a hat and gloves? |

A: Is Claire wearing a green suit?  
 B: Yes, she is. Is she wearing a raincoat?  
 A: No, she's not. OR No, she isn't.

**adjective + noun**  
 My suit is black.  
 I'm wearing a **black suit**.

**C** Write four more questions about the people in part A. Then ask a partner the questions.

**3 Present continuous yes/no questions; adjective + noun**

- ▶ In questions, the present continuous is *be* + subject + verb + *-ing*: **Is it raining?**  
**Are you wearing** brown shoes?
- ▶ Adjectives can come before nouns or after the verb *be*: He's wearing a **blue hat**.  
 His hat **is blue**.
- ▶ Adjectives don't have a plural form: a **green hat**; two **green hats**

Write questions using the words in parentheses. Then complete the responses.


- |  |  |
|--|--|
| 1. A: <u>Is he wearing a gray suit?</u> (wear, gray suit)<br>B: No, he's <u>not</u> he's wearing a gray suit           | 3. A: <u>Am I wearing</u> ..... (wear, sunglasses)<br>B: Yes, I <u>am</u> wearing a sunglasses |
| 2. A: <u>Are we wearing a brown boot's</u> (wear, brown boots)<br>B: No, we're <u>not</u> we're wearing a brown boot's | 4. A: <u>Is it raining</u> ..... (rain)<br>B: Yes, it <u>is</u> raining                        |

VO V25e

WORKBOOK

Label the clothes. Use the words in the box.

- belt
- blouse
- cap
- high heels
- jacket
- scarf
- shorts
- skirt
- sneakers
- socks
- swimsuit
- T-shirt





What clothes don't belong? Check (✓) the things.

For work	For leisure	For cold weather	For warm weather
<input type="checkbox"/> shirt	<input type="checkbox"/> T-shirt	<input type="checkbox"/> boots	<input type="checkbox"/> swimsuit
<input checked="" type="checkbox"/> shorts	<input type="checkbox"/> shorts	<input type="checkbox"/> scarf	<input type="checkbox"/> T-shirt
<input type="checkbox"/> tie	<input type="checkbox"/> suit	<input type="checkbox"/> shorts	<input type="checkbox"/> boots
<input type="checkbox"/> belt	<input type="checkbox"/> sneakers	<input type="checkbox"/> pants	<input type="checkbox"/> sneakers
<input checked="" type="checkbox"/> swimsuit	<input type="checkbox"/> jeans	<input type="checkbox"/> sweater	<input type="checkbox"/> shorts
<input type="checkbox"/> shoes	<input type="checkbox"/> gloves	<input type="checkbox"/> gloves	<input type="checkbox"/> sweater
<input type="checkbox"/> jacket	<input type="checkbox"/> high heels	<input type="checkbox"/> T-shirt	<input type="checkbox"/> cap

What things in your classroom are these colors? Write sentences.

light blue	black	green	pink	red	yellow
dark blue	gray	orange	purple	white	brown

1. My desk is brown.
2. Celia's bag is purple.
3. Marco's cap is red
4. Sofia's shirt is white
5. Jorge's shoes are black
6. Angel's tie is dark blue
7. Andrea's sneakers are pink
8. Andre's belt is brown
9. Gabi's sweater is gray
10. Jorge's tie is yellow



Whose clothes are these?



Tiffany



Jade



Daniel

**A** Complete the conversations.



1. A: Whose hat is this? B: It's Daniel's.  
 2. A: Whose skirt is this? B: It's Tiffany.  
 3. A: Whose shoes are these? B: It's Daniel.



4. A: Whose sneakers are these? B: It's Daniel.  
 5. A: Whose high heels are these? B: It's Tiffany.  
 6. A: Whose T-shirt is this? B: It's Jade.

**B** Complete the conversations with the correct words in parentheses.

1. A: Whose (Whose / His) T-shirt is this? Is it Lisa's?  
 B: No, it's not her (her / hers). It's mine (my / mine).  
 2. A: Are these your (your / yours) jeans?  
 B: No, they aren't my (my / mine) jeans. Let's ask Keith.  
 I think they're his (his / he's).  
 3. A: Are these Annie's and Jennifer's socks?  
 B: No, they aren't their (their / theirs). They're your (your / yours).  
 A: I don't think so. These socks are white, and mine (my / mine) are blue.

What season is it? How is the weather? Write two sentences about each picture.



1. It's winter.  
It's very cold.



2. It's spring



3. It's summer  
It's very hot



4. It's autumn  
It's very windy



5. It's summer  
It's very hot



6. It's winter  
It's very cold

### Waiting for the bus

Write sentences. Use the words in parentheses.



Todd      Alicia      Chul-woo      Maya      Maggie      Hugo

1. Hugo is wearing a tie. (tie)
2. Todd and Alicia are wearing boots. (boots)
3. Chul-woo is wearing a T-shirt. (T-shirt)
4. Maggie is wearing a skirt. (skirt)
5. Maya is wearing a dress. (dress)
6. Chul-woo is wearing sneakers. (sneakers)
7. Todd is wearing a scarf. (scarf)
8. Hugo and Todd are wearing hats. (hats)

### B Correct the false sentences.

1. Chul-woo is wearing jeans.  
No, he isn't. / No, he's not. He's wearing shorts.
2. Maggie and Hugo are wearing raincoats.  
no, ~~they are~~ they're not. they're wearing suits
3. Alicia is wearing a skirt.  
no, she's not. she's wearing a jeans.
4. Maya is wearing pajamas.  
no, she's not. she's wearing a dress.
5. Alicia and Maggie are wearing T-shirts.  
no, maggie is not, she's wearing a suit
6. Todd and Hugo are wearing shorts.  
no, they're not, they're wearing pants

Complete the sentences.



1. My name's Jane. I am wearing a T-shirt and shorts. I am wearing sneakers, too. It is raining, but I brought a raincoat.



2. It is snowing, but Amy is not wearing boots - she is wearing high heels. She is wearing gloves, and she is wearing a hat.



3. It's very hot. Tom and Sue are 'nt wearing sweaters today. They are wearing pants. It's sunny, so Sue is wearing a hat, and Tom is wearing sunglasses.



4. Roger is wearing a suit. He is not wearing a belt, but he is wearing a tie. He is wearing shoes and socks. It's very windy.

Complete these sentences with and, but, or so.

1. He's wearing jeans and sneakers, and he's wearing a T-shirt.
2. It's very cold outside, but I'm not wearing a coat.
3. Her skirt is blue, and her blouse is blue, too.
4. It's raining, so I need an umbrella.
5. He's wearing an expensive suit, and he's wearing sneakers.
6. It's summer and it's very sunny, but it's hot.

What time is it?



It's one **o'clock**.



It's one-oh-five.  
It's five **after** one.



It's one-fifteen.  
It's **a quarter after** one.



It's one-thirty.



It's one-forty.  
It's twenty **to** two.



It's one forty-five.  
It's **a quarter to** two.

**A PAIR WORK** Look at these clocks. What time is it?



1.



2.



3.



4.



5.



6.

A: What time is it?

B: It's twenty after two. OR It's two-twenty.

Is it A.M. or P.M.?



It's seven (o'clock)  
**in the morning.**  
It's 7:00 **A.M.**



It's twelve (o'clock).  
It's 12:00 **P.M.**  
It's **noon.**



It's four (o'clock)  
**in the afternoon.**  
It's 4:00 **P.M.**



It's seven (o'clock)  
**in the evening.**  
It's 7:00 **P.M.**



It's ten (o'clock) **at night.**  
It's 10:00 **P.M.**



It's twelve (o'clock) **at night.**  
It's 12:00 **A.M.**  
It's **midnight.**

**CONVERSATION** *I'm really hungry!*

⊙ Listen and practice.

Steve: Hi, Mom.  
 Mom: What are you doing, Steve?  
 Steve: I'm cooking.  
 Mom: Why are you cooking now?  
 It's two o'clock in the morning!  
 Steve: Well, I'm really hungry!  
 Mom: What are you making?  
 Steve: Pizza.  
 Mom: Oh? What kind?  
 Steve: Cheese and mushroom.  
 Mom: That's my favorite! Now I'm getting hungry. Let's eat!



**PRONUNCIATION** *Rising and falling intonation*

**A** ⊙ Listen and practice. Notice the intonation of the yes/no and Wh-questions.

Is she getting up?  
 Are they sleeping?

What's she doing?  
 What are they doing?

**B** ⊙ Listen to the questions. Draw a rising arrow (↗) for rising intonation and a falling arrow (↘) for falling intonation.

1. ↗ 2. ..... 3. ..... 4. ..... 5. ..... 6. ....

3.7.- Present continuous Wh-questions

**GRAMMAR FOCUS** Present continuous Wh-questions



Los Angeles 4:00 A.M.

**What's Victoria doing?**  
She's **sleeping** right now.



Mexico City 6:00 A.M.

**What's Marcos doing?**  
It's 6:00 A.M., so he's **getting up**.



New York City 7:00 A.M.

**What are Sue and Tom doing?**  
They're **having** breakfast.



Brasília 9:00 A.M.

**What's Célia doing?**  
She's **going** to work.



London 12:00 noon

**What are Jim and Ann doing?**  
It's noon, so they're **eating** lunch.



Moscow 3:00 P.M.

**What's Andrei doing?**  
He's **working**.



Bangkok 7:00 P.M.

**What's Permsak doing?**  
He's **eating** dinner right now.



Tokyo 9:00 P.M.

**What's Hirashi doing?**  
He's **checking** his email.



Your city 00:00

**What are you doing?**  
It's . . . I'm . . .



3.8.- Verbs activities

**WORD POWER** Activities

**A** Listen and practice. "She's playing tennis."



play tennis



ride a bike



run



swim



take a walk



dance



drive




watch a movie



shop



read



study



watch television

**B PAIR WORK** Ask and answer questions about the pictures in part A.

A: Is she playing soccer?

B: No, she's not.

A: What's she doing?

B: She's playing tennis.

**C** Listen to the sounds and number the actions from 1 to 8.

dancing

eating dinner

riding a bike

swimming

driving

playing tennis

shopping

watching television

**interchange 5** **WHAT'S WRONG WITH THIS PICTURE?**

**GROUP WORK** What's wrong with this picture? Tell your classmates.

"Ellen is swimming, but she's wearing high heels and a hat!"



# UNIT III.- WHOSE JEANS ARE THESE? WORKBOOK

UDS

Write each sentence a different way.

- |                    |                                    |
|--------------------|------------------------------------|
| 1. It's midnight.  | It's twelve o'clock at night.      |
| 2. It's 4:00 P.M.  | It's four the of late              |
| 3. It's 9:15 A.M.  | It's ten less forty-five           |
| 4. It's 8:00 P.M.  | It's eight the of night            |
| 5. It's 10:45 P.M. | It's fifteen to eleven             |
| 6. It's 3:30 P.M.  | It's thirty to four                |
| 7. It's 6:00 P.M.  | It's six in the afternoon          |
| 8. It's 12:00 P.M. | It's twelve o'clock in the mid day |

What time is it in each city? Write the time in two different ways.

- |                                    |                                     |
|------------------------------------|-------------------------------------|
| 1. It's 10:00 a.m. in Los Angeles. | It's ten o'clock in the morning     |
| 2. It's 11:00 a.m. in Denver       | It's eleven o'clock in the morning  |
| 3. It's 12:00 P.m. in Mexico City  | It's twelve of after                |
| 4. It's 12:30 P.m. in Lima         | It's twelve thirty in the afternoon |
| 5. It's 1:00 P.m. in Santiago      | It's one in the afternoon           |
| 6. It's 3:00 P.m. in Rio           | It's three in the afternoon         |



What are these people doing? Write sentences. Use the words in the box.

- |   |   |   |
|---|---|---|
| <input checked="" type="checkbox"/> dance             | <input checked="" type="checkbox"/> read a book | <input checked="" type="checkbox"/> sleep       |
| <input checked="" type="checkbox"/> drive             | <input checked="" type="checkbox"/> ride a bike | <input checked="" type="checkbox"/> swim        |
| <input checked="" type="checkbox"/> play a video game | <input checked="" type="checkbox"/> shop        | <input checked="" type="checkbox"/> take a walk |



1. She's sleeping



2. he's swimming



3. They're playing a video game




4. She's riding a bike



5. They're shopping



6. He's taking a walk



7. He's driving



8. she's reading a book



9. they're dancing

What time is it? Use the sentences in the box.

- It's five-oh-five.
- It's a quarter after one.
- It's twenty after nine.
- It's eight after six.
- It's ten to eight.
- It's a quarter to three.



1. It's twenty after nine.

2. it's ten to eight

3. It's a quarter after one



4. It's five-oh-five

5. It's a quarter to three 6. It's eight after six


Complete the crossword puzzle. Write each time a different way.

Across (→)

- 1 It's five in the morning. It's five am.
- 4 It's 4:15. It's a quarter after four.
- 7 It's twelve A.M. It's midnight
- 8 It's 8:00 P.M. It's eight in the evening
- 9 It's twelve P.M. It's noon.

Down (↓)

- 2 It's 7:00 A.M. It's seven in the \_\_\_\_\_.
- 3 It's 3:30. It's three- \_\_\_\_\_.
- 4 It's 4:00 P.M. It's four in the \_\_\_\_\_.
- 5 It's 1:15. It's one- \_\_\_\_\_.
- 6 It's 3:45. It's a \_\_\_\_\_ to four.
- 10 It's 11:00 P.M. It's eleven at \_\_\_\_\_.



Answer these questions.



1. Is Debbie getting up?

No, she's not. She's sleeping.



2. Are Kelly and Tony taking a walk?

No, they're not. They're shopping.



3. Are Dan and Megan studying?

no, they're not. they're dancing



4. Is Carmen driving a car?

she's riding a bike



5. Is Bill playing tennis?

no, he's not. he's running



6. Is Michiko checking her email?

she's watching tv.



7. Is Claire watching television?


no, she's not. She's reading a book



8. What about you? Are you sleeping?

I'm writing

Write questions about these people. Use the words in parentheses.  
Then answer the questions.



1. A: Is Terry wearing shorts?  
(Terry / wear shorts)

B: No, he's not. He's wearing jeans.

2. A: Is Tai-lin wearing a raincoat?  
(Tai-lin / wear a raincoat)

B: No, he's not. He's wearing a jacket.

3. A: Is Maria talking on the phone?  
(Maria / talk on the phone)

B: No, she's not. She's sleeping.

4. A: Are Terry and Helen eating?  
(Terry and Helen / eat)

B: No, they're not. They're dancing.

5. A: Are Pedro and Sonia watching TV?  
(Pedro and Sonia / watch television)

B: No, they're not. They're talking.

6. A: Are Tai-lin and Brandon eating pizza?  
(Tai-lin and Brandon / eat pizza)

B: Yes, they're eating.

7. A: Is Carlos chatting online?  
(Carlos / chat online)

B: No, he's not. He's reading a book.

8. A: Is Maria wearing boots?  
(Maria / wear boots)

B: No, she's not. She's wearing high heels.

Write questions and answers. Use What + doing and the words in parentheses.

1. A: What are you and Ricky doing? (you and Ricky)  
B: We're eating pizza. (eat pizza)
2. A: What's Michael doing? (Michael)  
B: He's cooking dinner. (cook dinner)
3. A: What are Ron and Lucy doing? (Ron and Lucy)  
B: They're taking a walk. (take a walk)
4. A: What is Julie doing? (Julie)  
B: She's getting up. (get up)
5. A: What is Mary doing? (Mary)  
B: She's shopping. (shop)
6. A: What are Belle and Hank doing? (Belle and Hank)  
B: They're watching a movie. (watch a movie)
7. A: What is Steven doing? (Steven)  
B: He's studying math. (study math)
8. A: What are you doing? (you)  
B: I'm studying English. (study English)
9. A: What are you and Emma doing? (you and Emma)  
B: We're having lunch. (have lunch)
10. A: What is I doing? (I)  
B: I'm finishing this exercise. (finish this exercise)



What are you doing? What are your friends doing? Write sentences.

1. emma is taking a walk
2. Sofia is talking
3. Jose is running
4. Jandra is cooking dinner
5. Gabi is eating Pizza
6. Kassia is studying English