

Pasión por educar

# Inglés 1

Alumna: Ana santiz Méndez

GRADO: 1 CUATRIMESTRE GRUPO: B

Fecha de entrega: 11/11/2024

UNIT I. INTRODUCTION – IT'S NICE TO MEET YOU

1.1.- The verb be

The verb be		
<b>I'm</b> Jennifer Miller.	<b>Are you</b> Steven Carson?	<b>I'm</b> = I am
<b>You're</b> in my class	Yes, <b>I am</b>	<b>You're</b> = You are
<b>She's</b> in our class ( <b>Jennifer is</b> in our class)	No, <b>I'm not</b>	<b>He's</b> = He is
<b>He's</b> over there. ( <b>Steven is</b> over there)	How <b>are you</b> ?	<b>She's</b> = She is
<b>It's</b> Miller. ( <b>My last name is</b> Miller.)	<b>I'm</b> fine.	<b>It's</b> = It is

A Complete the conversation with the correct words in parentheses. Then practice with a partner.

David: Hello, Jennifer. How are (is / are) you?  
 Jennifer: I'm (She's / I'm) fine, thanks.  
 David: I'm (I'm / It's) sorry – what's your name again?  
 Jennifer: It's (He's / It's) David – David Medina.  
 David: That's right! David, this is (Is / am) Sarah Conner.  
 Jennifer: She's (She's / He's) in our math class.  
 David: Hi, Sarah. I'm (I'm / It's) nice to meet you.  
 Sarah: Hi, David. I think you're (you're / I'm) in my English class, too.  
 David: Oh, right! Yes, I am (are / am).

2 The verb be

- ▶ In questions, the *be* verb comes before the noun or pronoun: **Is he** your teacher?
- ▶ Don't use contractions in short answers with Yes: Are you in my class? Yes, **I am**. (NOT: Yes, I'm.)

Complete the conversations. Use the words in the box.

am	I'm	it's	she's	
✓ are	I am	I'm not	you	you're

- A: Excuse me. Are you Patty Wilson?  
 B: No, I am not. She's over there.  
 A: OK. Thanks.
- A: Hi. Are you Patty Wilson?  
 C: Yes, I am.  
 A: Oh, good. I'm Sergio Baez. you are in my English class.  
 C: Yes, I am. I'm nice to meet you, Sergio.

## 1.2.- Possessive Adjectives

### My, your, his, her

What's **your** name?

What's **his** name?

What's **her** name?

**My** name is Taylor.

**His** name is Michael.

**Her** name is Jennifer.

What's = What is

A Complete the conversations. Use *my, your, his, or her*.



1. A: Hello. What's your name?  
 B: Hi. my name is Antonio.  
 What's your name?  
 A: my name is Nicole.



2. A: What's your name?  
 B: My name is Michael.  
 A: And what's her name?  
 B: her name is Jennifer.

### 1 My, your, his, her

- Use *his* with males and *her* with females: **His** name is David. (NOT: Her name is David.) **Her** name is Maria. (NOT: His name is Maria.)

Complete the conversations with *my, your, his, or her*.

1. A: Hello. My name is Carlos.  
 B: Hi, Carlos. What's your last name?  
 A: It's Gonzales.  
 B: How do you spell your last name? Is it G-O-N-Z-A-L-E-Z?  
 A: No, it's G-O-N-Z-A-L-E-S. And what's your name?  
 B: my name is Bill Powers. Nice to meet you.
2. A: What's Ms. Robinson's first name?  
 B: Her first name is Katherine. Her nickname is Katie.  
 A: I'm sorry. What's her first name again?  
 B: It's Katherine. And what's Mr. Weber's first name?  
 A: His first name is Peter.  
 B: That's right. And his nickname is Pete.

**A** Listen and practice.

Jennifer: Excuse me. Are you Steven Carson?  
 David: No, I'm not. He's over there.  
 Jennifer: Oh, I'm sorry.



Jennifer: Steven? This is your book.  
 Steven: Oh, thank you. You're in my class, right?  
 Jennifer: Yes, I am. I'm Jennifer Miller.



Steven: Hey, David, this is Jennifer.  
 She's in our math class.  
 David: Hi, Jennifer.  
 Jennifer: Hi, David. Nice to meet you.



**B GROUP WORK** Greet a classmate. Then introduce him or her to another classmate.

"Hey, Ming, this is..."

**B** Complete the conversations. Then practice in groups.

Nicole: Excuse me. Are you Steven Carson?  
 David: No, I am not. My name is  
 David Medina. Steven He's over there.  
 Nicole: Oh, sorry.

Nicole: Are you Steven Carson?  
 Steven: Yes, I am.  
 Nicole: Hi, my Nicole Johnson.  
 Steven: Oh, you're in my math class, right?  
 Nicole: Yes, I am.  
 Steven: I'm nice to meet you.


**C CLASS ACTIVITY** Write your name on a piece of paper. Put the papers in a bag. Then take a different paper. Find the other student.




A: Excuse me. Are you Jin-sook Cho?  
 B: No, I'm not. She's over there.  
 A: Hi. Are you Jin-sook Cho?  
 C: Yes, I am.

1.3.- Article a, an

**ARTICLES** Classroom objects

A  Listen. Complete these sentences with *a* or *an*.

**articles**   
**an** + vowel sound  
**a** + consonant sound



1. This is ..... book.



2. This is ..... eraser.




3. This is ..... English book.

4. This is ..... marker.



5. This is ..... notebook.



6. This is ..... clock.

1.4.- Use of This and These / It and They

**This/these, it/they; plurals** 



**This is a** clock.



What's **this**?  
**It's an** earring.

**It's** = It is  
**They're** = They are



**These are** clocks.



What **are these**?  
**They're** earrings.

Complete these conversations. Then practice with a partner.



1. A: What are these..... ?  
B: They're keys.....



2. A: What is this..... ?  
B: It's a map.....



3. A: What are these..... ?  
B: They're sunglasses.....



4. A: What is this..... ?  
B: It's a clock.....



5. A: What is this..... ?  
B: It's an umbrella.....



6. A: What is this..... ?  
B: It's a lens.....

1 **This/these; it/they; plurals**

- ▶ Don't use a contraction with *What* + *are*: **What are these?** (NOT: *What're these?*)
- ▶ Use *this* with singular nouns: **This is a book.** Use *these* with plural nouns: **These are earrings.**

Circle the correct words.

1. A: **What's** / **What are** these?  
B: **It's** / **They're** my **earring** / **earrings**.
2. A: **What's** / **What are** this?  
B: **It's** / **They're** a / an cell phone.
3. A: What's **this** / **these**?  
B: **It's** / **They're** a / an address book.

**A** Complete these conversations. Then practice with a partner.

1. A: Is this your umbrella?

B: No, it's not.

A: Are these your keys?

B: Yes, they are. Thanks!

2. A: Where are my glasses?

B: Are these your glasses?

A: No, they're not.

B: Wait! are they in your pocket?

A: Yes, they are. Thanks!

3. A: Where are your sunglasses?

B: They're on the table.

A: No, they're not. They're my sunglasses!

B: You're right. My sunglasses are in my purse.

4. A: Is this my pen?

B: No, it's not. It's my pen.

A: Sorry. Where is my pen?

B: It's on your desk.

A: Oh, you're right!

**B GROUP WORK** Put three of your things in a bag. Then choose three different things. Find the owner of each thing.

A: Is this your pen, Yuko?

B: No, it's not.

A: Are these your keys, Sergio?

C: Let me see. Yes, they are.

2 Yes/No and where questions with be

► In questions with *where*, the verb comes after *Where*: **Where are** my sunglasses?  
(NOT: Where my sunglasses are?)

**A** Match the questions with the answers.

- |   |                           |
|---|---------------------------|
| 1. Is that your wallet? ..... <sup>e</sup> .....    | a. They're in your purse. |
| 2. Are these your glasses? ..... <sup>e</sup> ..... | b. No, it's not.          |
| 3. Where are my keys? ..... <sup>a</sup> .....      | c. Oh, yes, it is!        |
| 4. Is this your pen? ..... <sup>b</sup> .....       | d. It's in my pocket.     |
| 5. Where's your watch? ..... <sup>d</sup> .....     | e. No, they're not.       |

**B** Complete the conversation. Use the words in the box.

are they	it is	they are	where
it	it's	this	✓ where's

- A: .....<sup>Where's</sup>..... my pen?  
 B: I don't know. Is .....<sup>it</sup>..... in your book bag?  
 A: No, .....<sup>it's</sup>..... not.  
 B: Is .....<sup>this</sup>..... your pen?  
 A: Yes, .....<sup>it's</sup>..... Thanks! Now, .....<sup>where</sup>..... are my keys?  
 B: .....<sup>are</sup>..... on your desk?  
 A: Yes, .....<sup>They are</sup>..... Thank you!



## CONVERSATION *Oh, no!*

• Listen and practice.


Kate: Oh, no! Where are my car keys?  
Joe: I don't know. Are they in your purse?  
Kate: No, they're not.  
Joe: Maybe they're on the table in the restaurant.

Server: Excuse me. Are these your keys?  
Kate: Yes, they are. Thank you!

Server: You're welcome. And is this your wallet?

Kate: Hmm. No, it's not. Where's your wallet, Joe?

Joe: It's in my pocket. ... Wait a minute! That is my wallet!



## 1.5.- Prepositions of place

### WORD POWER *Prepositions; article the*

A • Listen and practice.

Where are **the** keys?  
**The** keys are **in** **the** box.



in



in front of



behind



on



next to



under


B Complete these sentences. Then listen and check your answers.



1. The books are in the  
book bag.



2. The cell phone is next  
to brush.



3. The map is \_\_\_\_\_



4. The chair is under  
the table.



5. The wallet is on  
the book.



6. The sunglasses are in  
front the bag.

C PAIR WORK Ask and answer questions about the pictures in part B.

- A: Where are the books?  
B: They're in the book bag.

## WHERE ARE JOE'S THINGS?

PAIR WORK Now help Joe find his things. Ask and answer questions.

briefcase    cell phone    newspaper    umbrella  
camera    glasses    notebook    wallet

A: Where's his briefcase?  
B: It's on the table.



# Progress check

## HOW ARE YOU?

**A** Complete the conversation. Use the sentences and questions in the box.

Matt: Hi. How are you?  
 Nicki: I'm fine, thanks. How about you?  
 Matt: Pretty good, thanks. My name is Matt Carlson.  
 Nicki: And I'm Nicki White.  
 Matt: It's nice to meet you, Nicki.  
 Nicki: Nice to meet you, too. Oh, are you in my class?  
 Matt: Yes, I am.  
 Nicki: Well, have a good day.  
 Matt: See you in class.


My name is Matt Carlson.  
 Oh, are you in my English class?  
 How about you?  
 ✓ Hi. How are you?  
 It's nice to meet you, Nicki.  
 Well, have a good day.

**B PAIR WORK** Practice the conversation from part A. Use your own information. Then introduce your partner to a classmate.

"Malena, this is my friend. His name is Tetsu. ..."

## LISTENING What's this? What are these?

Listen to the conversations. Number the pictures from 1 to 6.



## WHAT'S WRONG WITH THIS ROOM?

A What's wrong with this room? Make a list. Find 10 things

The chair is on the desk.



**B PAIR WORK** Ask and answer *Where* questions about the picture.

A: Where's the chair?  
B: It's on the desk.

## YES OR NO GAME

Write five yes/no questions about the picture in Exercise ↑ Three have "yes" answers, and two have "no" answers. Then ask a partner the questions.

A: Is the chair behind the clock?  
B: No, it isn't.

# UNIT I. INTRODUCTION – IT'S NICE TO MEET YOU

## WORKBOOK

Complete the conversations. Use my, your, his, or her.



1. A: Hi. What's your name?  
 B: my name is Carla. And what's your name?  
 A: my name is David.


2. A: What's is name?  
 B: my name is Michael.  
 A: And what's her name?  
 B: my name is Sarah.

Choose the correct responses.

1. A: Hi, Daniel.  
 B: Hello  
 • Hello.  
 • It's nice to meet you.
2. A: My name is Pam Walker.  
 B: I'm Jake Williams  
 • It's Williams.  
 • I'm Jake Williams.
3. A: Hello, Yuko. How's it going?  
 B: Fine, thanks  
 • Fine, thanks.  
 • Nice to meet you, too.
4. A: How do you spell your last name?  
 B: R-O-G-E-R-S  
 • R-O-G-E-R-S.  
 • It's Rogers.
5. A: I'm Bill Delgado.  
 B: It's nice to meet you  
 • Nice to meet you, too.  
 • It's nice to meet you.



Complete the conversations.



1. A: Hello, Mr Jones.  
 B: Good morning, Susan.  
How are you?  
 A: I'm OK, thank you.



2. A: Hi. How are you, Mrs. Stein?  
 B: I'm just fine, thank you.  
 How about you,  
Ms. Smith?  
 A: Pretty good, thanks.



3. A: How's it you, Tim?  
 B: Great. How are you doing?  
 A: Pretty good.

Complete the conversations. Use the words in the box.

<input type="checkbox"/> am	<input type="checkbox"/> he's	<input type="checkbox"/> I'm not	<input type="checkbox"/> it's	<input type="checkbox"/> you
<input type="checkbox"/> are	<input type="checkbox"/> I'm	<input type="checkbox"/> is	<input checked="" type="checkbox"/> me	<input type="checkbox"/> you're

1. Debra: Excuse me. Are you James Lawson?  
 Kevin: No, I'm not. He's over there.  
 Debra: Oh, I'm sorry.

2. Debra: Excuse me. You're you James Lawson?  
 James: Yes, I am.  
 Debra: Hi, James. My name is Debra Marks.  
 James: Oh, you're in my English class.  
 Debra: That's right. It's nice to meet you.  
 James: Nice to meet you, too.



Complete the conversation. Use the questions in the box.

<input checked="" type="checkbox"/> What's your name?	<input type="checkbox"/> And what's your email address?
<input type="checkbox"/> And how do you spell your last name?	<input checked="" type="checkbox"/> What's your phone number?
<input checked="" type="checkbox"/> Are you Ashley Nevins?	<input checked="" type="checkbox"/> How do you spell your first name?

A: Hi. Are you Ashley Nevins?  
 B: No, I'm not.  
 A: Oh, I'm sorry. what's your name?  
 B: Kerry Moore.  
 A: How do you spell your first name?  
 B: K-E-R-R-Y.  
 A: And how you spell your last name?  
 B: M-O-O-R-E.  
 A: what's your phone number?  
 B: It's 618-555-7120.  
 A: And what's your email address?  
 B: It's kmoore19@cup.org.





**Hello and good-bye!**


**A** Complete the conversations. Use the words in parentheses.

1. A: Hi  
(Hi. / Excuse me.) How are you?  
B: I'm fine, thanks.
2. A: Good-bye  
(Hello. / Good-bye.)  
B: See you tomorrow.
3. A: Excuse me  
(Excuse me. / Thank you.) Are you Soo-mi Kim?  
B: Yes, I am.
4. A: Good evening  
(Good evening. / Good night.)  
B: Hello.

**What are these things?**

**A** What's in the picture? Write the things.


1. a bag
2. a pencil
3. a notebook
4. a cellphone
5. a book
6. a bag
7. a brush
8. a paper



**B** What's in the picture? Write sentences.

1. This is a bag.
2. This is a pencil
3. This is a notebook
4. This is a cellphone
5. This is a book
6. This is a bag
7. This is a brush
8. This is a paper

Complete the questions with this or these. Then answer the questions.



1. A: What's this ?  
B: It's a camera.

2. A: What's this ?  
B: It's a clock.

3. A: What are these ?  
B: They are earrings.



4. A: What are these ?  
B: They are pens.

5. A: What are this ?  
B: It's a glass.

6. A: What's \_\_\_\_\_ ?  
B: \_\_\_\_\_

Complete the conversation. Use the words in the box.

<input checked="" type="checkbox"/> a	<input checked="" type="checkbox"/> 's	<input checked="" type="checkbox"/> this	<input checked="" type="checkbox"/> they	<input checked="" type="checkbox"/> you
<input checked="" type="checkbox"/> an	<input checked="" type="checkbox"/> it's	<input checked="" type="checkbox"/> these	<input checked="" type="checkbox"/> they're	<input checked="" type="checkbox"/> you're

Dana: Wow! What's this?

Chris: it's a purse.

Dana: Oh, cool. Thank you, Chris.

Chris: You're welcome.

Eva: Now open this box.

Dana: OK. What is this?

Eva: It's a scarf.

Dana: Oh, thank you, Eva. And what are these ?

Eva: They 're earrings.

Dana: Thanks! they're great!

Amy: Open this, too!

Dana: Oh, it's an umbrella. Thanks, Amy!



Complete the conversations.



1. A: Where is my English dictionary?  
 B: Is in in your book bag?  
 A: No, it's not.  
 B: Wait a minute. It's it on the desk?  
 A: Yes, it is. Thank you!



2. A: this this my newspaper?  
 B: No, it is not.  
 It's my newspaper.  
 A: Sorry, where is my newspaper?  
 B: Is under under your chair?  
 A: Oh, yes, it is. Thanks.



3. A: Where are my glasses?  
 B: Are they in your purse?  
 A: No, they're not.  
 B: are they on your desk?  
 A: Hmm. Yes, they are. Thanks.



4. A: is my pens on  
 your desk?  
 B: No, it's not. Sorry.  
 A: Hmm, where are my pens?  
 B: are they in your pocket?  
 A: Let me see. Yes, they are.  
 Thank you!

Complete the sentences. Use the prepositions in the box.

- behind   
  in   
  in front of   
  next to   
  on   
  under



1. The wallet is in the purse.



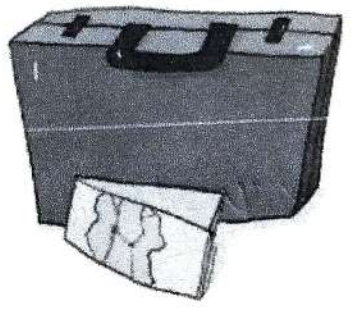
2. The chair is behind the desk.




3. The glasses are on the chair.



4. The cell phone is under the table.



5. The map is in front of the briefcase.



6. The keys are next to the umbrella.

Where are these things?

A Look at the picture. Write questions and answers about the things in parentheses.



1. A: Where is the briefcase? (briefcase)  
 B: It's next to the television.
2. A: Where are the books? (books)  
 B: They are under the table.
3. A: Where is the cell phone? (cell phone)  
 B: It's in the bag.
4. A: Where are the keys? (keys)  
 B: They are on the briefcase.
5. A: Where is the camera? (camera)  
 B: It's on the table.
6. A: Where are the sunglasses? (sunglasses)  
 B: They are next to the sofa.

UNIT II. WHERE ARE YOU FROM?

2.1.- Cities and Countries

**1** **SNAPSHOT**

Listen and practice.

**The Ten Largest Cities in the World**



(based on population in the metropolitan area)

Cities	Countries
1. Tokyo	a. Brazil
2. Seoul	b. China
3. Mexico City	c. India
4. New York City	d. Indonesia
5. Mumbai	e. Japan
6. Jakarta	f. Mexico
7. São Paulo	g. South Korea
8. Delhi	h. the U.S.
9. Osaka	
10. Shanghai	

Answers: 1. a 2. b 3. c 4. h 5. e 6. f 7. g 8. d 9. c 10. b

Source: www.worldfacts.com

Match the cities with the countries. Then check your answers at the bottom of the Snapshot. What other large cities are in each country? What large cities are in your country?

**2** **CONVERSATION** Are you from Seoul?

**A** Listen and practice.

Tim: Are you from California, Jessica?  
 Jessica: Well, my family is in California now, but we're from South Korea originally.  
 Tim: Oh, my mother is Korean – from Seoul! Are you from Seoul?  
 Jessica: No, we're not. We're from Daejeon.  
 Tim: So is your first language Korean?  
 Jessica: Yes, it is.

**B** Listen to Jessica and Tim talk to Tony, Natasha, and Monique. Check (✓) True or False.



	True	False
1. Tony is from Italy.	<input type="checkbox"/>	<input type="checkbox"/>
2. Natasha is from New York.	<input type="checkbox"/>	<input type="checkbox"/>
3. Monique's first language is English.	<input type="checkbox"/>	<input type="checkbox"/>

2.2.- Negative and Questions with be

Negative statements and yes/no questions with be

I'm **not** from New York  
 You're **not** late  
 She's **not** from Russia  
 He's **not** from Italy.  
 It's **not** English.  
 We're **not** from Japan.  
 You're **not** early  
 They're **not** in Mexico.

Are you from California?  
 Am I early?  
 Is she from Brazil?  
 Is he from Chile?  
 Is it Korean?  
 Are you from China?  
 Are we late?  
 Are they in Canada?

I am	I'm	not
you are	you're	not
she is	she's	not
Yes, he is	No, he's	not
it is	it's	not
we are	we're	not
you are	you're	not
they are	they're	not

We're = We are

A Complete the conversations. Then practice with a partner.

- A: Hiroshi, are you and Maiko from Japan?  
 B: Yes, we are.  
 A: Oh? are you from Tokyo?  
 B: No, we're not. We are from Kyoto.
- A: is Laura from the U.S.?  
 B: No, she's not. She's from the U.K.  
 A: is she from London?  
 B: Yes, she is. But her parents are from Italy. They're not from the U.K. originally.  
 A: is Laura's first language Italian?  
 B: No, she's not. It is English.
- A: are Selina and Carlos from Mexico?  
 B: No, they're not. They're from Brazil.  
 A: are you from Brazil, too?  
 B: No, I'm not. I'm from Peru.  
 A: So, is your first language Spanish?  
 B: Yes, it is.



B Match the questions with the answers. Then practice with a partner.

- |  |   |
|--|---|
| 1. Are you and your family from Canada? <u>e</u> | a. No, he's not. He's from Singapore.   |
| 2. Is your first language English? <u>c</u>      | b. Yes, she is. She's from California.  |
| 3. Are you Japanese? <u>e</u>                    | c. No, it's not. It's Japanese.         |
| 4. Is Mr. Ho from Hong Kong? <u>a</u>            | d. No, we're not. We're from Australia. |
| 5. Is your mother from the U.S.? <u>b</u>        | e. Yes, we are. We're from Kyoto.       |

C PAIR WORK Write five questions like the ones in part B. Then ask and answer your questions with a partner.

1 Negative statements and yes/no questions with be

- ▶ Use be + not to form negative statements: Ana **isn't** a student. (NOT: Ana is no a student.)
- ▶ You is a singular and a plural pronoun: Are **you** from Rio? Yes, I am./Yes, **we** are.

A Unscramble the words to write negative statements.

1. in California / not / New York City / is  
New York City is not in California.
2. London / not / from / we're  
we're not from London
3. not / you and Tim / in my class / are  
You and Tim are not in my class
4. is / my first language / Spanish / not  
Spanish isn't my first language
5. from / my mother / not / is / Seoul  
my mother is not from Seoul
6. my keys / not / are / they  
They are not keys

B Complete the conversations.

1. A: Are you and your family from Mexico?  
B: No, where not. We are from Guatemala.
2. A: is your first language English?  
B: Yes, it is. My parents are from Australia.
3. A: are Kenji and his friend Japanese?  
B: Yes, we are. But we are in the U.S. now.
4. A: are my mother and I late?  
B: No, you're not. you are early!



## 2.2.- Where are they from?

### WHERE ARE THEY FROM?

A Where are these people from? Check (✓) your guesses.



- Penelope Cruz**
- Mexico
  - France
  - Spain



- Robert Pattinson**
- the U.S.
  - the U.K.
  - Canada



- Haru Nomura**
- South Korea
  - Japan
  - China



- Cate Blanchett**
- Australia
  - New Zealand
  - South Africa



- Javier Hernández**
- Brazil
  - Mexico
  - Chile

B **PAIR WORK** Compare your guesses. Then check your answers at the bottom of the page.

A: Is Penelope Cruz from Mexico?

B: No, she's not.

A: Is she from France?

Answers: 1. Spain 2. the U.K. 3. Japan 4. Australia 5. Mexico

### CONVERSATION He's cute.

🎧 Listen and practice.

Emma: Who's that?

Jill: He's my brother.

Emma: Wow! He's cute. What's his name?

Jill: James. We call him Jim.

Emma: Oh, how old is he?

Jill: He's twenty-one years old.

Emma: What's he like? Is he nice?

Jill: Yes, he is - and he's very smart, too!


Emma: And who's that?

Jill: My sister Tammy. She's only twelve. She's the baby of the family.





## 2.3.- Numbers and Ages

### NUMBERS AND AGES

A  Listen and practice.

11 eleven	21 twenty-one	40 forty
12 twelve	22 twenty-two	50 fifty
13 thirteen	23 twenty-three	60 sixty
14 fourteen	24 twenty-four	70 seventy
15 fifteen	25 twenty-five	80 eighty
16 sixteen	26 twenty-six	90 ninety
17 seventeen	27 twenty-seven	100 one hundred
18 eighteen	28 twenty-eight	101 one hundred (and) one
19 nineteen	29 twenty-nine	102 one hundred (and) two
20 twenty	30 thirty	103 one hundred (and) three

B  Listen and practice. Notice the word stress.

 thirteen – thirty

 fourteen – forty

 fifteen – fifty

 sixteen – sixty

C **PAIR WORK** Look at the people in Jill's family for one minute. Then close your books. How old are they? Tell your partner.



A. Helen – 76



B. Howard – 52



C. Jackie – 49



D. Megan – 23



E. Tim and Tom – 14

**A** Complete the conversations with Wh-questions.  
Then practice with a partner.

1. A: Look! Who's that ?

B: Oh, he's a new student.

A: What's his name ?

B: I think his name is Ming.

A: Ming? Where is he ?

B: He's from China.

2. A: Serhat, where are you from ?

B: I'm from Turkey - from Istanbul.

A: What's it like ?

B: Istanbul is very old and beautiful.

A: What's your name?

B: My last name is Erdogan.

3. A: Hi, John. How are you ?


B: I'm just fine. My friend Teresa is here  
this week - from Argentina.

A: Oh, cool. What's she like ?

B: She's really friendly.

A: How old is she?

B: She's twenty-eight years old.



2 Wh-questions with *be*


- ▶ Use *what* to ask about things. Use *where* to ask about places. Use *Who* to ask about people. Use *What ... like?* to ask for a description.
- ▶ Use *how* to ask for a description: **How are** you today? Use *How old* to ask about age: **How old** is he?
- ▶ In answers about age, you can use only the number or the number + *years old*: He's **18**. OR He's **18 years old**.

Complete the questions with *how, what, where, or who*. Then match the questions with the answers.

1. Who is that? d
2. What is her name? c
3. What is she like? f
4. How old is she? b
5. Where is your family from? a
6. What is Bangkok like? e

- a. We're from Thailand – from Bangkok.
- b. She's 16.
- c. Her name is Nittaya.
- d. She's my sister.
- e. It's really beautiful.
- f. She's a little shy.

**WORD POWER** Descriptions

A  Listen and practice.



- |                 |              |            |             |         |
|-----------------|--------------|------------|-------------|---------|
| a. pretty       | d. talkative | g. serious | j. tall     | m. thin |
| b. handsome     | e. quiet     | h. shy     | k. friendly |         |
| c. good-looking | f. funny     | i. short   | l. heavy    |         |

**B PAIR WORK** Complete the chart with words from part A. Add two more words to each list. Then describe your personality and appearance to a partner.

Personality		Appearance		
talkative	Sad	pretty	skinny	young
shy	cool	cute	fat	
happy	relax	tall	old	

"I'm funny, smart, and very handsome."

## LISTENING Who's that?

Listen to three descriptions. Check (✓) the two correct words for each description.

1. Elena is ...	<input type="checkbox"/> short	<input type="checkbox"/> pretty	<input type="checkbox"/> friendly
2. Marco is ...	<input type="checkbox"/> tall	<input type="checkbox"/> nice	<input type="checkbox"/> shy
3. Andrew is ...	<input type="checkbox"/> talkative	<input type="checkbox"/> funny	<input type="checkbox"/> friendly

# Progress check

## INTERVIEW

Match the questions with the answers. Then ask and answer the questions with a partner. Answer with your own information.

- |   |                                    |
|---|------------------------------------|
| 1. Are you from Malaysia? ..... <sup>h</sup>              | a. It's very beautiful.            |
| 2. Where are you and your family from? ..... <sup>c</sup> | b. Yes, she is.                    |
| 3. What is your hometown like? ..... <sup>a</sup>         | c. We're from Mexico.              |
| 4. Is English your first language? ..... <sup>f</sup>     | d. My best friend is Kevin.        |
| 5. Who is your best friend? ..... <sup>d</sup>            | e. Yes, they are.                  |
| 6. Are your classmates Brazilian? ..... <sup>b</sup>      | f. No, it's not. It's Spanish.     |
| 7. How old is your best friend? ..... <sup>g</sup>        | g. He's nineteen.                  |
| 8. Is our teacher from the U.S.? ..... <sup>b</sup>       | h. No, I'm not. I'm from Thailand. |

## LISTENING Who's that?

**A** Listen to four conversations. Check (✓) the correct description for each person. You will check more than one adjective.

- |           |                               |                                |                                 |                                   |                                    |                                   |
|-----------|-------------------------------|--------------------------------|---------------------------------|-----------------------------------|------------------------------------|-----------------------------------|
| 1. Min-ho | <input type="checkbox"/> tall | <input type="checkbox"/> short | <input type="checkbox"/> funny  | <input type="checkbox"/> friendly | <input type="checkbox"/> talkative | <input type="checkbox"/> quiet    |
| 2. Ryan   | <input type="checkbox"/> tall | <input type="checkbox"/> short | <input type="checkbox"/> funny  | <input type="checkbox"/> serious  | <input type="checkbox"/> friendly  | <input type="checkbox"/> shy      |
| 3. Angela | <input type="checkbox"/> thin | <input type="checkbox"/> heavy | <input type="checkbox"/> pretty | <input type="checkbox"/> shy      | <input type="checkbox"/> nice      | <input type="checkbox"/> friendly |
| 4. Helen  | <input type="checkbox"/> thin | <input type="checkbox"/> heavy | <input type="checkbox"/> quiet  | <input type="checkbox"/> shy      | <input type="checkbox"/> serious   | <input type="checkbox"/> funny    |

**B** Write five yes/no questions about the people in part A. Then ask a partner the questions.

Is Min-ho friendly?  
Is Ryan tall?

## UNIT II. WHERE ARE YOU FROM? WORKBOOK

### Cities and countries

**A** Find and circle these countries in the puzzle.

<input checked="" type="checkbox"/> Argentina	<input type="checkbox"/> India
<input type="checkbox"/> Brazil	<input type="checkbox"/> Japan
<input type="checkbox"/> Canada	<input type="checkbox"/> Mexico
<input type="checkbox"/> China	<input type="checkbox"/> South Korea
<input type="checkbox"/> Colombia	<input type="checkbox"/> Turkey




S	C	M	H	P	F	W	F	B	R
M	O	H	C	J	L	V	P	L	O
E	L	U	I	M	E	X	I	C	O
H	O	S	T	N	X	Z	X	J	F
I	M	K	I	H	A	A	P	A	A
D	B	T	U	R	K	E	Y	P	I
D	I	M	B	I	M	O	C	A	N
C	A	N	A	D	A	S	R	N	D
U	E	P	D	K	Q	S	N	E	I
C	A	R	G	E	N	T	I	N	A

**B** Where are these cities? Complete the sentences with the countries in part A.

1. Delhi and Mumbai are in India.
2. Shanghai is in china
3. Tokyo is in Japan
4. São Paulo and Rio are in brazil
5. Seoul and Daejeon are in Korea
6. Buenos Aires is in argentina
7. Vancouver and Ottawa are in Canada
8. Istanbul is in turkey

Complete the conversations with am, 'm, are, 're, is, or 's.



1. A: Are you and your family from South Korea?  
 B: No, we are not.  
 We are from China.  
 A: Oh, so you are from China.  
 B: Yes, I am . I am from Shanghai.



2. A: His Brazil in Central America, Dad?  
 B: No, it not not. It is in South America.  
 A: Oh. are we from Brazil, Dad?  
 B: Yes, we are . We are from Brazil originally, but we are here in the U.S. now.



3. A: it this your wallet?  
 B: Yes, it is . Thanks.  
 A: And are these your pictures?  
 B: Yes, they are .  
 A: Well, they are very nice pictures.  
 B: Thank you!



4. A: His your English teacher from the U.S.?  
 B: No, she is not. She is from Canada. Montreal, Canada.  
 A: His English her first language?  
 B: No, it is not. Her first language is French.




Answer the questions.



1. A: Is he from Brazil?  
B: No, he's not. He's from Ireland.



2. A: Are they from India?  
B: Yes, they are



3. A: Is she from Canada?  
B: No, she's not



4. A: Is she in Mexico?  
B: No, she's, not



5. A: Are they in Jakarta?  
B: No, They not



6. A: Are they in Australia?  
B: Yes, They are

**Spell the numbers.**

- 1. 11 eleven
- 2. 15 Fifteen
- 3. 50 fifty
- 4. 101 one hundred one
- 5. 24 twenty four

- 6. 13 thirteen
- 7. 70 seventy
- 8. 30 thirty
- 9. 19 nineteen
- 10. 90 ninety

**Complete the conversations with the correct responses.**



- 1. A: Where are they from?  
 B: She's from the U.S., and he's from the U.K.
  - She's Gwyneth Paltrow, and he's Chris Martin.
  - She's from the U.S., and he's from the U.K.
- 2. A: Is your first language English?  
 B: \_\_\_\_\_
  - No, it's Japan.
  - No, it's Japanese.
- 3. A: What are they like?  
 B: \_\_\_\_\_
  - They're very nice.
  - They're in London.
- 4. A: Who's that?  
 B: \_\_\_\_\_
  - He's the new math teacher.
  - It's my new cell phone.
- 5. A: Where are Tony and his family?  
 B: \_\_\_\_\_
  - They're in the U.S. now.
  - They're from São Paulo.
- 6. A: How old is he now?  
 B: \_\_\_\_\_
  - It's twenty-eight.
  - He's twenty-eight.
- 7. A: What's Marrakech like?  
 B: \_\_\_\_\_
  - It's in Morocco.
  - It's very interesting.

**Descriptions**

**A** Write sentences about the people in the pictures. Use the words in the box.



Donna



Margo

- |  |   |
|--|---|
| <input type="checkbox"/> cute                | <input type="checkbox"/> serious        |
| <input checked="" type="checkbox"/> friendly | <input type="checkbox"/> short          |
| <input type="checkbox"/> funny               | <input checked="" type="checkbox"/> shy |
| <input type="checkbox"/> handsome            | <input type="checkbox"/> smart          |
| <input type="checkbox"/> heavy               | <input type="checkbox"/> talkative      |
| <input type="checkbox"/> pretty              | <input type="checkbox"/> tall           |
| <input type="checkbox"/> quiet               | <input type="checkbox"/> thin           |

1. Donna is shy.  
Margo is friendly.



Ike



Barb



Oscar



Felix



Jackie

Cindy

2. Ike is handsome.  
Barb is pretty.  
3. Oscar is heavy.  
Felix is thin.  
4. Jackie is talkative.  
Cindy is quiet.



Roy



Will



Jeff



Matt



Peggy

Teddy

5. Roy is funny.  
Will is serious.  
6. Jeff is tall.  
Matt is short.  
7. Peggy is smart.  
Teddy is cute.

**B** Answer the questions.

1. Is Jeff tall? Yes, he is.  
2. Is Barb pretty? Yes, she is  
3. Is Oscar thin? No, He's not  
4. Is Margo shy? No, She's, not  
5. Are Oscar and Felix male? Yes, they, are  
6. Are Margo and Donna old? No, they're not  
7. Are you talkative? Yes, I am  
8. Are you serious? No, I'm not

Complete the conversations. Use the words in the boxes.

<input checked="" type="checkbox"/> he's	<input checked="" type="checkbox"/> is	<input checked="" type="checkbox"/> what's
<input type="checkbox"/> his	<input type="checkbox"/> not	<input checked="" type="checkbox"/> where

1. A: Connie, what's your boyfriend like?  
 B: he's very nice. his name is Tommy Ho. I call him Tom.  
 A: where is he from? is he from China?  
 B: No, he's is. He's from Singapore.




<input type="checkbox"/> are	<input checked="" type="checkbox"/> my	<input checked="" type="checkbox"/> we're
<input type="checkbox"/> her	<input checked="" type="checkbox"/> we	<input checked="" type="checkbox"/> what's

2. A: Marco, are you and Rita from Puerto Rico?  
 B: Yes, we are. we're from San Juan.  
 A: what's your first language?  
 B: my first language is Spanish, but Rita's first language is English. her parents are from New York originally.

Answer the questions. Use your own information.


- Where are you from?  
I'm from Mexico
- What's your first language?  
my first language is Spanish
- How are you today?  
I'm fine
- Where is your teacher from?  
\_\_\_\_\_
- What is your teacher like?  
He's very nice
- What are you like?  
I'm cool

A  Listen and practice.

## CLOTHES FOR WORK



## CLOTHES FOR LEISURE



B Complete the chart with words from part A.

### Clothes for warm weather



short  
T-shirt  
cap  
sneaker

### Clothes for cold weather



hat  
sweater  
gloves  
boot

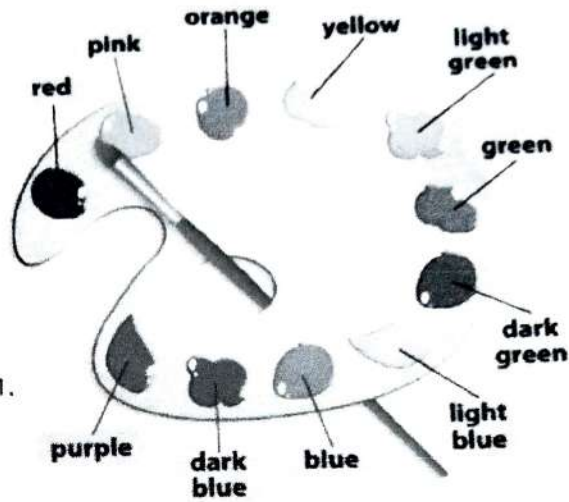
C PAIR WORK Look around the classroom. What clothes do you see? Tell a partner.

"I see jeans, a sweater, boots, and . . ."

### 3.2.- Colors

#### COLORS

A Listen and practice.



B GROUP WORK Ask about favorite colors.

A: What are your favorite colors?  
 B: My favorite colors are dark green and purple.

C GROUP WORK Describe the clothes in Exercise 1.

A: The suit is beige.  
 B: The pajamas are light blue.

#### CONVERSATION *It's a disaster!*

Listen and practice.

Pat: Great! Our clothes are dry.  
 Where is my new blouse?  
 Julie: What color is it?  
 Pat: It's white.  
 Julie: Here's a light blue blouse.  
 Is it yours?  
 Pat: No, it's not mine. . . . Wait.  
 It is mine. It's a disaster!  
 Julie: Oh, no! All our clothes are  
 light blue.  
 Pat: Here's the problem. It's these  
 new blue jeans. Whose  
 jeans are these?  
 Julie: Uh, they're mine. Sorry.



#### PRONUNCIATION *The letters s and sh*

A Listen and practice. Notice the pronunciation of **s** and **sh**.

1. **s**uit      **s**ocks      **s**carf
2. **sh**irt      **sh**orts      **sh**oes

B Read the sentences. Pay attention to the pronunciation of **s** and **sh**.

1. This is **S**andra's new **sh**irt.
2. These are **S**am's purple **sh**oes!
3. Where are my **sh**oes and **s**ocks?
4. My **sh**orts and T-**sh**irts are blue!

### 3.3.- Possessive Adjectives and Pronouns

Possessives	
Adjectives	Pronouns
my	mine
your	yours
These are his socks.	These socks are his.
her	hers
our	ours
their	theirs
	Names
	Pat's blouse (s/)
	Julie's jeans (z/)
	Rex's T-shirt (z/)
	Whose blouse is this? It's Pat's.
	Whose jeans are these? They're Julie's.

A Complete the conversations with the correct words in parentheses. Then practice with a partner.

- A: Hey! These aren't our (our / ours) clothes!

B: You're right. ours (Our / Ours) are over there.
- A: These aren't my (my / mine) gloves. Are they yours (your / yours)?

B: No, they're not mine (my / mine). Ask Sally. Maybe they're hers (her / hers).
- A: Whose (Whose / Yours) T-shirts are these? Are they Julie's and Pat's?

B: No, they're not theirs (their / theirs) T-shirts. But these socks are theirs (their / theirs). And these shorts are your (your / yours).

#### 1 Possessives

- ▶ The noun comes after a possessive adjective: This is **my** T-shirt.
- ▶ Don't include the noun after a possessive pronoun: This T-shirt is **mine**.
- ▶ **Whose** can be used with singular and plural nouns: **Whose** bag is this? **Whose** keys are these?

Complete the conversations. Use the words in the boxes. There are two extra words in each box.

his    mine    my    your    yours    ✓ whose

- A: Whose jacket is this? Is it your, Phil?

B: No, it's not yours. Ask Nick. I think it's his.

her    our    ours    your    yours

- A: These aren't your books. Are they ours?

B: No, they're not her. Maybe they're Young-min's.

her    hers    their    theirs    whose

- A: theirs sweaters are these? Are they Julie's?

B: No, they're not whose sweaters. But these shorts are theirs.

- Listen and practice.

## Weather and Seasons Around the World



- What season is it now?  
 What's the weather like today?  
 What's your favorite season?

Source: Yahoo! Travel

## CONVERSATION *It's really cold!*

- Listen and practice.

- Pat: Oh, no!  
 Julie: What's the matter?  
 Pat: It's snowing! And it's windy, so it's really cold.  
 Julie: Are you wearing your gloves?  
 Pat: No, I'm not. They're at home.  
 Julie: What about your scarf?  
 Pat: It's at home, too.  
 Julie: Well, you're wearing your coat.  
 Pat: But my coat isn't very warm. And I'm not wearing boots!  
 Julie: Let's take a taxi.  
 Pat: Good idea!





## 2 Present continuous statements; conjunctions

- ▶ The present continuous is the present of *be* + verb + *-ing*: **It's raining.**  
**She's wearing** shoes.
- ▶ The two negative contractions mean the same: **He's not/He isn't** wearing a coat. **We're not/We aren't** wearing gloves.

Change the affirmative sentences to negative sentences. Change the negative sentences to affirmative sentences.

1. Mr. and Mrs. Lee are wearing hats. Mr. and Mrs. Lee aren't wearing hats.
2. It isn't raining. It is raining.
3. I'm wearing sunglasses. I'm wearing sunglasses.
4. You're wearing a new suit. You're wearing a new suit.
5. Michiko isn't wearing gloves. Michiko isn't wearing gloves.

A Complete these sentences. Then compare with a partner.



My name is Claire. I am wearing a green suit today. I am wearing high heels, too. It's raining, but I am not wearing a raincoat.



It's very hot today. Toshi and Noriko are wearing shorts and T-shirts. It's really sunny, so they are wearing sunglasses.



Phil is wearing a suit today - he is wearing pants and a jacket. He is wearing a light blue shirt, but he isn't wearing a tie.



It's cold today, but Kathy isn't wearing a coat. She is wearing gloves and a hat. She isn't wearing boots. She is wearing sneakers.

3.5.- Present continuous yes/no questions

Present continuous yes/no questions

Are you wearing gloves?	Yes, I <b>am</b> .	No, I'm <b>not</b> .
Is she wearing boots?	Yes, she <b>is</b> .	No, she's <b>not</b> ./No, she <b>isn't</b> .
Are they wearing sunglasses?	Yes, they <b>are</b> .	No, they're <b>not</b> ./No, they <b>aren't</b> .

**B PAIR WORK** Ask and answer these questions about the people in part A.

- |   |   |
|---|---|
| 1. Is Claire wearing a green suit? <i>yes, she is</i> | 7. Is Phil wearing brown pants? <i>No, he's not</i>     |
| 2. Is she wearing a raincoat? <i>No, she's not</i>    | 8. Is he wearing a blue shirt? <i>Yes, he is</i>        |
| 3. Is she wearing high heels? <i>yes, she is</i>      | 9. Is he wearing a tie? <i>No, he isn't</i>             |
| 4. Are Toshi and Noriko wearing swimsuits? <i>No</i>  | 10. Is Kathy wearing boots? <i>No, she isn't</i>        |
| 5. Are they wearing jackets? <i>No, they aren't</i>   | 11. Is she wearing a coat? <i>No, she isn't</i>         |
| 6. Are they wearing sunglasses? <i>yes, they are</i>  | 12. Is she wearing a hat and gloves? <i>Yes, she is</i> |

A: Is Claire wearing a green suit?  
 B: Yes, she is. Is she wearing a raincoat?  
 A: No, she's not. OR No, she isn't.

**adjective + noun**

My suit is black.  
 I'm wearing a **black suit**.

**C** Write four more questions about the people in part A. Then ask a partner the questions.


**3 Present continuous yes/no questions; adjective + noun**

- ▶ In questions, the present continuous is *be + subject + verb + -ing*: Is it raining?  
**Are you wearing brown shoes?**
- ▶ Adjectives can come before nouns or after the verb *be*: He's wearing a **blue hat**.  
 His hat **is blue**.
- ▶ Adjectives don't have a plural form: a **green hat**; two **green hats**

Write questions using the words in parentheses. Then complete the responses.

- |   |   |
|---|---|
| 1. A: <u>Is he wearing a gray suit?</u> (wear, gray suit)<br>B: No, he <u>isn't</u> . | 3. A: <u>Am you wearing sunglasses?</u> (wear, sunglasses)<br>B: Yes, I <u>am</u> . |
| 2. A: <u>Are you wearing boots?</u> (wear, brown boots)<br>B: No, we <u>are not</u> . | 4. A: <u>Is it raining?</u> (rain)<br>B: Yes, it <u>is</u> .                        |

## LISTENING *He's wearing a T-shirt!*

**A**  Listen. Write the names **Bruce, Beth, Jon, Anita,** and **Nick** in the correct boxes.

Beth	Nick	Jon	Anita	Bruce
------	------	-----	-------	-------

**B GROUP WORK** Ask questions about the people in the picture.

- A: Is Bruce wearing a light brown jacket?  
 B: Yes, he is.  
 C: Is he wearing a tie?

**C GROUP WORK** Write five questions about your classmates. Then ask and answer the questions.


Are Sonia and Paulo wearing jeans?  
 Is Paulo wearing a red shirt?



WORKBOOK

Label the clothes. Use the words in the box.

- |                                 |                                     |   |                                 |                                   |                                   |
|---------------------------------|-------------------------------------|---|---------------------------------|-----------------------------------|-----------------------------------|
| <input type="checkbox"/> belt   | <input type="checkbox"/> cap        | <input type="checkbox"/> jacket           | <input type="checkbox"/> shorts | <input type="checkbox"/> sneakers | <input type="checkbox"/> swimsuit |
| <input type="checkbox"/> blouse | <input type="checkbox"/> high heels | <input checked="" type="checkbox"/> scarf | <input type="checkbox"/> skirt  | <input type="checkbox"/> socks    | <input type="checkbox"/> T-shirt  |



What clothes don't belong? Check (✓) the things.

For work	For leisure	For cold weather	For warm weather
<input type="checkbox"/> shirt	<input type="checkbox"/> T-shirt	<input checked="" type="checkbox"/> boots	<input type="checkbox"/> swimsuit
<input checked="" type="checkbox"/> shorts	<input type="checkbox"/> shorts	<input checked="" type="checkbox"/> scarf	<input checked="" type="checkbox"/> T-shirt
<input type="checkbox"/> tie	<input type="checkbox"/> suit	<input checked="" type="checkbox"/> shorts	<input checked="" type="checkbox"/> boots
<input type="checkbox"/> belt	<input type="checkbox"/> sneakers	<input checked="" type="checkbox"/> pants	<input checked="" type="checkbox"/> sneakers
<input checked="" type="checkbox"/> swimsuit	<input type="checkbox"/> jeans	<input checked="" type="checkbox"/> sweater	<input checked="" type="checkbox"/> shorts
<input type="checkbox"/> shoes	<input type="checkbox"/> gloves	<input checked="" type="checkbox"/> gloves	<input type="checkbox"/> sweater
<input type="checkbox"/> jacket	<input type="checkbox"/> high heels	<input type="checkbox"/> T-shirt	<input checked="" type="checkbox"/> cap

What things in your classroom are these colors? Write sentences.

- |            |       |        |        |       |        |
|------------|-------|--------|--------|-------|--------|
| light blue | black | green  | pink   | red   | yellow |
| dark blue  | gray  | orange | purple | white | brown  |

1. My desk is brown.
2. Celia's bag is purple.
3. my pen is pink
4. my short is white
5. my blouse is gray
6. my sneakers are brown
7. my cellphone is light blue
8. \_\_\_\_\_
9. \_\_\_\_\_
0. \_\_\_\_\_



Whose clothes are these?



Tiffany




Jade



Daniel

A Complete the conversations.



1. A: Whose hat is this ? B: It's Daniel's .  
 2. A: Whose ski boots ? B: it's Tiffany's .  
 3. A: Whose boots are these ? B: they're Jade.



4. A: Whose sneakers are these ? B: They are Daniels .  
 5. A: Whose heel are these ? B: They are Tiffany's .  
 6. A: Whose blouse is this ? B: It is Jade's .

B Complete the conversations with the correct words in parentheses.

1. A: Whose (Whose / His) T-shirt is this? Is it Lisa's?  
 B: No, it's not hers (her / hers). It's mine (my / mine).  
 2. A: Are these your (your / yours) jeans?  
 B: No, they aren't mine (my / mine) jeans. Let's ask Keith.  
 I think they're his (his / he's).  
 3. A: Are these Annie's and Jennifer's socks?  
 B: No, they aren't theirs (their / theirs). They're your (your / yours).  
 A: I don't think so. These socks are white, and mine (my / mine) are blue.

What season is it? How is the weather? Write two sentences about each picture.



1. It's winter.  
It's very cold.



2. It's fall  
It's raining day



3. It's summer  
It's sunny



4. It's fall  
It's very wind



5. It's summer  
It's very hot



6. It's winter  
It's very cold



**Waiting for the bus**

**A** Write sentences. Use the words in parentheses.



Todd

Alicia

Chul-woo

Maya

Maggie

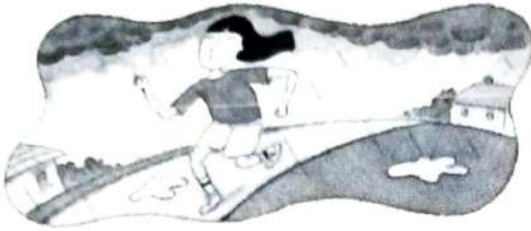
Hugo

1. Hugo is wearing a tie. (tie)
2. Todd and Alicia are wearing boots. (boots)
3. chul-woo is wearing a t-shirt (T-shirt)
4. maggie is wearing a skirt (skirt)
5. maya is wearing a dress (dress)
6. chu-woo is wearing sneakers (sneakers)
7. Todd is wearing a scarf (scarf)
8. Todd and hugo are wearing hats (hats)

**B** Correct the false sentences.

1. Chul-woo is wearing jeans.  
No, he isn't. / No, he's not. He's wearing shorts.
2. Maggie and Hugo are wearing raincoats.  
No, they're not, they are wearing suits
3. Alicia is wearing a skirt.  
No, she isn't, she's wearing jeans
4. Maya is wearing pajamas.  
No, she isn't, she's wearin a dress
5. Alicia and Maggie are wearing T-shirts.  
No, they're not, they are wearing blouses
6. Todd and Hugo are wearing shorts.  
No, they're not, they are wearing pants

Complete the sentences.



1. My name's Jane. I am wearing a T-shirt and shorts. I 'm wearing sneakers, too. It 's raining, but I 'm not wearing a raincoat.



2. It 's snowing, but Amy isn't wearing boots - she is wearing high heels. She isn't wearing gloves, and she is wearing a hat.



3. It's very hot. Tom and Sue aren't wearing sweaters today. They are wearing pants. It's sunny, so Sue is wearing a hat, and Tom is wearing sunglasses.



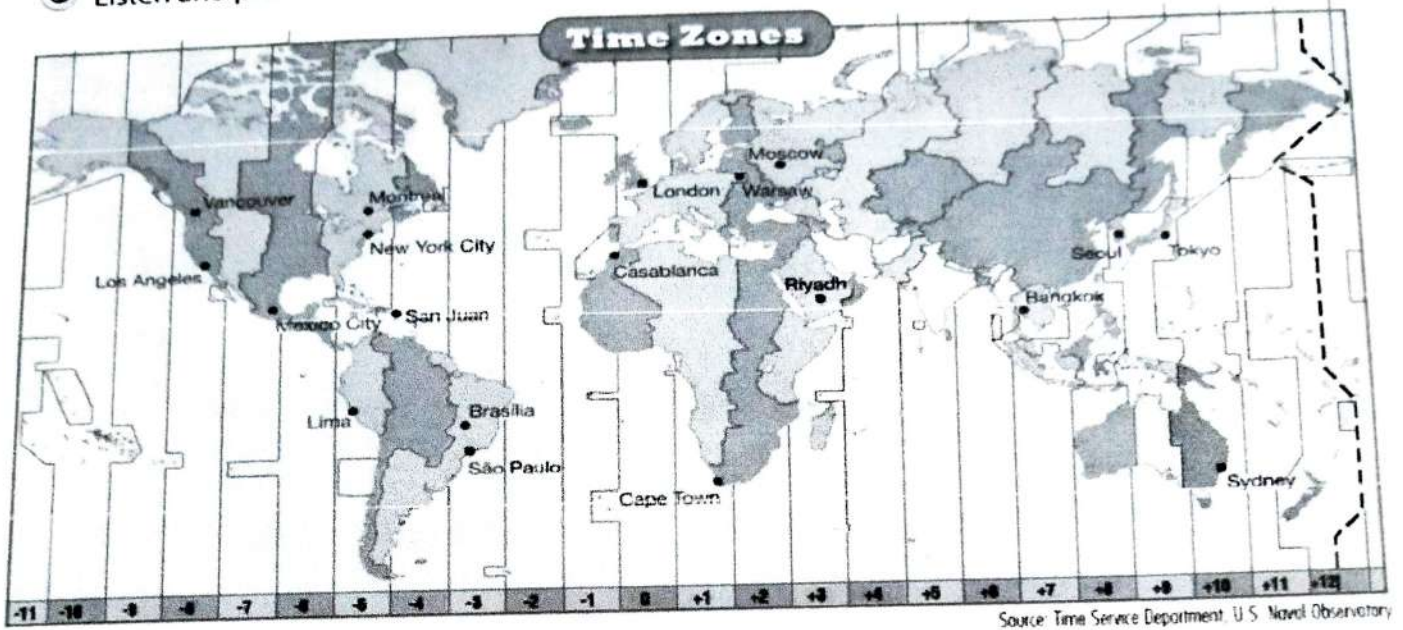
4. Roger is wearing a suit. He isn't wearing a belt, but he is wearing a tie. He is wearing shoes and socks. It's very windy.

Complete these sentences with **and**, **but**, or **so**.

1. He's wearing jeans and sneakers, and he's wearing a T-shirt.
2. It's very cold outside, but I'm not wearing a coat.
3. Her skirt is blue, and her blouse is blue, too.
4. It's raining, so I need an umbrella.
5. He's wearing an expensive suit, but he's wearing sneakers.
6. It's summer and it's very sunny, so it's hot.

### 3.6.- Telling the time

🎧 Listen and practice.



Which cities are in the same time zones?  
Which cities are in your time zone?

## CONVERSATION What time is it there?

🎧 Listen and practice.

Debbie: Hello?

John: Hi, Debbie. This is John.  
I'm calling from Australia.

Debbie: Australia?

John: I'm at a conference in Sydney.  
Remember?

Debbie: Oh, right. What time is it there?

John: It's 10:00 P.M. And it's four o'clock  
there in Los Angeles. Right?

Debbie: Yes - four o'clock in the morning!

John: 4:00 A.M.? Oh, I'm really sorry.

Debbie: That's OK. I'm awake ... now.



## What time is it?



It's one **o'clock**.  
1:00



It's one-oh-five. 1:05  
It's five **after** one.



It's one-fifteen. 1:15  
It's **a quarter after** one.



It's one-thirty.  
1:30



It's one-forty.  
It's twenty **to** two. 1:40



It's one forty-five. 1:45  
It's **a quarter to** two.


## A PAIR WORK Look at these clocks. What time is it?



2:20




6:50



8:40



11:05



3:00



4:30

A: What time is it?  
B: It's twenty after two. OR It's two-twenty.

## IS IT A.M. OR P.M.?



It's seven (o'clock)  
**in the morning.**  
It's 7:00 **A.M.**



It's twelve (o'clock).  
It's 12:00 **P.M.**  
It's **noon.**



It's four (o'clock)  
**in the afternoon.**  
It's 4:00 **P.M.**



It's seven (o'clock)  
**in the evening.**  
It's 7:00 **P.M.**



It's ten (o'clock) **at night.**  
It's 10:00 **P.M.**



It's twelve (o'clock) **at night.**  
It's 12:00 **A.M.**  
It's **midnight.**

**1 What time is it? / Is it A.M. or P.M.?**

▶ Remember: you can say times different ways: 1:15 = *one-fifteen* OR *a quarter after one*.

Write each sentence in a different way.

1. It's a quarter to four. *It's three forty-five*
2. It's 12:00 P.M. *It's noon*
3. It's six-fifteen. *It's fifteen after six*
4. It's ten o'clock at night. *It is 10:00 pm*
5. It's three-oh-five. *It's five after three*
6. It's twenty-five to eleven. *It's 10:35 pm*
7. It's one o'clock in the morning. *1:00*
8. It's midnight. *12 am*

**B PAIR WORK** Say each time a different way.

- |  |                    |
|--|--------------------|
| 1. It's nine o'clock in the evening. <i>"It's 9:00 P.M."</i> | 5. It's 3:00 A.M.  |
| 2. It's eight o'clock in the morning. <i>It's 8:00 am</i>    | 6. It's 6:00 P.M.  |
| 3. It's twelve o'clock at night. <i>It's 12:00 am</i>        | 7. It's 4:00 P.M.  |
| 4. It's three in the afternoon. <i>It's 3:00 pm</i>          | 8. It's 12:00 P.M. |

**LISTENING** *It's 4:00 P.M. in Vancouver.*




🎧 Tracy and Eric are calling friends in different parts of the world. Listen. What time is it in these cities?

City	Time
Vancouver	<i>4:00 p.m</i>
Bangkok	.....
London	.....
Tokyo	.....
São Paulo	.....

**CONVERSATION** *I'm really hungry!*

🎧 Listen and practice.

Steve: Hi, Mom.  
 Mom: What are you doing, Steve?  
 Steve: I'm cooking.  
 Mom: Why are you cooking now?  
 It's two o'clock in the morning!  
 Steve: Well, I'm really hungry!  
 Mom: What are you making?  
 Steve: Pizza.  
 Mom: Oh? What kind?  
 Steve: Cheese and mushroom.  
 Mom: That's my favorite! Now I'm getting hungry. Let's eat!



**PRONUNCIATION** *Rising and falling intonation*

A 🎧 Listen and practice. Notice the intonation of the yes/no and Wh-questions.

Is she getting up?  
 Are they sleeping?

What's she doing?  
 What are they doing?

B 🎧 Listen to the questions. Draw a rising arrow (↗) for rising intonation and a falling arrow (↘) for falling intonation.

1. ↗ ..... 2. ↘ ..... 3. ↘ ..... 4. ↗ ..... 5. .... 6. ....

3.7.- Present continuous Wh-questions

**GRAMMAR FOCUS** Present continuous Wh-questions



Los Angeles 4:00 A.M.

**What's Victoria doing?**  
She's **sleeping** right now.



Mexico City 6:00 A.M.

**What's Marcos doing?**  
It's 6:00 A.M., so he's **getting up**.



New York City 7:00 A.M.

**What are Sue and Tom doing?**  
They're **having** breakfast.



Brasília 9:00 A.M.

**What's Célia doing?**  
She's **going** to work.



London 12:00 noon

**What are Jim and Ann doing?**  
It's noon, so they're **eating** lunch.



Moscow 3:00 P.M.

**What's Andrei doing?**  
He's **working**.



Bangkok 7:00 P.M.

**What's Permsak doing?**  
He's **eating** dinner right now.



Tokyo 9:00 P.M.

**What's Hiroshi doing?**  
He's **checking** his email.



Your city 00:00

**What are you doing?**  
It's . . . I'm . . .

**A PAIR WORK** Ask and answer the questions about the pictures.

1. Who's sleeping now?
2. Who's having breakfast?
3. Where's Andrei working?
4. Where's Hiroshi checking his email?
5. What's Célia wearing?
6. What's Marcos wearing?
7. Why is Marcos getting up?
8. Why are Jim and Ann having lunch?

spelling	
sleep	→ sleeping
get	→ getting (+ t)
have	→ having (- e)

**B GROUP WORK** Write five more questions about the pictures. Then ask and answer your questions in groups.

## 2 Present continuous Wh-questions

- ▶ Use the present continuous to talk about actions that are happening right now: **What are you doing? I'm talking to you!**
- ▶ In questions, the *be* verb comes before the subject: **What are you doing?**
- ▶ To form the continuous of verbs ending in *-e*, drop the *e* and add *-ing*:  
have → having.
- ▶ For verbs ending in vowel + consonant, double the consonant and add *-ing*:  
get → getting.

What are the people doing? Write conversations. Use the words in parentheses.

1. A: What's Steve doing? (Steve)  
B: He's watching TV. (watch TV)
2. A: What are Jon and Megan doing? (Jon and Megan)  
B: They are taking a walk. (take a walk)
3. A: What are you doing? (you)  
B: I'm writing conversations. (write conversations)
4. A: What's Chris doing? (Chris)  
B: He is calling Ashley. (call Ashley)
5. A: What are you and Taylor doing? (you and Taylor)  
B: We are shopping. (shop)
6. A: What's Sara doing? (Sara)  
B: She's having dinner. (have dinner)
7. A: What are Victor and Sam doing? (Victor and Sam)  
B: They're running in the park. (run in the park)
8. A: What are you and Paulo doing? (you and Paulo)  
B: We're chatting online. (chat online)



3.8.- Verbs activities

**WORD POWER** Activities

A Listen and practice. "She's playing tennis."



play tennis



ride a bike



run



swim



take a walk



dance



drive



watch a movie



shop



read



study



watch television

B **PAIR WORK** Ask and answer questions about the pictures in part A.

A: Is she playing soccer?

B: No, she's not.

A: What's she doing?

B: She's playing tennis.

C What's Mary doing? Listen to the sounds and number the actions from 1 to 8.

2 dancing

eating dinner

4 riding a bike

6 swimming

1 driving

3 playing tennis

5 shopping

7 watching television

# WHAT'S WRONG WITH THIS PICTURE?

GROUP WORK What's wrong with this picture? Tell your classmates.

"Ellen is swimming, but she's wearing high heels and a hat!"



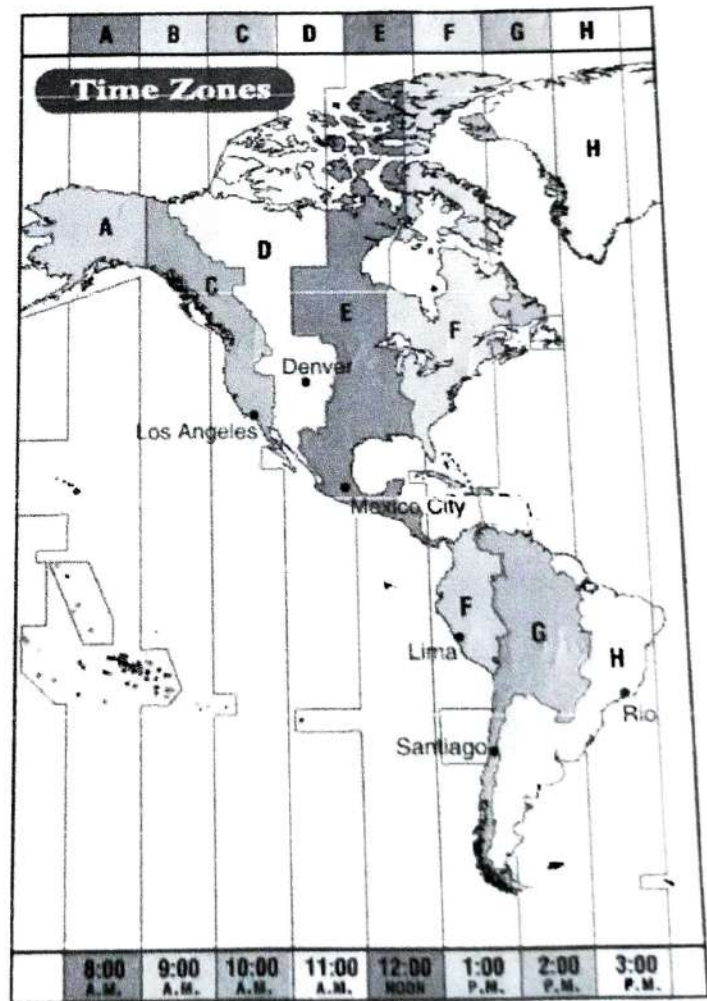
## UNIT III.- WHOSE JEANS ARE THESE? WORKBOOK

*Write each sentence a different way.*

- |                    |                               |
|--------------------|-------------------------------|
| 1. It's midnight.  | It's twelve o'clock at night. |
| 2. It's 4:00 P.M.  | It's four o'clock             |
| 3. It's 9:15 A.M.  | It's nine o fifteen           |
| 4. It's 8:00 P.M.  | It's eight o'clock            |
| 5. It's 10:45 P.M. | It's ten o forty five         |
| 6. It's 3:30 P.M.  | It's thirty past three        |
| 7. It's 6:00 P.M.  | It's six o'clock              |
| 8. It's 12:00 P.M. | It's twelve o'clock           |

*What time is it in each city? Write the time in two different ways.*

1. It's 10:00 a.m. in Los Angeles.  
It's ten o'clock in the morning.
2. It's 11:00 a.m. in Denver
3. It's 12:00 p.m. in Mexico
4. It's 1 p.m. in Lima
5. It's 2 p.m. in Santiago
6. It's 3 p.m. in Rio




What time is it? Use the sentences in the box.


- It's five-oh-five.     
  It's twenty after nine.     
  It's ten to eight.  
 It's a quarter after one.     
  It's eight after six.     
  It's a quarter to three.




1. It's twenty after nine.




2. It's ten to eight



3. It's a quarter after one



4. It's five-oh-five



5. It's a quarter to three



6. It's eight after six


Complete the crossword puzzle. Write each time a different way.

Across (→)

- 1 It's five in the morning. It's five am.  
 4 It's 4:15. It's a quarter after four.  
 7 It's twelve A.M. It's midnight.  
 8 It's 8:00 P.M. It's eight in the evening.  
 9 It's twelve P.M. It's noon.

Down (↓)

- 2 It's 7:00 A.M. It's seven in the morning.  
 3 It's 3:30. It's three-thirty.  
 4 It's 4:00 P.M. It's four in the afternoon.  
 5 It's 1:15. It's one-fifteen.  
 6 It's 3:45. It's a quarter to four.  
 10 It's 11:00 P.M. It's eleven at night.



What are these people doing? Write sentences. Use the words in the box.

- |  |                                      |   |
|--|--------------------------------------|---|
| <input type="checkbox"/> dance             | <input type="checkbox"/> read a book | <input checked="" type="checkbox"/> sleep |
| <input type="checkbox"/> drive             | <input type="checkbox"/> ride a bike | <input type="checkbox"/> swim             |
| <input type="checkbox"/> play a video game | <input type="checkbox"/> shop        | <input type="checkbox"/> take a walk      |



1. She's sleeping.



2. he is swimming



3. The are playing a video game




4. she is riding a bicycle



5. They are buying in a store



6. he went for a walk



7. He is driving



8. she's reading a book



9. They are dancing

Answer these questions.



1. Is Debbie getting up?

No, she's not. She's sleeping.



2. Are Kelly and Tony taking a walk?

No, they're not. They're shopping.



3. Are Dan and Megan studying?

No, they're not. They are dancing.



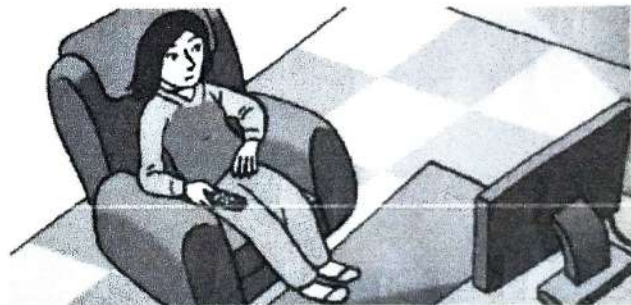
4. Is Carmen driving a car?

No, she's not, she's riding a bike.




5. Is Bill playing tennis?

No, she's not, she's in a hurry.



6. Is Michiko checking her email?

No, she's not, she's watching tv.



7. Is Claire watching television?

No, she's not, she's reading.



8. What about you? Are you sleeping?

No, I'm not doing my homework.

Write questions about these people. Use the words in parentheses.  
Then answer the questions.



- |   |   |
|---|---|
| <p>1. A: <u>Is Terry wearing shorts?</u><br/>(Terry / wear shorts)</p> <p>B: <u>No, he's not. He's wearing jeans.</u></p> <p>2. A: <u>Is Tai-lin wearing a rain coat?</u><br/>(Tai-lin / wear a raincoat)</p> <p>B: <u>Yes, she is.</u></p> <p>3. A: <u>Is Maria talking?</u><br/>(Maria / talk on the phone)</p> <p>B: <u>No, she aren't not glc sleeping</u></p> <p>4. A: <u>Are Terry and Helen eating?</u><br/>(Terry and Helen / eat)</p> <p>B: <u>No they aren't<br/>They are dancing</u></p> | <p>5. A: <u>Are Pedro and Sonia</u><br/>(Pedro and Sonia / watch television)</p> <p>B: <u>No, they're not</u></p> <p>6. A: <u>Are Tai-lin and Brandon</u><br/>(Tai-lin and Brandon / eat pizza)</p> <p>B: <u>Yes, they are</u></p> <p>7. A: <u>Is Carlos chatting?</u><br/>(Carlos / chat online)</p> <p>B: <u>No, he's not</u></p> <p>8. A: <u>Is Maria wearing?</u><br/>(Maria / wear boots)</p> <p>B: <u>No, she's not</u></p> |
|---|---|

Write questions and answers. Use What + doing and the words in parentheses.

1. A: What are you and Ricky doing? (you and Ricky)  
B: We're eating pizza (eat pizza)
2. A: What's Michael doing? (Michael)  
B: He's cooking dinner. (cook dinner)
3. A: What are Ronald and Lucy? (Ron and Lucy)  
B: Let's go for a walk (take a walk)
4. A: What is Julia watching? (Julie)  
B: Rose doesn't want to get up (get up)
5. A: What is eating Mary? (Mary)  
B: He is workin in shop (shop)
6. A: What do bella and hank dance? (Belle and Hank)  
B: You want to go see a movie (watch a movie)
7. A: What do you need Steven? (Steven)  
B: She wants to study math (study math)
8. A: What do you do with it? (you)  
B: He is studying english (study English)
9. A: What are you and emma doing? (you and Emma)  
B: He is at a small dinner (have lunch)
10. A: What do I want ? (I)  
B: They are about to finish this exercise (finish this exercise)



What are you doing? What are your friends doing? Write sentences.

1. I am doing my homework
2. I am reading
3. my friends are playing football
4. my friends are in class
5. My friends are eating
6. \_\_\_\_\_