


SECOND CLASS


Lic. Fernanda Campos




PRONOUNS



Subject pronouns



Object pronouns



Demonstrative pronouns





**I, You, He, She,
It, They**

replace the subject of the sentence.


**Me, You, Him, Her,
It, Us, Them**

replace the object of the sentence.

**This, That,
These, Those**

refer to specific things based on distance.

Carmen play with the ball, Do you see carmen?




EXERCISE



fill in the blanks with the correct pronouns

1. _____ loves to play soccer. Can you see _____ on the field?
2. My brother is very talented. _____ plays the guitar, and _____ sings beautifully.
3. I have a dog. _____ is very friendly and loves to play with _____.
4. Maria and I are going to the movies. Would you like to join _____ ?
5. The teacher gave _____ a book. _____ is very interesting.
6. John and Sarah are my friends. I often hang out with _____ .
7. This is my favorite shirt. I bought _____ last week.
8. Look at those birds! _____ are so beautiful.
9. My sister is studying hard. _____ wants to pass her exams.
10. I saw a movie yesterday. _____ was really good, and _____ recommended it to me.



UNDERLINE PRONOUNS

Anna: Hi, Tom! Did you see my new backpack?

Tom: Yes, I did! It looks great. Where did you buy it?

Anna: I bought it at the mall. This is my favorite color.

Tom: I like it too! Are you going to use it for school?

Anna: Yes, I am. I need it for my books and my laptop.


Tom: That's a good idea. I need to get a new one as well.

Anna: You should check out that store. They have a lot of options.







ON




OVER



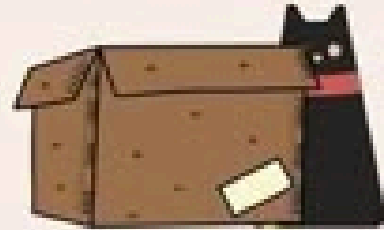
IN FRONT OF




IN




UNDER



BEHIND



NEXT TO




BETWEEN



PREPOSITIONS OF PLACE

Describe the location of objects in relation to one another.





**DESCRIBE WHERE ITEMS
ARE LOCATED IN A ROOM
USING PREPOSITIONS.**

5 objects

READ AND DRAW

Listen carefully to the following description of a room and draw a simple diagram based on the prepositions used.

Description

Welcome to my living room!

As you enter, you will see a large sofa in the center of the room. It is facing the television, which is mounted on the wall.

There is a coffee table in front of the sofa.

On the coffee table, there are some magazines and a remote control.

To the left of the sofa, there is a tall bookshelf filled with books.


On the right side of the room, you will find a small desk with a lamp on it.

The desk is next to a window, and you can see a beautiful garden outside.

In the corner of the room, there is a cozy armchair.

A small rug is placed under the coffee table, and there are some plants next to the armchair.

The walls are painted light blue, and there are several pictures hanging above the sofa.



DEMONSTRATIVE PRONOUNS

1. This

- English: This is my book.
- Spanish: Este es mi libro.

2. These





- English: These are my friends.
- Spanish: Estos son mis amigos.

3. That

- English: That is your car over there.
- Spanish: Ese es tu coche allá.

4. Those

- English: Those are my favorite shoes.
- Spanish: Esos son mis zapatos favoritos.

	Cerca	Lejos
Singular	<p><u>THIS</u></p> 	<p><u>THAT</u></p> 
Plural	<p><u>THESE</u></p> 	<p><u>THOSE</u></p> 

**Envía tus ejercicios a este correo
para revisar tu comprensión del
tema**

fernandacamposmm@gmail.com

