

UNIT 1. INTRODUCTION - IT'S NICE TO MEET YOU

1.1.- The verb be

I'm Jennifer Miller.	Are you Steven Connor?	I'm = I am
You're in my class.	Yes, I am	You're = You are
She's in our class. (Jennifer is in our class.)	No, I'm not	He's = He is
He's over there. (Steven is over there.)	How are you?	She's = She is
It's Miller. (My last name is Miller.)	I'm fine.	It's = It is

A Complete the conversation with the correct words in parentheses. Then practice with a partner.

David: Hello, Jennifer. How are (is / are) you?
 Jennifer: I'm fine (She's / I'm) fine, thanks.
 David: It's (I'm / It's) sorry - what's your name again?
 Jennifer: He's (He's / It's) David - David Medina.
 Jennifer: That's right! David, this is (is / am) Sarah Conner.
 David: Hi, Sarah. It's (I'm / It's) nice to meet you.
 Sarah: Hi, David. I think you're (you're / I'm) in my English class, too.
 David: Oh, right! Yes, I am (are / am).

2 The verb be

- ▶ In questions, the *be* verb comes before the noun or pronoun: **Is he** your teacher?
- ▶ Don't use contractions in short answers with Yes: Are you in my class? Yes, **I am**. (NOT: Yes, I'm.)

Complete the conversations. Use the words in the box.

am	I'm	it's	she's
✓ are	I am	I'm not	you you're

1. A: Excuse me. Are you Patty Wilson?
 B: No, I'm not. She's over there.
 A: OK. Thanks.

2. A: Hi. Are you Patty Wilson?
 C: Yes, am.
 A: Oh, good. You're Sergio Baez. It's in my English class.
 C: Yes, I am. I'm nice to meet you, Sergio.

1.2.- Possessive Adjectives

My, your, his, her		What's = What is
What's your name?	My name is Taylor.	
What's his name?	His name is Michael.	
What's her name?	Her name is Jennifer.	

A Complete the conversations. Use *my, your, his, or her*.



1. A: Hello. What's your name?
 B: Hi. my name is Antonio.
 What's his name?
 A: His name is Nicole.



2. A: What's her name?
 B: His name is Michael.
 A: And what's his name?
 B: Her name is Jennifer.

1 My, your, his, her

► Use *his* with males and *her* with females: **His** name is David. (NOT: Her name is David.) **Her** name is Maria. (NOT: His name is Maria.)

Complete the conversations with *my, your, his, or her*.

1. A: Hello. My name is Carlos.
 B: Hi, Carlos. What's your last name?
 A: It's Gonzales.
 B: How do you spell your last name? Is it G-O-N-Z-A-L-E-Z?
 A: No, it's G-O-N-Z-A-L-E-S. And what's his name?
 B: my name is Bill Powers. Nice to meet you.

2. A: What's Ms. Robinson's first name?
 B: or her first name is Katherine. his nickname is Katie.
 A: I'm sorry. What's his first name again?
 B: It's Katherine. And what's Mr. Weber's first name?
 A: or her first name is Peter.
 B: That's right. And his nickname is Pete.

A Listen and practice.

Jennifer: Excuse me. Are you Steven Carson?

David: No, I'm not. He's over there.

Jennifer: Oh, I'm sorry.

Jennifer: Steven? This is your book.


Steven: Oh, thank you. You're in my class, right?

Jennifer: Yes, I am. I'm Jennifer Miller.

Steven: Hey, David, this is Jennifer. She's in our math class.

David: Hi, Jennifer.

Jennifer: Hi, David. Nice to meet you.



B GROUP WORK Greet a classmate. Then introduce him or her to another classmate.

"Hey, Ming, this is . . ."

B Complete the conversations. Then practice in groups.

Nicole: Excuse me. Are you Steven Carson?

David: No, I'm not. My name is

David Medina. Steven He's over there.

Nicole: Oh, sorry.

Nicole: Are you Steven Carson?

Steven: Yes, I am.

Nicole: Hi, I'm Nicole Johnson.

Steven: Oh, She's in my math class, right?

Nicole: Yes, I am.

Steven: Hi, nice to meet you.

C CLASS ACTIVITY Write your name on a piece of paper. Put the papers in a bag. Then take a different paper. Find the other student.

A: Excuse me. Are you Jin-sook Cho?

B: No, I'm not. She's over there.

A: Hi. Are you Jin-sook Cho?

C: Yes, I am.



1.3.- Article a, an

ARTICLES Classroom objects

A Listen. Complete these sentences with *a* or *an*.

articles

an + vowel sound

a + consonant sound



1. This is a book.



2. This is an eraser.



3. This is an English book.

4. This is a marker.



5. This is a notebook.



6. This is a clock.

1.4.- Use of This and These / It and They

this/these, it/they; plurals




This is a clock.



What's **this**?
It's an earring.

It's = It is
They're = They are



These are clocks.



What **are these**?
They're earrings.

Complete these conversations. Then practice with a partner.



1. A: What are these?
 B: They're keys.




2. A: What is this?
 B: It's a map.



3. A: What are these?
 B: They're bags.



4. A: What is this?
 B: It's a clock.



5. A: What is this?
 B: It's an umbrella.



6. A: What is this?
 B: It's a pair of glasses.

This/these; it/they; plurals

- ▶ Don't use a contraction with *What + are*: **What are these?** (NOT: *What're these?*)
- ▶ Use *this* with singular nouns: **This is a book.** Use *these* with plural nouns: **These are earrings.**

Circle the correct words.

- A: **What's** / **What are** these?
 B: **It's** / **They're** my **earring** / earrings.
- A: **What's** / **What are** **this**?
 B: **It's** / **They're** a / **an** cell phone.
- A: **What's this** / **these**?
 B: **it's** / **They're** a / **an** address book.

Is this your wallet?
Yes, it is. / No, it's not.

Where's your wallet?
It's in my pocket.

Are these your keys?
Yes, they are. / No, they're not.

Where are my keys?
They're on the table.

A Complete these conversations. Then practice with a partner.

1. A: Is this your umbrella?

B: No, it's not.

A: Are these your keys?

B: Yes, they are. Thanks!

2. A: Where are my glasses?

B: Are these your glasses?

A: No, they're not.

B: Wait! It's they in your pocket?

A: Yes, ~~they~~ they're are. Thanks!

3. A: Where are your sunglasses?

B: They're on the table.

A: No, they're not. They're my sunglasses!

B: You're right. My sunglasses it's in my purse.

4. A: Is this my pen?

B: No, it's not. It's my pen.

A: Sorry. It is my pen?

B: they're on your desk.

A: Oh, you're right!

B GROUP WORK Put three of your things in a bag. Then choose three different things. Find the owner of each thing.

A: Is this your pen, Yuko?

B: No, it's not.

A: Are these your keys, Sergio?

C: Let me see. Yes, they are.

2 Yes/No and where questions with be
 ▶ In questions with *where*, the verb comes after *Where*. Where are my sunglasses?
 (not: Where my sunglasses are?)

A Match the questions with the answers.

- | | |
|------------------------------------|---------------------------|
| 1. Is that your wallet? ...c... | a. They're in your purse. |
| 2. Are these your glasses? ...e... | b. No, it's not. |
| 3. Where are my keys? ...a... | c. Oh, yes, it is! |
| 4. Is this your pen? ...b... | d. It's in my pocket. |
| 5. Where's your watch? ...d... | e. No, they're not. |

B Complete the conversation. Use the words in the box.

are they	it is	they are	where
it	it's	this	✓ where's

A: Where's my pen?

B: I don't know. Is they are in your book bag?

A: No, it's not.

B: Is it your pen?

A: Yes, are they. Thanks! Now, this are my keys?

B: Where on your desk?

A: Yes, it is. Thank you!

CONVERSATION Oh, no!

Listen and practice.

Kate: Oh, no! Where are my car keys?

Joe: I don't know. Are they in your purse?

Kate: No, they're not.

Joe: Maybe they're on the table in the restaurant.


Server: Excuse me. Are these your keys?

Kate: Yes, they are. Thank you!

Server: You're welcome. And is this your wallet?

Kate: Hmm. No, it's not. Where's your wallet, Joe?

Joe: It's in my pocket. ... Wait a minute! That is my wallet!







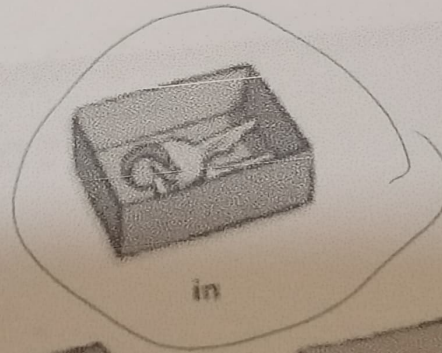
1.5.- Prepositions of place

WORD POWER Prepositions; article the

Listen and practice.

Where are **the** keys?

The keys are **in** the box.



B Complete these sentences. Then listen and check your answers.




1. The books are in the
book bag.




2. The cell phone is next
to the brush.



3. The map is under
the magazine.



4. The chair is behind
the table.



5. The wallet is on top
of the notebook.



6. The sunglasses are in
of the bag.

C PAIR WORK Ask and answer questions about the pictures in part B.

A: Where are the books?

B: They're in the book bag.

A: Where is the cell phone?

B: Next to the brush.

A: Where is the map?

B: Under the magazine.

A: Where is the chair?

B: Behind the table.

A: Where is the wallet?

B: On top of the notebook.

A: Where are the sunglasses?

B: In front of the bag.

WHERE ARE JOE'S THINGS?

PAIR WORK Now help Joe find his things. Ask and answer questions.

briefcase	cell phone	newspaper	umbrella
camera	glasses	notebook	wallet

A: Where's his briefcase?
B: It's on the table.

A: where is the camera?

B: In front of the television.


A: the phone is found?

B: under the table.

A: where is the newspaper?
B: on the table.

A: the umbrella is in?
B: behind the chair.

A: where's the glasses?
B: In the clock.



Progress check

HOW ARE YOU?

A Complete the conversation. Use the sentences and questions in the box.

Matt: Hi. How are you?
 Nicki: I'm fine, thanks. How about you?
 Matt: Pretty good, thanks. My name is Matt Carlson?
 Nicki: And I'm Nicki White.
 Matt: It's nice to meet you, Nicki?
 Nicki: Nice to meet you, too. Oh, are you in my?
 Matt: Yes, I am. English class?
 Nicki: Bueno que tengas un buen?
 Matt: See you in class. dia?






My name is Matt Carlson.
 Oh, are you in my English class?
 How about you?
 ✓ Hi. How are you?
 It's nice to meet you, Nicki.
 Well, have a good day.

B PAIRWORK Practice the conversation from part A. Use your own information. Then introduce your partner to a classmate.

"Malena, this is my friend. His name is Tetsu. ..."

LISTENING What's this? What are these?

Listen to the conversations. Number the pictures from 1 to 6.




WHAT'S WRONG WITH THIS ROOM?

A What's wrong with this room? Make a list. Find 10 things.

The chair is on the desk

- the chairs are under the table.
- the umbrella is behind the painting on the wall.
- the newspaper is hanging on the wall.
- last computer is on top of the yellow cabinet.
- last ball is in trash can.



- under the desk there is a boot.
- the television is hanging in the window.
- the sheets of paper are coming out of the trash can.
- the clock is yellow

B PAIR WORK Ask and answer Where questions about the picture.

A: Where's the chair?

A: the chairs are in

B: It's on the desk.

B: under the table

A: where is the computer?

A: The newspaper is located in

B: it's in the depth of the yellow cabinet

B: hanging on the wall

YES OR NO GAME

Write five yes/no questions about the picture in Exercise 1. Three have "yes" answers, and two have "no" answers. Then ask a partner the questions.

A: Is the chair behind the clock?
B: No, it isn't.

A: It's the umbrella under the desk?
B: No, it isn't

A: It's the journalist above the clock?
B: No, it isn't

A: The umbrella is behind the painting on the wall?
B: Yes, there is this.


A: the newspaper is stuck to the wall?
B: yes, there is this.

A: the television is covering the window?
B: Yes

UNIT I. INTRODUCTION - IT'S NICE TO MEET YOU

WORKBOOK

Complete the conversations. Use my, your, his, or her.



1. A: Hi. What's your name?
B: My name is Carla. And what's Your name?
A: My name is David.



2. A: What's Your name?
B: hi name is Michael.
A: And what's Your name?
B: her name is Sarah.

Choose the correct responses.

1. A: Hi, Daniel.
B: Hello.
• Hello.
• It's nice to meet you.
2. A: My name is Pam Walker.
B: I'm Jake Williams.
• It's Williams.
• I'm Jake Williams.
3. A: Hello, Yuko. How's it going?
B: Fine, thanks.
• Fine, thanks.
• Nice to meet you, too.
4. A: How do you spell your last name?
B: it's rogers.
• R-O-G-E-R-S.
• It's Rogers.
5. A: I'm Bill Delgado.
B: It's nice to meet you.
• Nice to meet you, too.
• It's nice to meet you.



Complete the conversations.




1. A: Hello, Mr. Jones.
B: good morning, Susan.
how are you?
A: Fine OK, thank you.

2. A: Hi. How are You, Mrs. Stein?


B: I'm just Fine, thank you.

How about this is how are
the lord Smith? you nvs

A: Pretty good, thanks.




3. A: How's it is, Tim?
B: Great. how are you doing?
A: Pretty good.



Complete the conversations. Use the words in the box.

<input checked="" type="checkbox"/> am	<input type="checkbox"/> he's	<input type="checkbox"/> I'm not	<input type="checkbox"/> it's	<input type="checkbox"/> you
<input checked="" type="checkbox"/> are	<input type="checkbox"/> I'm	<input checked="" type="checkbox"/> is	<input checked="" type="checkbox"/> me	<input checked="" type="checkbox"/> you're


1. Debra: Excuse me. Are you James Lawson?
 Kevin: No, I'm not. he's over there.
 Debra: Oh, am sorry.
 2. Debra: Excuse me. It's you James Lawson?
 James: Yes, I am.
 Debra: Hi, James. My name is Debra Marks.
 James: Oh, You're in my English class.
 Debra: That's right. I'm nice to meet you.
 James: Nice to meet you, too.



Complete the conversation. Use the questions in the box.

<input type="checkbox"/> What's your name?	<input type="checkbox"/> And what's your email address?
<input type="checkbox"/> And how do you spell your last name?	<input type="checkbox"/> What's your phone number?
<input checked="" type="checkbox"/> Are you Ashley Nevins?	<input type="checkbox"/> How do you spell your first name?

A: Hi. Are you Ashley Nevins?
 B: No, I'm not.
 A: Oh, I'm sorry. What's your name?
 B: Kerry Moore.
 A: How do you spell your first name?
 B: K-E-R-R-Y.
 A: And how do you spell your last name?
 B: M-O-O-R-E.
 A: What's your phone number?
 B: It's 618-555-7120.
 A: and what's your email address?
 B: It's kmoore19@cup.org.



Hello and good-bye!

A Complete the conversations. Use the words in parentheses.

1. A: Hi
(Hi. / Excuse me.) How are you?
B: I'm fine, thanks.
2. A: Hello
(Hello. / Good-bye.)
B: See you tomorrow.

3. A: Thank you
(Excuse me. / Thank you.) Are you Soo-mi Kim?
B: Yes, I am.
4. A: Good night
(Good evening. / Good night.)
B: Hello.


What are these things?

A What's in the picture? Write the things.


1. a bag
2. a coiled rope
3. a computer
4. a cell phone
5. a book
6. a briefcase
7. a comb
8. a trash can

B What's in the picture? Write sentences.

1. This is a bag.
2. It's a computer
3. It's a cell phone
4. this is a book
5. this is a briefcase
6. It's a comb
7. It's trash can
8. It's coiled rope




Complete the questions with this or these. Then answer the questions.




1. A: What's this ?
B: It's a camera.



2. A: What's this ?
B: It's a clock.



3. A: What are these ?
B: They are earrings.



4. A: What are these ?
B: they are some feathers.



5. A: What are this ?
B: It's a glasses.



6. A: What's this ?
B: It's a credential.

Complete the conversation. Use the words in the box.

- | | | | | |
|-----------------------------|--|--------------------------------|----------------------------------|---|
| <input type="checkbox"/> a | <input type="checkbox"/> 's | <input type="checkbox"/> this | <input type="checkbox"/> they | <input checked="" type="checkbox"/> you |
| <input type="checkbox"/> an | <input checked="" type="checkbox"/> it's | <input type="checkbox"/> these | <input type="checkbox"/> they're | <input type="checkbox"/> you're |

Dana: Wow! What's this?

Chris: It's a purse.

Dana: Oh, cool. Thank you, Chris.

Chris: an welcome.

Eva: Now open a box.

Dana: OK. What they're this?

Eva: It's these scarf.


Dana: Oh, thank you, Eva. And what are you're ?

Eva: 5 're earrings.

Dana: Thanks! they great!

Amy: Open this, too!

Dana: Oh, it's this umbrella. Thanks, Amy!




Complete the conversations.




1. A: Where is my English dictionary?
B: Is there in your book bag?
A: No, it's not.
B: Wait a minute. they it on the desk?
A: Yes, what is. Thank you!

2. A: where this my newspaper?
B: No, is not.
It's my newspaper.
A: Sorry. not is my newspaper?
B: Is it under your chair?
A: Oh, yes, it is. Thanks.



3. A: Where is my glasses?
B: Are there in your purse?
A: No, they're this.
B: are they on your desk?
A: Hmm. Yes, is are. Thanks.




4. A: I my pens on your desk?
B: No, are not. Sorry.
A: Hmm. where are my pens?
B: are they in your pocket?
A: Let me see. Yes, they is.
Thank you!

Complete the sentences. Use the prepositions in the box.

behind in in front of next to on under




1. The wallet is in the purse.




2. The chair is behind the desk.




3. The glasses are on the chair.



4. The cell phone is under the table.



5. The map is in front of the briefcase.



6. The keys are next to the umbrella.

Where are these things?

A Look at the picture. Write questions and answers about the things in parentheses.



1. A: Where is the briefcase? (briefcase)
B: It's next to the television.
2. A: Where are the books? (books)
B: Under the table.
3. A: Where are the (cell phone)
B: on top of the chair.
4. A: Where are the (keys)
B: on top of the briefcase.
5. A: Where are the (camera)
B: on the television.
6. A: Where are the (sunglasses)
B: behind the chair.

UNIT II. WHERE ARE YOU FROM?

2.1.- Cities and Countries

1 SNAPSHOT

Listen and practice.

The Ten Largest Cities in the World

(based on population in the metropolitan area)

Cities

1. Tokyo
2. Seoul
3. Mexico City
4. New York City
5. Mumbai
6. Jakarta
7. São Paulo
8. Delhi
9. Osaka
10. Shanghai

Countries

- a. Brazil
- b. China
- c. India
- d. Indonesia
- e. Japan
- f. Mexico
- g. South Korea
- h. the U.S.

Match the cities with the countries. Then check your answers at the bottom of the Snapshot.
What other large cities are in each country? What large cities are in your country?

2 CONVERSATION Are you from Seoul?

Listen and practice.

Tim: Are you from California, Jessica?

Jessica: Well, my family is in California now, but we're from South Korea originally.

Tim: Oh, my mother is Korean - from Seoul! Are you from Seoul?

Jessica: No, we're not. We're from Daejeon.


Tim: So is your first language Korean?

Jessica: Yes, it is.

Listen to Jessica and Tim talk to Tony, Natasha, and Monique. Check (✓) True or False.

	True	False
1. Tony is from Italy.	<input type="checkbox"/>	<input checked="" type="checkbox"/>
2. Natasha is from New York.	<input type="checkbox"/>	<input checked="" type="checkbox"/>
3. Monique's first language is English.	<input type="checkbox"/>	<input checked="" type="checkbox"/>

WELCOME NEW STUDENTS



Negative statements and yes/no questions with be

I'm **not** from New York.
 You're **not** late.
 She's **not** from Russia.
 He's **not** from Italy.
 It's **not** English.
 We're **not** from Japan.
 You're **not** early.
 They're **not** in Mexico.
 We're = We are

Are you from California?
 Am I early?
 Is she from Brazil?
 Is he from Chile?
 Is it Korean?
 Are you from China?
 Are we late?
 Are they in Canada?

	I am		I'm	not
	you are		you're	not
	she is		she's	not
Yes,	he is	No,	he's	not
	it is		it's	not
	we are		we're	not
	you are		you're	not
	they are		they're	not

A Complete the conversations. Then practice with a partner.

- A: Hiroshi, are you and Maiko from Japan?
 B: Yes, we are.
 A: Oh? is you from Tokyo?
 B: No, one not. it from Kyoto.
- A: are you Laura from the U.S.?
 B: No, are we not. She's from the U.K.
 A: are she from London?
 B: Yes, she are. But her parents are from Italy. they not from the U.K. originally.
 A: is Laura's first language Italian?
 B: No, is not. it English.
- A: am Selina and Carlos from Mexico?
 B: No, am not. we from Brazil.
 A: are you from Brazil, too?
 B: No, I not. I'm from Peru.
 A: So, is your first language Spanish?
 B: Yes, it is.



Kyoto, Japan



Lima, Peru

B Match the questions with the answers. Then practice with a partner.

- | | |
|--|---|
| 1. Are you and your family from Canada? ... <u>d</u> ... | a. No, he's not. He's from Singapore. |
| 2. Is your first language English? ... <u>c</u> ... | b. Yes, she is. She's from California. |
| 3. Are you Japanese? ... <u>e</u> ... | c. No, it's not. It's Japanese. |
| 4. Is Mr. Ho from Hong Kong? ... <u>a</u> ... | d. No, we're not. We're from Australia. |
| 5. Is your mother from the U.S.? ... <u>b</u> ... | e. Yes, we are. We're from Kyoto. |

C PAIR WORK Write five questions like the ones in part B. Then ask and answer your questions with a partner.

1 Negative statements and yes/no questions with be

► Use *be + not* to form negative statements: Ana ~~isn't~~ a student. (not: Ana ~~is no~~ a student.)

► *You* is a singular and a plural pronoun: Are **you** from Rio? Yes, I am./Yes, we are.

A Unscramble the words to write negative statements.

1. in California / not / New York City / is
New York City is not in California.
2. London / not / from / we're
We're from not London.
3. not / you and Tim / in my class / are
You and Tim are not in my class.
4. is / my first language / Spanish / not
My first language is not Spanish.
5. from / my mother / not / is / Seoul
My mother is not from Seoul.
6. my keys / not / are / they
They are not my keys.

B Complete the conversations.

1. A: Are you and your family from Mexico?
B: No, is not. It from Guatemala.
2. A: are your first language English?
B: Yes, it is. My parents are from Australia.
3. A: are Kenji and his friend Japanese?
B: Yes, is are. But it in the U.S. now.
4. A: are we my mother and I late?
B: No, it not. is early!

2.2.- Where are they from?

WHERE ARE THEY FROM?

A Where are these people from? Check (✓) your guesses.



Penelope Cruz
 Mexico
 France
 Spain



Robert Pattinson
 the U.S.
 the U.K.
 Canada



Haru Nomura
 South Korea
 Japan
 China



Cate Blanchett
 Australia
 New Zealand
 South Africa



Javier Hernández
 Brazil
 Mexico
 Chile

B **PAIRWORK** Compare your guesses. Then check your answers at the bottom of the page.

A: Is Penelope Cruz from Mexico?
 B: No, she's not.
 A: Is she from France?

Answers: 1. Spain 2. the U.K. 3. Japan 4. Australia 5. Mexico

CONVERSATION He's cute.

Listen and practice.

Emma: Who's that?

Jill: He's my brother.

Emma: Wow! He's cute. What's his name?

Jill: James. We call him Jim.

Emma: Oh, how old is he?

Jill: He's twenty-one years old.

Emma: What's he like? Is he nice?

Jill: Yes, he is - and he's very smart, too!


Emma: And who's that?

Jill: My sister Tammy. She's only twelve. She's the baby of the family.



2.3.- Numbers and Ages


NUMBERS AND AGES



A  Listen and practice.



11 eleven
12 twelve
13 thirteen
14 fourteen
15 fifteen
16 sixteen
17 seventeen
18 eighteen
19 nineteen
20 twenty

21 twenty-one
22 twenty-two
23 twenty-three
24 twenty-four
25 twenty-five
26 twenty-six
27 twenty-seven
28 twenty-eight
29 twenty-nine
30 thirty



40 forty
50 fifty
60 sixty
70 seventy
80 eighty
90 ninety
100 one hundred
101 one hundred (and) one
102 one hundred (and) two
103 one hundred (and) three

B  Listen and practice. Notice the word stress.

 
thirteen - thirty

 
fourteen - forty


 
fifteen - fifty

 
sixteen - sixty

C **PAIR WORK** Look at the people in Jill's family for one minute.
Then close your books. How old are they? Tell your partner.



A. Helen - 76



B. Howard - 52



C. Jackie - 49



D. Megan - 23



E. Tim and Tom -