

# Mi Universidad

## Unit Activity #1 – U4

*Nombre del Alumno: Andres Josue  
Gordillo Martinez*

*Nombre del tema: Unit 1V Parcial: Fourd*

*Nombre de la Materia : English I*

*Nombre del profesor: Juan Manuel Jaime Díaz*









*Nombre de la Licenciatura: Psicología*

*Cuatrimestre: First*

Comitan De Dominguez 27 De Noviembre 2024

# *Transportation in the U.S.*

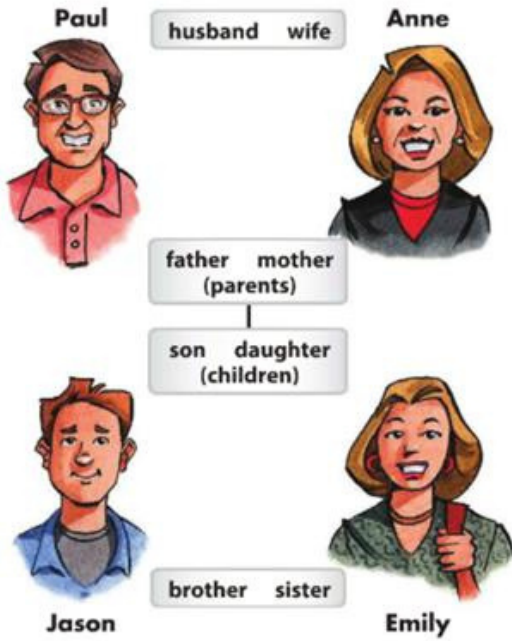
## The Top Eight Ways to Get to Work

- 1. drive**  

- 2. walk**  

- 3. take the bus**  

- 4. take the subway**  

- 5. take the train**  

- 6. ride a bike**  

- 7. take a taxi/cab**  

- 8. ride a motorcycle**  



Exercise 4. Translate the vocabulary above – Traduce el vocabulario de arriba.

1. Manejar
2. Caminar
3. Tomar un Autobus
4. Tomar el metro
5. Tomar el tren
6. Montar bicicleta
7. Tomar un taxi
8. Montar motocicleta

VOCABULARY – Family



**kids = children**  
**mom = mother**  
**dad = father**



Exercise 5. Complete the sentences with the correct words in the box – Completa las oraciones con las palabras correctas en la caja.

|                                   |                                    |                                  |   |                               |
|-----------------------------------|------------------------------------|----------------------------------|---|-------------------------------|
| <input type="checkbox"/> brother  | <input type="checkbox"/> daughters | <input type="checkbox"/> husband | <input checked="" type="checkbox"/> parents | <input type="checkbox"/> son  |
| <input type="checkbox"/> children | <input type="checkbox"/> father    | <input type="checkbox"/> mother  | <input type="checkbox"/> sister             | <input type="checkbox"/> wife |

**Family Photos** Search   [Log Out](#)

Helen and Jack

Pedro and Jessica

Kate, Brad, and Joan

1. Helen and Jack are my parents . Helen is my Mother , and Jack is my Father .
2. Pedro is my husband . I'm his wife .
3. Kate, Joan, and Brad are our childrens . Kate and Joan are our daughter , and Brad is our son . Kate is Joan's sister , and Brad is her brother .



## VOCABULARY

### LOS DÍAS DE LA SEMANA EN INGLÉS

| ESPAÑOL   |            | INGLÉS    |
|-----------|------------|-----------|
| Lunes     | Se dice... | Monday    |
| Martes    | Se dice... | Tuesday   |
| Miércoles | Se dice... | Wednesday |
| Jueves    | Se dice... | Thursday  |
| Viernes   | Se dice... | Friday    |
| Sábado    | Se dice... | Saturday  |
| Domingo   | Se dice... | Sunday    |

### Time Words

- ✦ La fecha: The date
- ✦ Hoy: Today
- ✦ Mañana: Tomorrow
- ✦ Ayer: Yesterday
- ✦ El día: day
- ✦ El fin de semana: The weekend
- ✦ Los días de la semana: weekdays

Exercise 6. Responde las siguientes preguntas.

1. What do you do on weekdays?

**I go to school**

2. What do you do on weekends?

**I spend time with my family**

3. What do you do on Friday nights?

**I spend time with my friends**

4. What do you do on Sunday mornings?

**I'm going to mass**

## GRAMMAR – Present Simple

### Form (Forma)

Para conjugar el presente simple usamos el infinitivo para los sujetos “I”, “you”, “we” y “they” y para las terceras personas “he”, “she” y “it”, añadimos una “-s” al final del verbo.

| Sujeto           | Conjugación                        |
|------------------|------------------------------------|
| I, you, we, they | talk, eat, learn, do, go...        |
| he, she, it      | talks, eats, learns, does, goes... |

### Structure (Estructura)

#### 1. Affirmative Sentences (Frasas afirmativas)

Sujeto + verbo.

Ejemplos:

I talk.(Yo hablo.)

He eats.(Él come.)

They learn.(Ellos aprenden.)

#### 2. Negative Sentences (Frasas negativas)

Sujeto + verbo auxiliar (to do) + auxiliar negativo (“not”) + verbo.

Ejemplos:

I do not [don't] talk.(Yo no hablo.)

He does not [doesn't] eat.(Él no come.)

They do not [don't] learn.(Ellos no aprenden.)

### 3. Interrogative Sentences (Frases interrogativas)

Verbo auxiliar (to do) + sujeto + verbo principal?

Ejemplos:

Do you talk?(¿Hablas tú?) Does he  
eat?(¿Come él?) Do they learn?  
(¿Aprenden ellos?)

Uses (Usos)

1. El presente simple se utiliza para hablar de cosas que suceden habitualmente. A diferencia con el español, no se usa el presente simple para hablar sobre algo que está pasando en el momento en el que hablamos.

Se suele utilizar el presente simple con adverbios de tiempo:

always (siempre), every day (cada día), usually (normalmente), often (a menudo),  
sometimes (a veces), rarely (raramente), hardly ever (casi nunca), never (nunca)...

Ejemplos:

I always talk to my mother on Sunday.(Siempre hablo con mi madre el domingo.)

He never eats vegetables.(Nunca come las verduras.)

They usually learn something new in class.(Normalmente aprenden algo nuevo en la clase.)

**Excepción:**

Los adverbios de tiempo van delante del verbo, excepto el verbo "to be" (ser/estar).  
Cuando se usa "to be" el verbo va delante del adverbio.

Ejemplos:

I am always happy.(Siempre estoy contento.)

He is often sick.(A menudo él está enfermo.)

They are rarely late.(En raras ocasiones llegan tarde.)

## 2. Se utiliza para hablar de generalidades o hechos científicos.

Ejemplos:

He does not [doesn't] eat vegetables.(Él no come verduras.)

She works in a hospital.(Ella trabaja en una hospital.)

Elephants live in Africa.(Los elefantes viven en África.)

Bogota is in Colombia.(Bogotá está en Colombia.)

Do children like animals?(¿Les gustan a los niños los animales?)

Adults do not [don't] know everything.(Los adultos no lo saben todo.)

## 3. Se usa para eventos programados en el futuro próximo.

Ejemplos:

The train leaves at 10:00.(El tren sale a las 10h.)

The party is tonight.(La fiesta es esta noche.)

Does the festival start tomorrow?(¿Empieza el festival mañana?)

The plane does not [doesn't] arrive today.(El avión no llega hoy.)

## 4. Se usa para instrucciones (el imperativo).

Ejemplos:

Open the window.(Abre la ventana.) Eat

the vegetables.(Come las verduras.)

Don't cry.(No llores.) Do your homework.

(Haz los deberes.) Call your mother.

(Llama a tu madre.)



## Simple present statements

|  |                                    |  |
|--|------------------------------------|--|
| I <b>walk</b> to school.               | I <b>don't live</b> far from here. | <b>don't</b> = do not<br><b>doesn't</b> = does not |
| You <b>ride</b> your bike to school.   | You <b>don't live</b> near here.   |  |
| He <b>works</b> near here.             | He <b>doesn't work</b> downtown.   |  |
| She <b>takes</b> the bus to work.      | She <b>doesn't drive</b> to work.  |  |
| We <b>live</b> with our parents.       | We <b>don't live</b> alone.        |  |
| They <b>use</b> public transportation. | They <b>don't need</b> a car.      |  |

### 1 Simple present statements and Simple present statements with irregular verbs

### and Simple present statements with

- ▶ In affirmative statements, verbs with he/she/it end in -s: He/She **walks** to school. BUT I/You/We/They **walk** to school.
- ▶ In negative statements, use *doesn't* with he/she/it and *don't* with all the others: He/She/It **doesn't** live here. I/You/We/They **don't** live here.
- ▶ Don't add -s to the verb: She **doesn't live** here. (NOT: ~~She doesn't lives here.~~)

Exercise 1. Complete the sentences with the correct form of the verbs in parentheses – Completa las oraciones con la correcta forma de los verbos en que se encuentran en parenthesis.

My family and I ..... **live** ..... (live) in the city. We ..... **have** ..... (have) an apartment on First Avenue. My sister ..... **goes** ..... (go) to school near our apartment, so she ..... **walk** ..... (walk) to school. My father ..... **works** ..... (work) in the suburbs, so he ..... **drives** ..... (drive) to his job. My mother ..... **uses** ..... (use) public transportation – she ..... **takes** ..... (take) the bus to her office downtown. She ..... **has** ..... (have) a new job, but she ..... **Doesn't like** ..... (not like) it very much. And me? Well, I ..... **I don't work** ..... (not work) far from our apartment, so I ..... **Don't need** ..... (not need) a car or public transportation. I ..... **ride** ..... (ride) my bike to work!

Exercise 2. Complete the conversation with the correct words in the parentheses – Completa la conversación con las palabras correctas en el paréntesis.

Marta: So, do you live downtown, David?

David: Yes, I live with my brother.  
(live / lives)

He has an apartment near here.  
(have / has)

Marta: Oh, so you walk to work.  
(walk / walks)

David: Actually, I Don't walk to work in  
(don't / doesn't)

the morning. I take the bus to work,  
(take / takes)

and then I walk home at night.  
(walk / walks)

What about you?

Marta: Well, my husband and I have a house  
(have / has)

in the suburbs now, so I drive to work.  
(drive / drives)

My husband doesn't work downtown.  
(work / works)

He works in the suburbs near our house,  
(work / works)

so he goes to work by bus.  
(go / goes)



## Simple present statements with irregular verbs

### I/you/we/they

I **have** a bike.

We **do** our homework every day.

My parents **go** to work by bus.

### he/she/it

My father **has** a car.

My mother **does** a lot of work at home.

The bus **goes** downtown.

Exercise 3. Complete the sentences with the correct words in the parentheses – Completa las oraciones con las palabras correctas en el paréntesis.

1. My parents ..... **have** ..... (have / has) a house in the suburbs. My mom and dad ..... **go** ..... (go / goes) downtown to work. My parents are very busy, so I ..... **do** ..... (do / does) a lot of work at home.
2. My brother doesn't live with us. He ..... **has** ..... (have / has) an apartment in the city. He ..... **goes** ..... (go / goes) to school all day, and he ..... **does** ..... (do / does) his homework at night.
3. I ..... **have** ..... (have / has) a new friend. His name is Jason. We ..... **go** ..... (go / goes) to the same school, and sometimes we ..... **do** ..... (do / does) our homework together.