

Rubí Elizabeth Pérez
Jiménez

Juan Manuel Jaime Díaz

Inglés



Nutrición

1 unidad

Comitan chispas

9 GRAMMAR FOCUS

The verb be

I'm Jennifer Miller.
You're in my class.
She's in our class. (**Jennifer is** in our class.)
He's over there. (**Steven is** over there.)
It's Miller. (**My last name is** Miller.)

Are you Steven Carson?
Yes, **I am**.
No, **I'm not**.
How are you?
I'm fine.

I'm = I am
You're = You are
He's = He is
She's = She is
It's = It is

A Complete the conversation with the correct words in parentheses.
Then practice with a partner.

David: Hello, Jennifer. How **are** you? (is / are)
Jennifer: **I'm** fine. (She's / I'm)
David: **It's** sorry - what's your name again? (I'm / It's)
David: **It's** David - David Medina. (He's / It's)

I'm He's over there. (Steven is over there.) It's Miller. (My last name is Miller.)	How are you? I'm fine.	She's = She is It's = It is
--	---	--

responses Complete the conversation with the correct words in parentheses.
 Then practice with a partner.

ta Jennifer: Hi, Jennifer. How **are** (is / are) you?
 Jennifer: **I'm** (She's / I'm) fine, thanks.
ta Jennifer: **I'm** (I'm / It's) sorry - what's your name again?
 David: **He's** (He's / It's) David - David Medina.
 Jennifer: That's right! David, this **is** (is / am) Sarah Conner.
 Jennifer: **She's** (She's / He's) in our math class.
 David: Hi, Sarah. **It's** (I'm / It's) nice to meet you.
 Sarah: Hi, David. I think **you're** (you're / I'm) in my English class, too.
 David: Oh, right! Yes, I **am** (are / am).

It's nice to meet you. • 5

2 The verb be

- In questions, the *be* verb comes before the noun or pronoun: **Is he** your teacher?
- Don't use contractions in short answers with **Yes**: Are you in my class? Yes, **I am**. (not: Yes, I'm.)

Complete the conversations. Use the words in the box.

am	I'm	it's	she's
are	I am	I'm not	you
			you're

- A: Excuse me. Are you Patty Wilson?
B: No. I'm not over there.
A: OK. Thanks. You're
- A: Hi. Are I am You . Patty Wilson?
C: Yes, am
A: Oh, good. I'm Sergio Baez. am in my English class.
C: Yes, I am She's nice to meet you, Sergio.

CONVERSATION – READING (LECTURA)

8 CONVERSATION *He's over there.*

A Listen and practice.

Jennifer: Excuse me. Are you Steven Carson?

David: No, I'm not. He's over there.

Jennifer: Oh, I'm sorry.



Jennifer: Steven? This is your book.

Steven: Oh, thank you. You're in my class, right?

Jennifer: Yes, I am. I'm Jennifer Miller.



Steven: Hey, David, this is Jennifer. She's in our math class.

David: Hi, Jennifer.

Jennifer: Hi, David. Nice to meet you.



B GROUP WORK Greet a classmate. Then introduce him or her to another classmate.

Exercise 3. Translate the conversation above to Spanish. Traduce la conversación de arriba al español.

Translation:

Disculpe .ere tú ?

Steven carson?

No ,no lo soy .el está por allí

Oh lo siento

Steven ?este es tu libro

Oh , gracias. Estás en mi

Clase verdad ?

Hola David ,ella es Jennifer .

Ella está en nuestra clase de

Matemáticas

Hola Jennifer

Hola David .encantado de conocerte

GRAMMAR FOCUS

My, your, his, her

What's **your** name?
What's **his** name?
What's **her** name?

My name is Taylor.
His name is Michael.
Her name is Jennifer.

What's = What is

▲ Complete the conversations. Use *my, your, his, or her*.



1. A: Hello. What's _____ name?
B: Hi. _____ name is Antonio.
What's _____ name?
A: _____ name is Nicole.



2. A: What's _____ His _____ name?
B: _____ His _____ name is Michael.
A: And what's _____ her _____ name?
B: _____ Her _____ name is Jennifer.

My Exercise 4. Complete the conversation. Use **my, your, his, or her**.

Exercise 5. Complete these sentences with a or an – Completa las oraciones usando “a” or “an”



1. This is . **A** book.



2. This is **An** . eraser.

3. This is **An** . English book.



4. This is . **A** marker.



5. This is . **A** . notebook.



6. This is . **A** . clock.

Exercise 6. Encierra en un círculo a forma correcta.

1 This/these; it/they; plurals

- ▶ Don't use a contraction with *What + are*: **What are** these? (not: *What're* these?)
- ▶ Use *this* with singular nouns: **This** is a book. Use *these* with plural nouns: **These** are earrings.







Circle the correct words.

1. A: **What's** / ~~What are~~ these?
B: **It's** / **They're** my earring / earrings.
2. A: **What's** / **What** are this?
B: **It's** / **They're** a / an cell phone.
3. A: **What's this** / **these**?
B: **It's** / **They're** a / an address book.

Exercise 7. Complete these conversations – Completa las siguientes conversaciones.

Teachmeanz Presentation Plus, 2010 level 10

Complete these conversations. Then practice with a partner.

 1. A: What are these..... ? B: They're keys.....	 2. A: What <u>Is this</u> ? B: <u>This is A mapa</u>	 3. A: What <u>Are these</u> ? B: <u>These're lunch boxes</u>
 4. A: What <u>Is</u> This ? B: <u>They're clock</u>	 5. A: What <u>Is this</u> ? B: <u>It's a umbrella</u>	 6. A: What ? B: <u>This is glasses</u>

6 WHAT'S THIS CALLED?

Navigation: Home, Back, Forward, Search, Student's book, Workbook, Video worksheets, Arcade

Windows taskbar: Escríbelo aquí para buscar, 11:00 A.M., 2/10/2020

Exercise 8. Complete these conversations – Completa las siguientes conversaciones.

Yes/No and where questions with be

Is this your wallet?

Yes, **it is**. / No, **it's not**.

Are these your keys?

Yes, **they are**. / No, **they're not**.

Where's your wallet?

It's in my pocket.

Where are my keys?

They're on the table.

A Complete these conversations. Then practice with a partner.

1. A: Is this your umbrella?

B: No, it's not.

A: Are these your keys?

B: Yes, They are. Thanks!

2. A: Where This my glasses?

B: Are These your glasses?

A: No, they're My glasses.

B: Wait! they in your pocket?

A: Yes, My are. Thanks!

3. A: Where This your sunglasses?

B: It's on the table.

A: No, It's not. They're my sunglasses!

B: You're right. My sunglasses is in my purse.

4. A: My this my pen?

B: No, is not. It's my pen.

A: Sorry. This is my pen?

B: His on your desk.

A: Oh, you're right!

Exercise 9. Complete these exercises – Completa los siguientes ejercicios.

2 Yes/No and where questions with be

► In questions with *where*, the verb comes after *Where*: **Where are** my sunglasses?
(NOT: Where my sunglasses are?)

A Match the questions with the answers.

1. Is that your wallet? c

a. They're in your purse.

2. Are these your glasses? e

b. No, it's not.

3. Where are my keys? d

c. Oh, yes, it is!

4. Is this your pen? a

d. It's in my pocket.

5. Where's your watch? b

e. No, they're not.

B Complete the conversation. Use the words in the box.

are they

it is

they are

where

it

it's

this

✓ where's

A: Where's my pen?

B: I don't know. Is Where in your book bag?

A: No, Are they not.

B: Is They are your pen?

A: Yes, Are they. Thanks! Now, Are they are my keys?

B: It on your desk?

A: Yes, It's. Thank you!