



# Mi Universidad

## Unit Activity #1 - U2

*Nombre del Alumno: Heidi Lizbeth Méndez Hernández*

*Nombre del tema: Unit 1*

*Parcial: Second*

*Nombre de la Materia: English I*

*Nombre del profesor: Juan Manuel Jaime Díaz*

*Nombre de la Licenciatura: Nutrition*

### **Next to (beside)**

**Meaning:** adjacent or by the side of.

**Use:** "Next to" and "beside" can be used interchangeably as the meaning is the same. The use of one over the other depends on the speaker and the context.

**Examples:**

The supermarket is next to the bank or The supermarket is beside the bank

Sit next to me or Sit beside me.

### **By**

**Meaning:** in proximity to, near.

**Use:** "by" may be used in the same contexts as "Next to" or "beside", but the meaning is closer to "near" rather than directly adjacent.

**Examples:**

I sit by the window.

Our house is by the river.

### **BETWEEN**

**Meaning:** in the time or space that separates.

**Examples:**

The shop is between the bank and the train station.

She is standing between Peter and John.

### **BEHIND**

**Meaning:** in back of, to the rear of.

**Examples:**

The church is behind the school.

He is standing behind you.

### **IN FRONT OF**

**Meaning:** the opposite of behind.

**Examples:**

The hotel is in front of the station.

Laura is standing in front of you.

**UNDER**

**Meaning:** below or beneath, implying the object is covered by something.

**Examples:**

The ball is under the chair.

The dog is under the tree.

**IN**

**Use (place):** "In" is used to indicate both open and closed spaces. We use this preposition to indicate that something is included within the limits of something, a closed space or the interior of something in a physical sense. As we can see from the following examples "in" can also be used to indicate the geographical location of something.

**Examples:**

The cat is in the box.

I found your address in the phone book.

**Use (time):** is used with months, years, periods of time, seasons and parts of the day.

**Examples:**

I always run in the mornings.

I will see him in a week.

She was born in 1976.

**AT**

**Use (place):** "At" is used in front of buildings such as "home", "the airport", "university". It is also used before "to", "bottom", and "the end of" as well as to indicate events such as meetings, parties, concerts, sports events, etc. "At" is also used after the verb "arrive" when we are referring to places other than cities or countries.

**Examples:**

He is at home.

I always visit my sister at work

She will see him at the theatre

**Use (time):** We used "At" before the hour or holidays.

**Examples:**

He runs every morning at 6.

I will see them at Christmas.

## ON

**Use (place):** "On" is used with surfaces, when we are referencing a location within a room, such as the ceiling or the wall, or to indicate that someone is inside a mode of transport or on the floor of a building.

### Examples:

The pen is on the table.

They have a photograph of Paris on the wall


I am on the bus.

**Use (time):** "ON" is used with days of the week, dates and holidays.

### Examples:

They went to Mexico on the first of May.

He runs on Mondays and Fridays.



Encontraras la gramática en español en los siguientes links:

<https://www.curso-ingles.com/aprender/cursos/nivel-basico/prepositions/prepositions>

**Exercise 1.** Complete these sentences – Completa las siguientes oraciones, revisa el ejemplo.



1. The books are in the .....  
book bag .....



2. The cell phone is .....



3. The map is .....



4. The chair is .....



5. The wallet is .....



6. The sunglasses are .....


1. The books are in the book bag
2. The cell phone is next to the brush
3. The map is under the newspaper
4. The chair is through the table
5. The wallet is on the notebook
6. The sunglasses are in front of bag

**Exercise 2.** Complete these sentences – Completa las siguientes oraciones, revisa el ejemplo.

behind  in  in front of  next to  on  under



1. The wallet is **in** the purse.




2. The chair is **behind** the desk.



3. The glasses are **on** the chair.



4. The cell phone is **Under** the table.



5. The map is **In front of** the briefcase.



6. The keys are **Next to** the umbrella.

**Exercise 3.** Write questions and answers about the things in the parentheses – escribe preguntas y sus respuestas acerca de las cosas en parentesis.



1. A: Where is the briefcase? (briefcase)

B: It's next to the television.

2. A: Where are the books? (books)

B: The books are under the table

3. A: Where is the cellphone (cell phone)

B: The cellphone is in the bag

4. A: Are the keys on top of the (keys)

No, the keys are on top of the briefcase

5. A: Where is the camera? (camera)

B: The camera is in front of the t.v

6. A: Are the sunglasses next to the door? (sunglasses)

B: No, the sunglasses are behind the

couch

GRAMMAR – Negative statements and yes/no questions with be

## Negative statements and yes/no questions with be

<p>I'm <b>not</b> from New York.          You're <b>not</b> late.          She's <b>not</b> from Russia.          He's <b>not</b> from Italy.          It's <b>not</b> English.          We're <b>not</b> from Japan.          You're <b>not</b> early.          They're <b>not</b> in Mexico.</p> <p>We're = We are</p>	<p><b>Are you</b> from California?  <b>Am I</b> early?  <b>Is she</b> from Brazil?  <b>Is he</b> from Chile?  <b>Is it</b> Korean?  <b>Are you</b> from China?  <b>Are we</b> late?  <b>Are they</b> in Canada?</p>	<p>I <b>am</b>.          you <b>are</b>.          she <b>is</b>.          Yes, he <b>is</b>.          it <b>is</b>.          we <b>are</b>.          you <b>are</b>.          they <b>are</b>.</p> <p>I'm <b>not</b>.          you're <b>not</b>.          she's <b>not</b>.          No, he's <b>not</b>.          it's <b>not</b>.          we're <b>not</b>.          you're <b>not</b>.          they're <b>not</b>.</p>
--	---	--

**Exercise 4.** Complete the conversation – completa la siguiente conversación.

1. A: Hiroshi, **are** you and Maiko from Japan?  
 B: Yes, we **are** .  
 A: Oh? **Are** you from Tokyo?  
 B: No, **Are** not. **Are** from Kyoto.
  
2. A: **Is** Laura from the U.S.?  
 B: No, **is** not. She's from the U.K.  
 A: **Is** she from London?  
 B: Yes, she **is** . But her parents are from Italy. **Are** not from the U.K. originally.  
 A: **Is** Laura's first language Italian?  
 B: No, **is** not. **Is** English.
  
3. A: **Are** Selina and Carlos from Mexico?  
 B: No, **Are** not. **Are** from Brazil.  
 A: **Are** you from Brazil, too?  
 B: No, **Are** not. I'm from Peru.  
 A: So, **is** your first language Spanish?  
 B: Yes, it **is** .





## Negative statements and yes/no questions with *be*

- ▶ Use *be* + *not* to form negative statements: Ana **isn't** a student. (NOT: Ana is no a student.)
- ▶ *You* is a singular and a plural pronoun: Are **you** from Rio? Yes, I am./Yes, **we** are.

Exercise 5. Ordena las siguientes oraciones.

1. in California / not / New York City / is  
New York City is not in California.
2. London / not / from / we're  
We are not from london
3. not / you and Tim / in my class / are  
You and Tim are not in my class
4. is / my first language / Spanish / not  
My first language is not Spanish
5. from / my mother / not / is / Seoul  
My mother is not from Seoul
6. my keys / not / are / they  
They arent my keys

Exercise 6. Ordena las siguientes oraciones.

1. A: ..... Are ..... you and your family from Mexico?  
B: No, We are ..... not. .... We are ..... from Guatemala.
2. A: ..... is ..... your first language English?  
B: Yes, it ..... is ..... . My parents ..... Are ..... from Australia.
3. A: ..... are ..... Kenji and his friend Japanese?  
B: Yes, ..... They are ..... are. But ..... They are ..... in the U.S. now.
4. A: ..... Are ..... my mother and I late?  
B: No, ..... You are ..... not. .... You are ..... early!