



# Mi Universidad

## Unit Activity #1 - U2

*Nombre del Alumno :Mariana Daniela Penagos Moreno*

*Nombre del tema: Unit 1*

*Parcial: Second*

*Nombre de la Materia: English I*

*Nombre del profesor: Juan Manuel Jaime Díaz*

*Nombre de la Licenciatura: Derecho*

*Cuatrimestre: First*

Comitán de Domínguez Chiapas a 07 de octubre de 2024.

**Grammar - Prepositions of Place** Prepositions of place are used to show where something is located and they are always found after the **principal verb**, regardless of the verb tense. These prepositions are **most often used with the verb "to**

### **Next to (beside)**

**Meaning:** adjacent or by the side of.

**Use:** "Next to" and "beside" can be used interchangeably as the meaning is the same. The use of one over the other depends on the speaker and the context.

**Examples:**

The supermarket is next to the bank or The supermarket is beside the bank  
Sit next to me or Sit beside me.

### **By**

**Meaning:** in proximity to, near.

**Use:** "by" may be used in the same contexts as "Next to" or "beside", but the meaning is closer to "near" rather than directly adjacent.

**Examples:**

I sit by the window.  
Our house is by the river.

### **BETWEEN**

**Meaning:** in the time or space that separates.

**Examples:**

The shop is between the bank and the train station.  
She is standing between Peter and John.

### **BEHIND**

**Meaning:** in back of, to the rear of.

**Examples:**

The church is behind the school.  
He is standing behind you.

### **IN FRONT OF**

**Meaning:** the opposite of behind.

**Examples:**

The hotel is in front of the station.                      Laura is standing in front of you.

## UNDER

**Meaning:** below or beneath, implying the object is covered by something.

### Examples:

The ball is under the chair.

The dog is under the tree.

**IN Use (place):** "In" is used to indicate both open and closed spaces. We use this preposition to indicate that something is included within the limits of something, a closed space or the interior of something in a physical sense. As we can see from the following examples "in" can also be used to indicate the geographical location of something.

### Examples:

The cat is in the box.

I found your address in the phone book.

**Use (time):** is used with months, years, periods of time, seasons and parts of the day.

### Examples:

I always run in the mornings.

I will see him in a week.

She was born in 1976.

## AT

**Use (place):** "At" is used in front of buildings such as "home", "the airport", "university". It is also used before "to", "bottom", and "the end of" as well as to indicate events such as meetings, parties, concerts, sports events, etc. "At" is also used after the verb "arrive" when we are referring to places other than cities or countries.

### Examples:

He is at home.

I always visit my sister at work

She will see him at the theatre

**Use (time):** We used "At" before the hour or holidays.

### Examples:

He runs every morning at 6.

I will see them at Christmas.

**ON Use (place):** "On" is used with surfaces, when we are referencing a location within a room, such as the ceiling or the wall, or to indicate that someone is inside a mode of transport or on the floor of a building.

**Examples:**

The pen is on the table.

They have a photograph of Paris on the wall

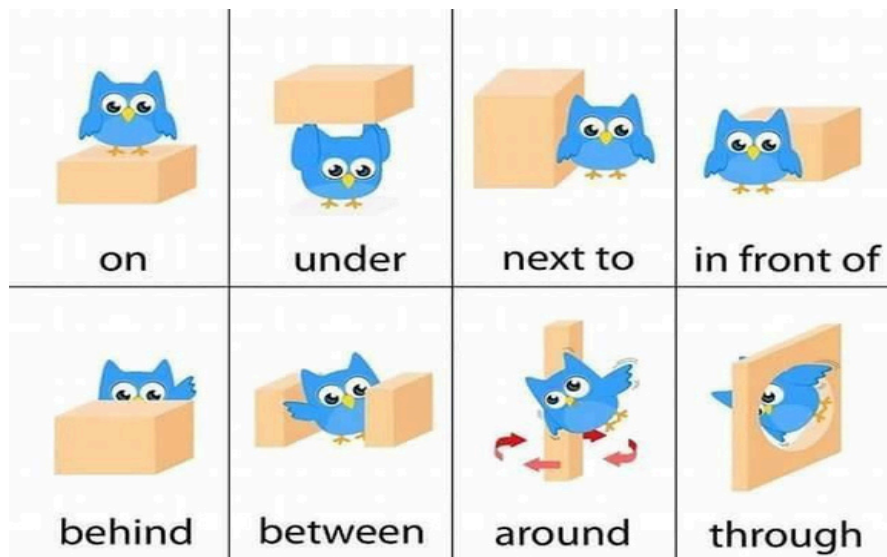
I am on the bus.

**Use (time): "ON"** is used with days of the week, dates and holidays.

**Examples:**

They went to Mexico on the first of May.

He runs on Mondays and Fridays.



Encontraras la gramática en español en los siguientes links:

<https://www.curso-ingles.com/aprender/cursos/nivel-basico/prepositions/prepositions>

<https://www.curso-ingles.com/aprender/cursos/nivel-basico/preposiciones/preposiciones-of-place>

**Exercise 1.** Complete these sentences – Completa las siguientes oraciones, revisa el ejemplo.



1. The books are in the .....  
book bag .....



2. The cell phone is .....  
 .....



3. The map is .....  
 .....



4. The chair is .....  
 .....



5. The wallet is .....  
 .....



6. The sunglasses are .....  
 .....

1. The books are in the book bag
2. The cell phone is next to hair brush \_
3. The map is under news paper \_
4. The chair is behind table
5. The wallet is on notebook \_
6. The sunglasses are in front of purse \_\_\_\_\_

**Exercise 2.** Complete these sentences – Completa las siguientes oraciones, revisa el ejemplo.

behind  
  in  
  in front of  
  next to  
  on  
  under



1. The wallet is in .....  
 the purse.



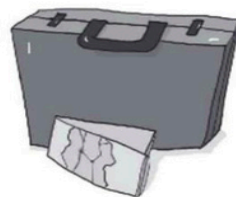
2. The chair is behind .....  
 the desk.



3. The glasses are on .....  
 the chair.



4. The cell phone is under .....  
 the table.



5. The map is in front of .....  
 the briefcase.



6. The keys are next to .....  
 the umbrella.

**Exercise 3.** Write questions and answers about the things in the parentheses – escribe preguntas y sus respuestas acerca de las cosas en parentesis.



- |   |   |
|---|---|
| <p>1. A: <u>Where is the briefcase?</u> (briefcase)<br/>         B: <u>It's next to the television.</u></p> <p>2. A: <b><u>Where are the books?</u></b> (books)<br/>         B: <b><u>Under the table</u></b></p> <p>3. A: <b><u>Where is the cell phone?</u></b> (cell phone)<br/>         B: <b><u>in the bag</u></b></p> | <p>4. A: _____ (keys)<br/>         B: _____</p> <p>5. A: <b><u>Where is the camera?</u></b> (camera)<br/>         B: <b><u>Next to the TV</u></b></p> <p>6. A: <b><u>Where are the glasses?</u></b> (sunglasses)<br/>         B: <b><u>Behind the couch</u></b></p> |
|---|---|


GRAMMAR – Negative statements and yes/no questions with be

Negative statements and yes/no questions with be

|                               |                                 |                    |                 |             |
|-------------------------------|---------------------------------|--------------------|-----------------|-------------|
| I'm <b>not</b> from New York. | <b>Are you</b> from California? | <b>I am.</b>       | <b>I'm</b>      | <b>not.</b> |
| <b>You're not</b> late.       | <b>Am I</b> early?              | <b>you are.</b>    | <b>you're</b>   | <b>not.</b> |
| <b>She's not</b> from Russia. | <b>Is she</b> from Brazil?      | <b>she is.</b>     | <b>she's</b>    | <b>not.</b> |
| <b>He's not</b> from Italy.   | <b>Is he</b> from Chile?        | Yes, <b>he is.</b> | No, <b>he's</b> | <b>not.</b> |
| <b>It's not</b> English.      | <b>Is it</b> Korean?            | <b>it is.</b>      | <b>it's</b>     | <b>not.</b> |
| <b>We're not</b> from Japan.  | <b>Are you</b> from China?      | <b>we are.</b>     | <b>we're</b>    | <b>not.</b> |
| <b>You're not</b> early.      | <b>Are we</b> late?             | <b>you are.</b>    | <b>you're</b>   | <b>not.</b> |
| <b>They're not</b> in Mexico. | <b>Are they</b> in Canada?      | <b>they are.</b>   | <b>they're</b>  | <b>not.</b> |
| We're = We are                |                                 |                    |                 |             |

Exercise 4. Complete the conversation – completa la siguiente conversación.

- A: Hiroshi, **are** you and Maiko from Japan?  
 B: Yes, we **are** .  
 A: Oh? **are** you from Tokyo?  
 B: No, **i'm** not. **i'm** from Kyoto.
- A: **is** Laura from the U.S.?  
 B: No, **she is** not. She's from the U.K.  
 A: **is she** she from London?  
 B: Yes, she **is** . But her parents are from Italy. **she** not from the U.K. originally.  
 A: **are** Laura's first language Italian?  
 B: No, **are** not. **they are** English.
- A: **are** Selina and Carlos from Mexico?  
 B: No, **they are** not. **they are** from Brazil.  
 A: **i'm** you from Brazil, too?  
 B: No, **i'm** not. I'm from Peru.  
 A: So, **is** your first language Spanish?  
 B: Yes, it **is** .



## Negative statements and yes/no questions with *be*

- ▶ Use *be* + *not* to form negative statements: Ana **isn't** a student. (NOT: Ana is no-a student.)
- ▶ *You* is a singular and a plural pronoun: Are **you** from Rio? Yes, I am./Yes, **we** are.

**Exercise 5.** Ordena las siguientes oraciones.

1. in California / not / New York City / is  
New York City is not in California.....
2. London / not / from / we're  
we're not from london.....
3. not / you and Tim / in my class / are  
are not in my class you and tim.....
4. is / my first language / Spanish / not  
not my first language is spanish.....
5. from / my mother / not / is / Seoul  
my mother not is from seoul.....
6. my keys / not / are / they  
my keys are not they.....

**Exercise 6.** Ordena las siguientes oraciones.

1. A: .....Are..... you and your family from Mexico?  
B: No, .....i'm..... not. ....tehy are..... from Guatemala.
2. A: .....are..... your first language English?  
B: Yes, it .....is i..... . My parents .....are..... from Australia.
3. A: .....resp..... Kenji and his friend Japanese?  
B: Yes, .....tehy..... are. But .....are..... in the U.S. now.
4. A: .....resp..... my mother and I late?  
B: No, .....resp..... not. ....resp..... early!