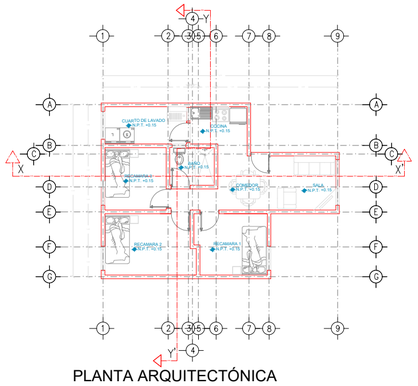

PLANTA ARQUITECTÓNICA

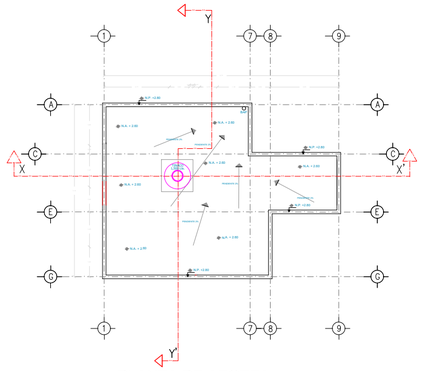

PLANTA DE AZOTEA

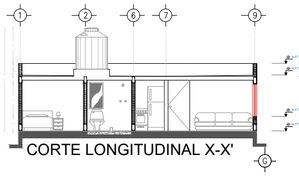

CORTE LONGITUDINAL X-X'

FACHADA NORESTE

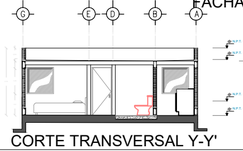

CORTE TRANSVERSAL Y-Y'

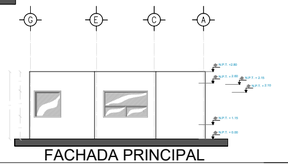

FACHADA PRINCIPAL

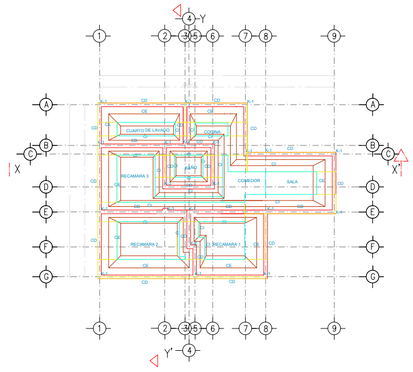

PLANTA DE CIMENTACION

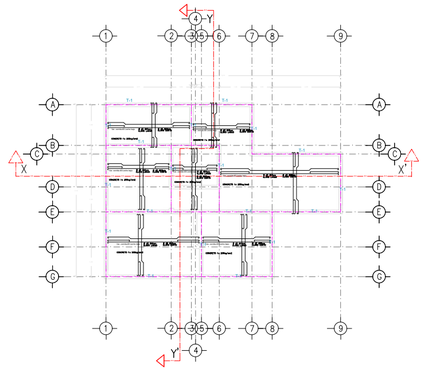

PLANTA DE AZOTEA

DETALLE DE CIMENTACIÓN

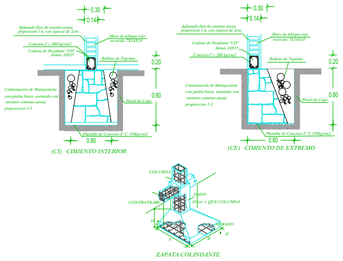

TABLA VARILLAS, ANCLAJE Y TRASLAPES

CALIBRE #	DIAMETRO VAR. (")	F'C >= 250Kg/cm2 "La"	"Ld"
2	1/4"	---	---
2.5	5/16"	30	20
3	3/8"	35	20
4	1/2"	45	30
5	5/8"	60	35
6	3/4"	70	45
8	1"	*	60

"La" = Longitud de anclaje recto o traslape (*)(cm)
"Ld" = Longitud de anclaje en excuadra (cm)
* = Las varillas del #8 y mayoser se soldaran

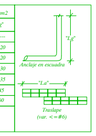

TABLAS DE DOSIFICACIÓN

CONCRETOS	SACO 50kg	BOTE 19L Agua	BOTE 19L Arena	BOTE 19L Grava
PLANTILLAS	1	2	6	
MAMPOSTEO	1	1 4/5	5	
MUROS	1	1 3/4	4	
GUARNICIONES	1	1 1/2	3	
APLANADOS	1	3	2	
1m3 Arena	40 botes de 19 litros			
1 Carretilla	4-5 botes 19 litros			
1 Camión de volteo 7m3	280 Botes de 19 litros			

CONCRETOS	SACO 50kg	BOTE 19L Agua	BOTE 19L Arena	BOTE 19L Grava
PLANTILLAS Y FIRMES				
100Kg/cm2	1	2 1/2	6 1/5	7
1m3 X 5 veces	5	1.65	31	35
TRABES Y DALAS				
150kg/cm2	1	2	5 1/3	5 2/5
1m3 X 5 veces	5.5	11	24.31	30.65
LOSAS Y ZAPATAS				
200Kg/cm2	1	1 2/3	4	5
1m3 X 7 veces	7	1.62	2.8	35
COLUMNAS				
250Kg/cm2	1	1 1/2	3	4 2/3
1m3 X 8 veces	8	12	24	37.28
ALTA RESISTENCIA				
300Kg/cm2	1	1 1/3	2 1/2	4
1m3 X 9 veces	9	11.97	22.5	36
1m3 Arena- Grava	40 botes de 19 litros			
1 Carretilla	4-5 botes 19 litros			
1 Camión de volteo 7m2	280 Botes de 19 litros			

DETALLE DE LOSA Y TRABES



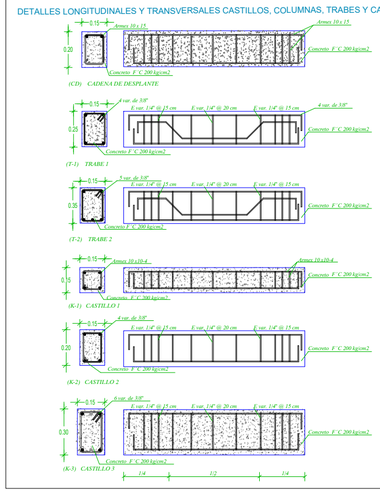

DETALLES LONGITUDINALES Y TRANSVERSALES CASTILLOS, COLUMNAS, TRABES Y CADENA.

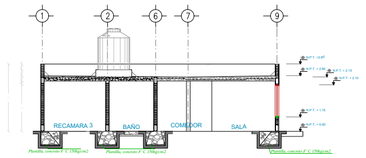

CORTE LONGITUDINAL X-X'

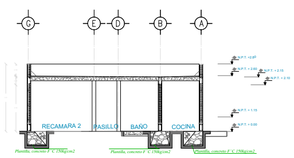

CORTE TRANSVERSAL Y-Y'

DETALLE DE ARMADO DE LOSA CON VARILLAS CORRIDAS, BAYONETAS Y BASTONES

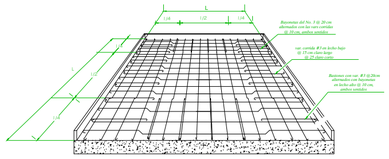

DETALLE CHAROLA DE BAÑO

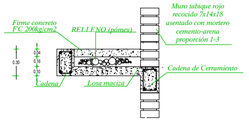

Losas y Trabes

1.- No se permite el traslape de mjs del 50 % del refuerzo principal en una misma sección.
2.- Las losas deben curarse posteriormente al colado.
3.- Las losas y trabes de mas de 4 mts. de claro llevaran una contrafleche de L/360.

Concreto

1.- El concreto tendra una resistencia a compresión de f'c=200 Kg/cm2 en zapatas, cadenas , castillos,losas y trabes.
2.- Tamaño minimo del agregado: 2 cms. en cadenas, losas y trabes.
3.- Recubrimientos; en trabes 3 cms.

Acero de Refuerzo

1.- Acero de 4,200 Kg/cm2, traslape minimo de 40 veces su diametro
2.- estribos de 1/4" de alambrón fy= 2,560 Kg/cm2.
3.- No se deberan traslapar mas de una cuarta parte de las varillas en una distancia de 60 cms.

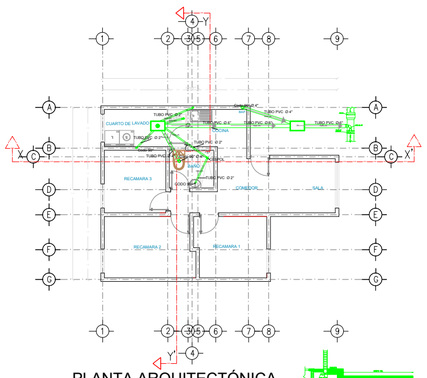

PLANTA ARQUITECTÓNICA

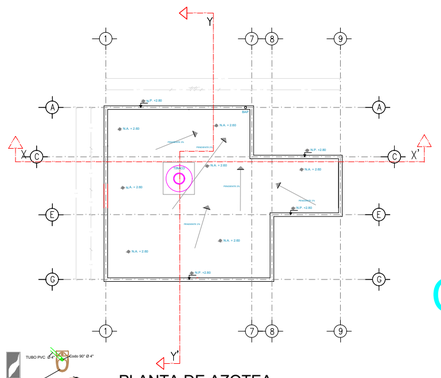

PLANTA DE AZOTEA

CISTERNA

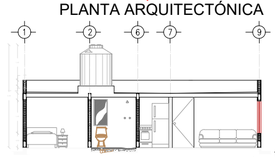

CORTE LONGITUDINAL X-X'

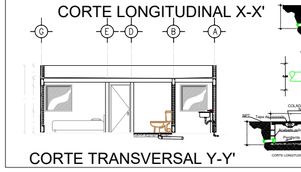
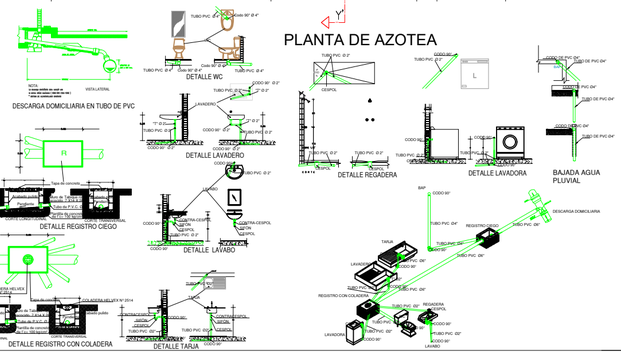
CORTE TRANSVERSAL Y-Y'