










CUADRO DE CARGAS

Cto.	 100 W	 100 W	 30 W	 20 W	 10 W	 50 W	 375 W	 127 W	 127 W	Watts	Ampers	Protección Termomagnética
C1	8							6		1880		
C2												
C3												
C4												
C5												
C6												
Total												

R E S E R V A