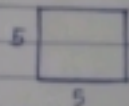
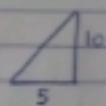


Determina el área de las fig.



$$y = 5 \Rightarrow f(x) = 5$$

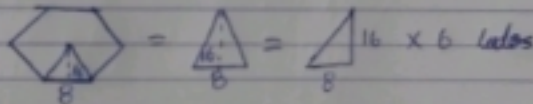
$$\int_0^5 5 \Rightarrow \int_0^5 5x \Rightarrow 5(5) \Rightarrow \underline{\underline{25}}$$



$$m = \frac{\Delta y}{\Delta x} \Rightarrow \frac{10}{5} \Rightarrow 2$$

$$y = 2x + d \Rightarrow f(x) = 2x$$

$$\int_0^5 2x \Rightarrow \int_0^5 \frac{2x^2}{2} \Rightarrow \int_0^5 x^2 \Rightarrow 5^2 = \underline{\underline{25}}$$



$$m = \frac{\Delta y}{\Delta x} = \frac{16}{8} \Rightarrow 2 \Rightarrow y = 2x + d \Rightarrow f(x) = 2x$$

$$\int_0^8 2x \Rightarrow \int_0^8 \frac{2x^2}{2} \Rightarrow \int_0^8 x^2 \Rightarrow 8^2 \Rightarrow (64) (6 \text{ lados}) = 384$$