



Mi Universidad

Unit Activity #1 – U3

Nombre del Alumno: Elisema Jacqueline Cruz Cruz

Nombre del tema: Unit III

Parcial: Third

Nombre de la Materia: English II

Nombre del profesor: Juan Manuel Jaime Díaz

Nombre de la Licenciatura: Técnico en enfermería general

Cuatrimestre: Second

Comitán de Domínguez Chiapas a 13 de mayo de 2024.

TOURIST INFORMATION - CLOTHES

VOCABULARY

Exercise 1. Match the adjectives to pictures a-h. (Escribe la letra de la figura que concuerda con la palabra)

- (3) - a wallet
- (4) - keys.
- (11) - a money
- (9) - an ID card
- (1) - a map
- (5) - a laptop
- (2) - a purse
- (10) - a credit card
- (6) - a passport
- (7) - a guide book
- (3) - a camera



Vocabulary - Clothes



GRAMMAR - Demonstrative adjectives: "this", "that", "these", "those".



Es importante comenzar señalando que los pronombres pueden estar en singular o plural y que pueden hacer referencia a la distancia.

This (este/a/o)

That (ese/a/o, aquél, aquello/a)

These (estos/as)

Those (esos/as, aquellos/as)

Ejemplos:

Singular and this (singular y aquí):

I like this car.(Me gusta este coche.)

Singular and there (singular y allí):

I like that car.(Me gusta ese coche.)

Plural and here (plural y aquí):

I like these cars.(Me gustan estos coches.)

Plural and there (plural y allí):

I like those cars.(Me gustan aquellos coches.)

Los pronombres demostrativos pueden ir acompañados de un nombre como vemos en los ejemplos anteriores, o pueden ir solos como en los siguientes ejemplos:

This is a good book.(Éste es un buen libro.)

What is that?(¿Qué es eso?)

Other Uses of Demonstrative Pronouns (Otros usos de los demostrativos)

1. Podemos utilizarlos "this" para presentarnos por teléfono.

Hello. This is Alicia.(Hola. Soy Alicia.)

2. Para preguntar quién hay al otro lado de la línea telefónica o en un lugar oscuro, usamos "that".

Peter, is that you?(¿Eres tú, Peter?)


3. También usamos "this" cuando presentamos personas.

Lucy, this is my friend Jill.(Lucy, ésta es mi amiga Jill.)

4. "That" también lo podemos utilizar para referirnos a algo del pasado.

That pizza was delicious.(Aquella pizza estaba riquísima.)

Exercise 2. Look at the pictures. "Write "this", "that", "these", or "those" and the name of the clothes.



1. Those jackets



2. this jacket



3. this skirt



4. those shoes



5. These shirts



6. these high heels



7. These suits




8. those ties


Exercise 3. Escribe 8 oraciones usando "this", "that", "these", and "those".

1. This pencil is black
2. This chair is small
3. Those books are in the library
4. Those Keys are in the table
5. That door is big
6. That bottle is the table
7. These socks are White
8. These pencils are blues

GRAMMAR - The Present Simple tense: affirmative statements with “like”, “want”, “need” and “have”.



Tina **likes** these shoes. She **wants** that shirt.



Rob **needs** a book. Now he **has** a book.

| | | |
|--------------|-------|----------------------|
| I | like | those sweaters |
| You | want | |
| We | need | |
| They | have | |
| Sara and Jim | | |
| He | likes | those sweaters, too. |
| She | wants | |
| Cassie | needs | |
| Ivan | has | |















For he, she, and it, add -s to the base form.

like → likes
 want → wants
 need → needs
 BUT: have → has

Exercise 3. Complete each statement with the correct form of the verb.

1. I like (like/likes) your tie.
2. My friends want (want/ wants) this suit.
3. Janet needs (need / needs) this skirt.
4. Peter has (have / has) that jacket.
5. We like (like / likes) our dresses.
6. Sue and Tara want (want/ wants) those suits.

VOCABULARY – Colors and Sizes

| COLORS | | | | | SIZES | | | |
|---|---|---|---|---|--|-----------------|--|--|
|  |  |  |  |  |  | 11. small | | |
| 1. white | 2. gray | 3. black | 4. red | 5. orange |  | 12. medium | | |
| | | | | |  | 13. large | | |
|  |  |  |  |  |  | 14. extra large | | |
| 6. yellow | 7. green | 8. blue | 9. purple | 10. brown | | | | |

Exercise 4. Complete the sentences with the correct form of the verb. Use contractions.

1. A: Do (Do/Does) your children have (have) sweaters for school?

B: My daughter does (do/does), but my son doesn't (don't/doesn't).

2. A: Does (Do/Does) your husband need (need) a black tie?

B: No, he doesn't (don't/doesn't). He has (have) two black ties.

3. A: I need (need) a blue suit for work. Do (Do/Does) you need (need) one too?

B: Yes, I do (do/does).

4. A: Do (Do/Does) you like (like) that green shirt?

B: Actually, no, I don't (don't/doesn't).

5. A: We don't like (not like) the clothes in this store.

B: Really? that's too bad. We do (do/does).

6. A: Do (Do/Does) you have (have) this black jacket in size 34?

B: No, I'm sorry. We _____ don't _____ (don't/doesn't).

GRAMMAR

Favorite

Favorite = the thing or person we like best.

Example: My favorite color is pink.

Example: This is my favorite jacket.

Example: These are my favorite boots.

Example: What's your favorite color?

Example: Who's your favorite actor?

TIP= we use "who" to ask about a person

Example: A: Who's your favorite actor?

B: Leonardo Di Caprio.



i) Fill in the gaps with "this", "these", "my", "who" or "what".

1. answer favorite color is pink.

2. answer is my favorite jacket.

3. answer are my favorite boots.

4. answer 's your favorite color?

5. answer 's your favorite actor?

VOCABULARY- Opposite adjectives to describe clothes



GRAMMAR - The Present Simple tense: questions with “what”, “what color”, “what size”, “why”, “which one” and “which ones”.

- Use a question word and “do” or “does” to ask information questions in the Present Simple tense.

Example: What do you need? (A blue and white tie).

Example: What does she want? (New shoes).

- Use “because” to answer questions with “why”.

Example: Why do they want that suit? (Because it's nice).

- Use “what color” or “what size” to ask about color and size.

Example: What color do you want? (Black).

Example: What size does he need? (Extra large).

- Use “which” to ask about choice. Answer with “one” or “ones”.

Example: Which sweater do you want? (The blue one).

Example: Which shoes does he like? (The black ones).

Exercise 5. Complete the conversations in your own words.

1. A: Which skirt does (she / want)?

B: The white one.

2. A: What does your friend need (your friend / need)?

B: He needs black pants.

3. A: What color shoes do you like (you / like)?

B: The black ones.

4. A: Why do you want (you / want) new shoes?

B: Because I don't have.

5. A: Which shirts do you like (you / like)?

B: The blue one.

6. A: What size shoes do you need (you / need)?

B: The medium size.