



Mi Universidad

Unit Activity #1 – U1

Nombre del Alumno: Angel Esteban Pinto Arizmendi

Nombre del tema: Unit 1

Parcial: Firts

Nombre de la Materia: English IV

Nombre del profesor: Juan Manuel Jaime Díaz

Nombre de la Licenciatura:

Cuatrimestre: Fourth

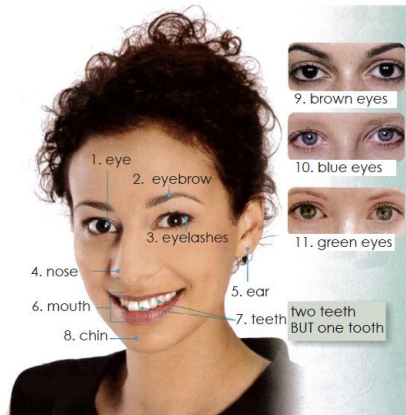
Comitán de Domínguez Chiapas a 04 de marzo de 2024.

APPEARANCE AND HEALTH - Vocabulary



Exercise 1. Translate to spanish the vocabulary above. Traduce al español el vocabulario de arriba.

- | | |
|-----------|---------------------|
| 1. Negro | 10. Ondulado |
| 2. Café | 11. Colocho |
| 3. Rojo | 12. Largo |
| 4. Rubia | 13. Corto |
| 5. Gris | 14. El es calvo |
| 6. Blanco | 15. El tiene bigote |
| 7. Oscuro | 16. El tiene barba |
| 8. Claro | 17. El tiene lentes |
| 9. Lacio | |



Exercise 2. Translate to spanish the vocabulary above. Traduce al español el vocabulario de arriba.

- | | |
|-------------|-----------------|
| 1. Ojos | 7. Dientes |
| 2. Cejas | 8. Barbilla |
| 3. Pestañas | 9. Ojos cafes |
| 4. Nariz | 10. Ojoa azules |
| 5. Oreja | 11. Ojos verdes |
| 6. Boca | |

GRAMMAR

Describing people with "be" and "have".

With "be"

Her eyes are blue.

Their hair is grey.

Her eyelashes are long and dark.

With "have"

She has blue eyes.

They have grey hair.

She has long, dark, eyelashes.

Remember:

Adjectives come before the nouns they describe.

Example: She has blue eyes. NOT She has eyes blue.

Adjectives are never plural.

She has blue eyes. NOT She has eyes blue.

Afirmativo	Negativo	Interrogativo
I am	I am not	Am I ?
You are	You are not	Are you?
He is	He is not	Is he ?
She is	VERBO TO BE	Is she ?
It is	It is not	Is it ?
We are	We are not	Are we ?
You are	You are not	Are you?
They are	They are not	Are they ?

VERBO TO HAVE - PRESENTE DE INDICATIVO		
MODO AFIRMATIVO	MODO INTERROGATIVO	MODO NEGATIVO
I have he / tengo	Have I? ¿He? ¿Tengo?	I have not no he no tengo
You have has / tienes	Have you? ¿Has? ¿Tienes?	You have not no has no tienes
He has ha / tiene	Has he? ¿Ha? ¿Tiene?	He has not no ha no tiene
She has ha / tiene	Has she? ¿Ha? ¿Tiene?	She has not no ha no tiene
It has ha / tiene	Has it? ¿Ha? ¿Tiene?	It has not no ha no tiene
We have hemos tenemos	Have we? ¿Hemos? ¿Tenemos?	We have not no hemos no tenemos
You have han tienen	Have you? ¿Han? ¿Tienen?	You have not no han no tienen
They have han tienen	Have they? ¿Han? ¿Tienen?	They have not no han no tienen

Exercise 3. Complete each sentence with the correct form of "be" and "have".

1. A: What does your brother look like?

B: Well, he ___ has ___ a mustache and wavy hair.

And he wears glasses.

2. A: What does your mother look like?

B: Her hair ___ has ___ curly and black.

3. A: What does her father look like?

B: He ___ has ___ a short, gray beard.

4. A: What does his grandmother look like?

B: She ___has___ curly, gray hair and beautiful eyes.

5. A: What does his sister look like?

B: His sister? Her hair ___be___ long and pretty!

6. A: What do your brothers look like?

B: They _____have_____ straight, black hair, and they wear glasses.

Exercise 4. Write a sentence with "be" and a sentence with "have".

Example:

1. Kate / hair/ long / straight

(using "be") a. Kate's hair is long and straight

(using "have") b. Kate has long straight hair

2. George / short/ black hair

(using "be") a. George's short black hair

(using "have") b. George have black hair short

3. Harry/ long / curly/ hair

(using "be") a. harry's hair curly long

(using "have") b. harry have curly hair long

4. Mary/ eyes/ blue

(using "be") a. mary's blue eyes

(using "have") b. mary have eyes blue

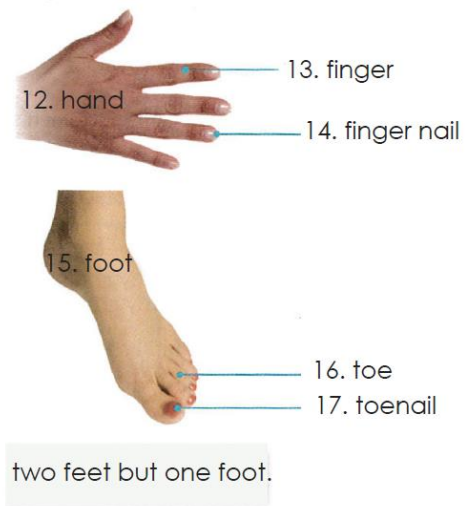
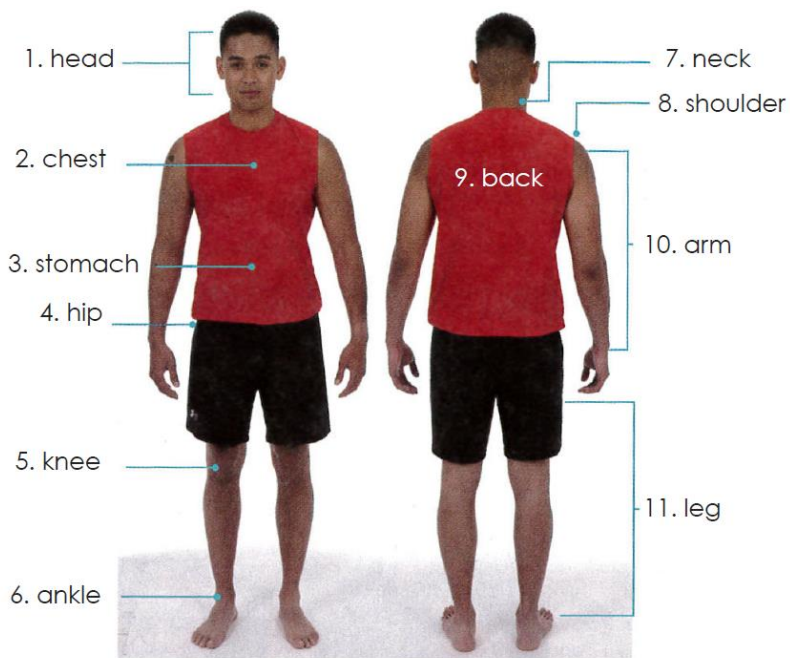
5. Amy/ pretty/ eyes

(using "be") a. amy's pretty eyes

(using "have") b. amy have eyes pretty

VOCABULARY

Parts of the body



Exercise 1. Translate to Spanish the vocabulary above. Traduce al español el vocabulario de arriba.

- | | |
|-------------|--------------------------|
| 1. Cabeza | 10. Brazo |
| 2. Pecho | 11. Pierna |
| 3. Estomago | 12. Mano |
| 4. Cadera | 13. Dedo |
| 5. Rodilla | 14. Uña del dedo |
| 6. Tobillo | 15. Pie |
| 7. Cuello | 16. Dedo del pie |
| 8. Hombro | 17. Uña del dedo del pie |

9. Espalda

VOCABULARY - Ailments (Enfermedades/Dolores)

I don't feel well. I have ...



1. a headache



2. a stomachache



3. an earache



4. a toothache



5. a backache



6. a cold



7. a sore throat



8. a fever



9. a cough



10. a runny nose

Exercise 2. Translate to Spanish the vocabulary above. Traduce al español el vocabulario de arriba.

1. Dolor de cabeza

6. Resfriado

2. Dolor de estomago

7. Dolor de garganta

3. Dolor de oido

8. Fiebre


4. Dolor de diente

9. Tos


5. Dolor de espalda

10. Esgurrimiento nasal

VOCABULARY - Remedies



1. take something



2. lie down



3. have some tea



4. see a doctor/ see a dentist

1. Toma algo.

2. Recuéstate.

3. Toma un té.

4. Ve un doctor / ve un dentista.

Exercise 3. Escribe 8 oraciones usando el vocabulario de arriba

Example: I have a cold; I should see a doctor.

1. She has a toothache / She should see a dentist

2. He has a headache / He should lie down

3. Rachel has a stomachache / She should have some tea

4. Luke has a sore throat / He should have something

5. Jack has a fever / He should see a doctor

6. Cesar has a fever / He should have some tea

7. Cairo has a cold / He should see a doctor

8. Cadena has a runny nose / He should have something

GRAMMAR - Modal: "should" + base form for suggestions

Should: deber

Shouldn't: no deber

Should not: no deber

Usos

1. **Dar consejos (give advice)**; ejemplo:

-I think you should go to the doctor. (Creo que debes ir al médico)

-You shouldn't drink alcohol. (No deberías beber alcohol)

2. **Mostrar obligación** o deber (obligation or duty) para decir qué es lo correcto

-You should wear a helmet when riding a motorcycle. (Usted debe usar un casco cuando conduzca una motocicleta)

-You shouldn't smoke in here. (No deberías fumar aquí)

3. **Mostrar probabilidad o expectativa** (probability or expectation)

-They should be here soon. (Deberían estar aquí pronto)

-I believe 200 dollars should be enough for the trip. (Creo que 200 dólares deberían ser suficientes para el viaje)

Estructura

a) Affirmative: después de SHOULD el verbo no debe tener TO, sólo la forma base.

He should call an ambulance right now. (El debería llamar una ambulancia ahora mismo)

b) Negative: la forma sin contracción es **SHOULD NOT** y con contracción es **SHOULDN'T**; ambas formas son correctas.

-They shouldn't cheat on the Spanish exam. (Ellos no deben hacer trampa en el examen de español)

-That soccer player should not dive all the time; it's not fair play. (Ese jugador de fútbol no debería fingir/echarse a la piscina todo el tiempo; no es juego limpio)

c) Interrogative: debemos usar SHOULD antes del SUJETO.

-Should I take a summer course at college? (¿Debo tomar un curso de verano en la universidad?)

-Yes, you should. (Sí)

-No, you shouldn't. (No)



Exercise 4. Complete each sentence with “**should o shouldn't**” and a verb form the box.

1. It's your birthday. You should go out for dinner!
2. I'm sorry you have a toothache. You ____should____ **(see)** a dentist.
3. There's a movie on TV tonight. We ____should____ **(watch)** it.
4. You have a cold? You ___shouldn't___ **(not exercise)** today.
5. We have tomatoes, potatoes, and onions. We ____should____ **(make)** tomato potato soup for dinner tonight!
6. Pam's taking a shower right now. You ____should____ **(call)** back later.
7. Martin has a headache. He ____shouldn't___ **(not play)** soccer tonight.
8. It's time for bed. You ____should____ **(get)** undressed.