



Licenciatura en Arquitectura

Nombre del alumno:

Ana Fabiola López Aguilar

Materia:

Análisis de Estructuras

Nombre del profesor:

Arq. Pedro Alberto García López

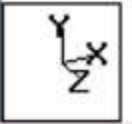
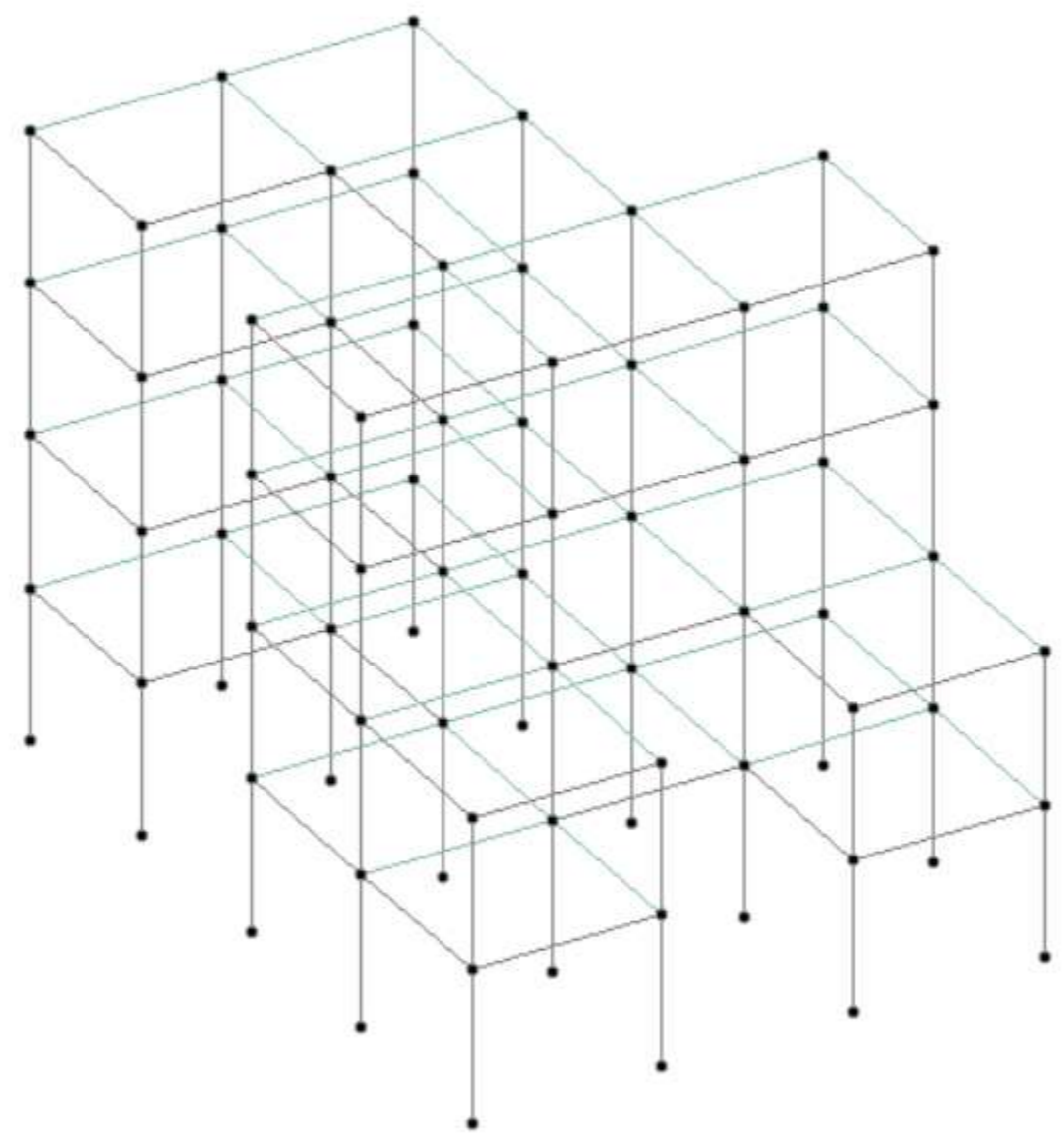
Cuatrimestre:

Quinto

Nombre de la actividad:

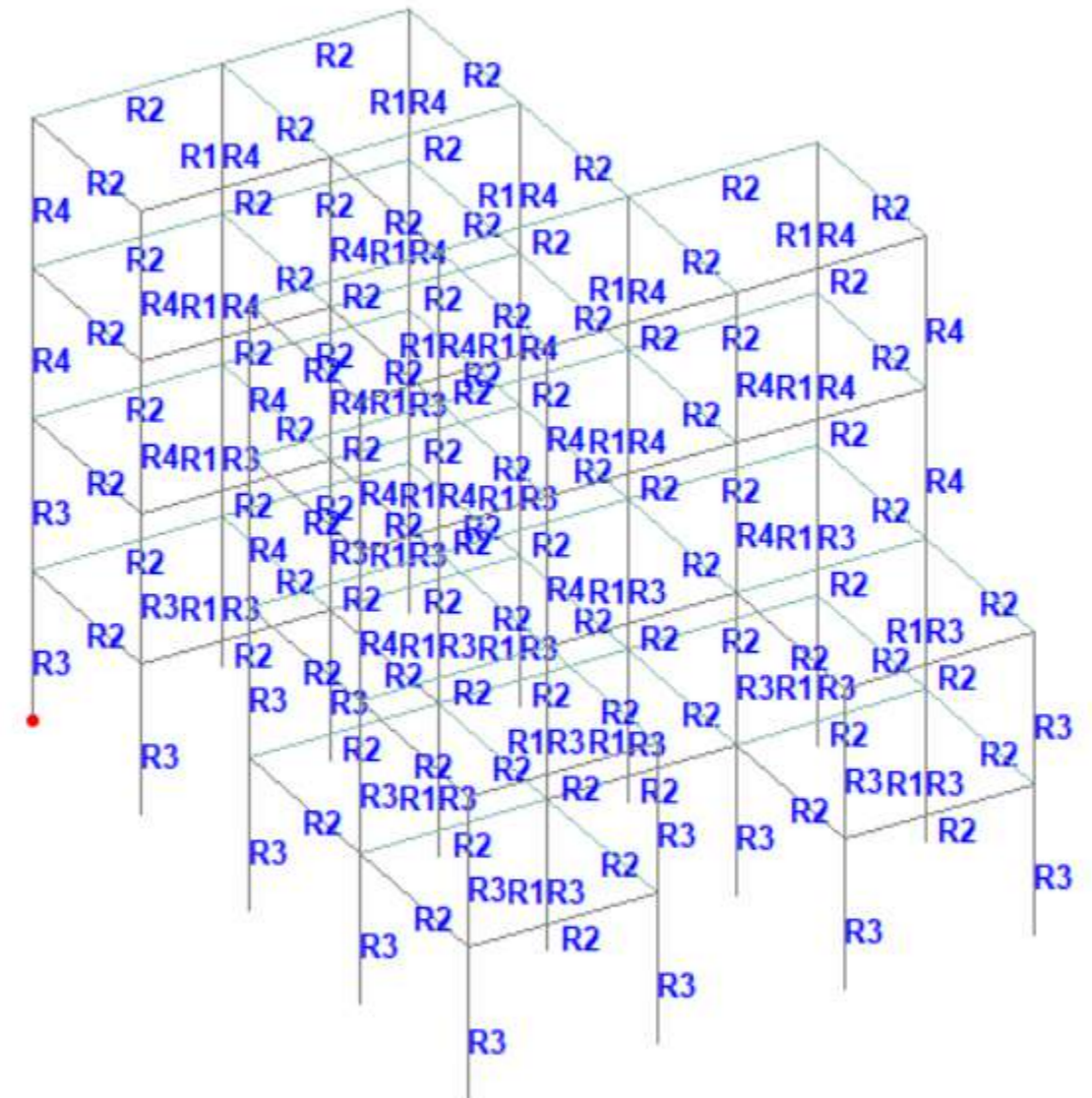
Unidad III: Edificio

Fecha: 10 de marzo de 2024



Node	X m	Y m	Z m
1	0.000	0.000	0.000
2	5.000	0.000	0.000
3	10.000	0.000	0.000
4	0.000	0.000	5.000
5	5.000	0.000	5.000
6	10.000	0.000	5.000
7	0.000	0.000	10.000
8	5.000	0.000	10.000
9	10.000	0.000	10.000
10	15.000	0.000	10.000
11	0.000	0.000	15.000
12	5.000	0.000	15.000
13	10.000	0.000	15.000
14	15.000	0.000	15.000

Beam	Node A	Node B	Property Refn
1	19	1	3
2	20	2	3
3	21	3	3
4	22	4	3
5	23	5	3
6	24	6	3
7	25	7	3
8	26	8	3
9	27	9	3
10	28	10	3
11	29	11	3
12	30	12	3
13	31	13	3



Beam	Node A	Node B	Property Refn.	M
1	19	1	3	CON
2	20	2	3	CON
3	21	3	3	CON
4	22	4	3	CON

Properties - Whole Structure

Section **Beta Angle**

Ref	Section	Material
1	Plate Thickness	CONCRETE
2	Rect 0.40x0.20	CONCRETE
3	Rect 0.40x0.40	CONCRETE
4	Rect 0.35x0.35	CONCRETE

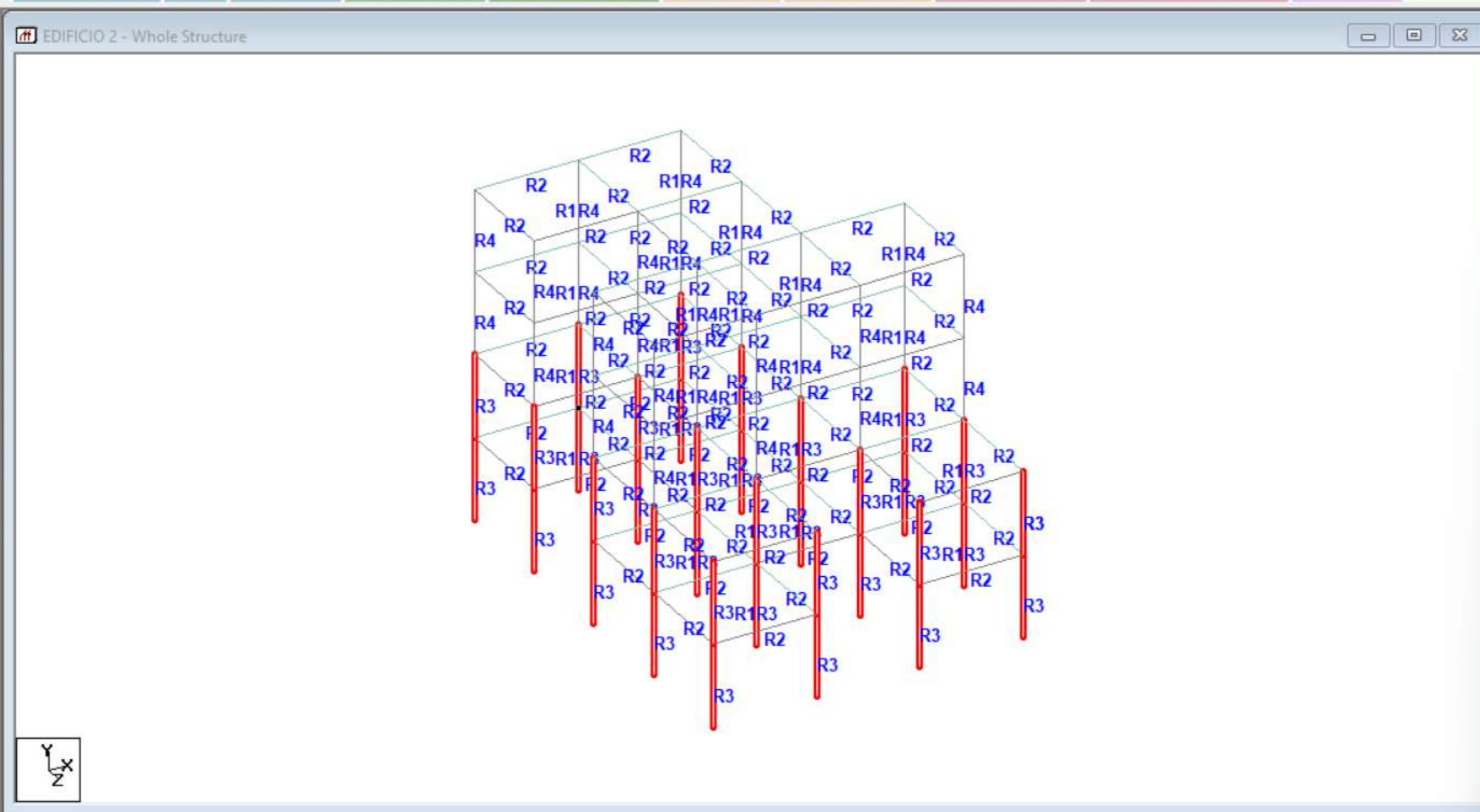
Highlight Assigned Geometry

Assignment Method

Assign To Selected Beams
 Use Cursor To Assign

Assign To Edit List
 Assign To View

Design Material Load & Definition Support Spec Property
 General Geometry Setup
 Analysis/Print



EDIFICIO 2 - Beams

Beam	Node A	Node B	Property Refn.	M
61	36	54	3	CON
62	37	38	2	CON
63	38	41	2	CON
64	41	40	2	CON

Properties - Whole Structure

Section Beta Angle

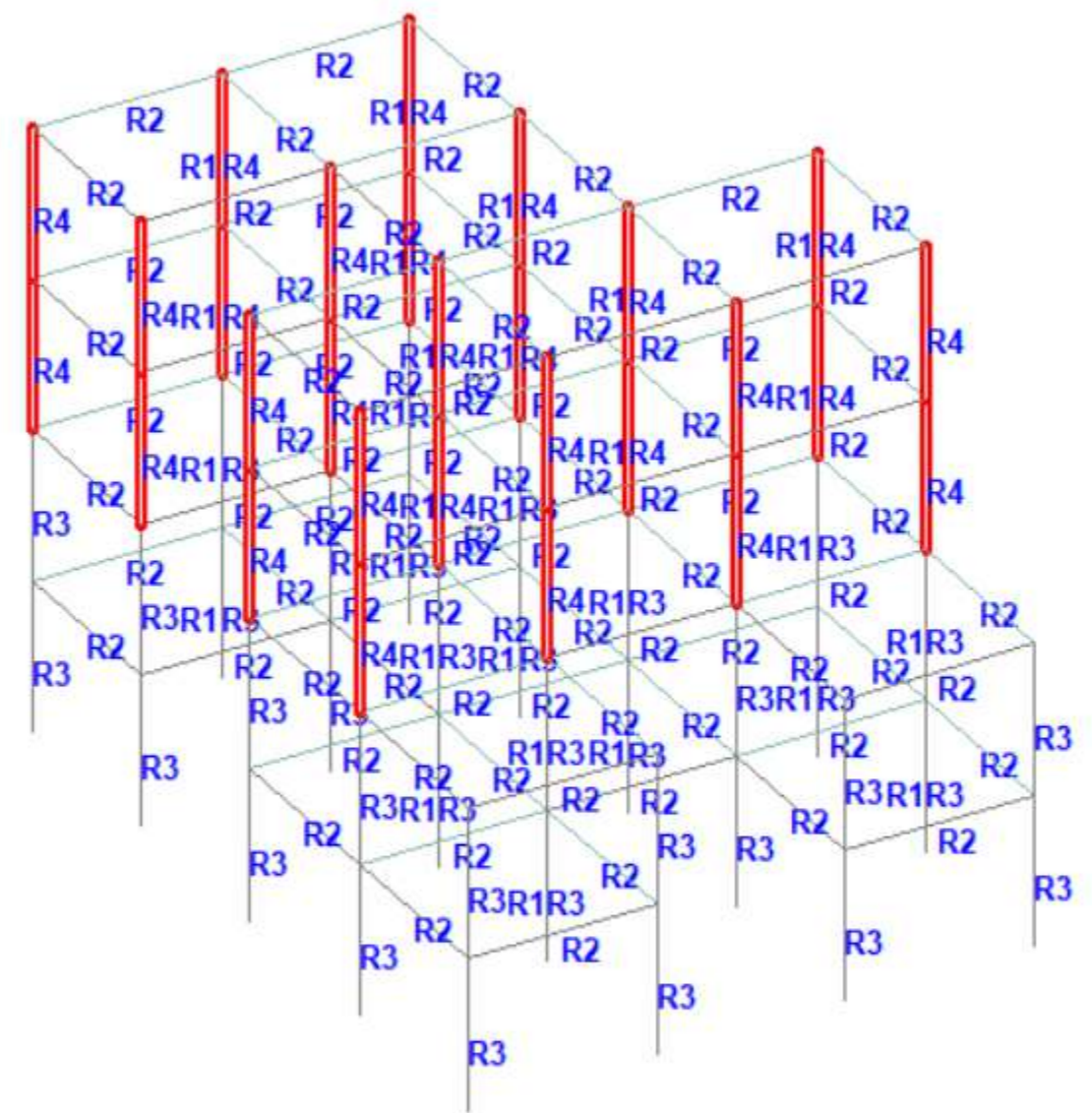
Ref	Section	Material
1	Plate Thickness	CONCRETE
2	Rect 0.40x0.20	CONCRETE
3	Rect 0.40x0.40	CONCRETE
4	Rect 0.35x0.35	CONCRETE

Highlight Assigned Geometry

Assignment Method

Assign To Selected Beams Use Cursor To Assign
 Assign To Edit List Assign To View

1 To 18 44 To 61



Beam	Node A	Node B	Property Refn.	M
133	68	82	4	CON
134	69	70	2	CON
135	70	73	2	CON
136	73	72	2	CON

Properties - Whole Structure

Section **Beta Angle**

Ref	Section	Material
1	Plate Thickness	CONCRETE
2	Rect 0.40x0.20	CONCRETE
3	Rect 0.40x0.40	CONCRETE
4	Rect 0.35x0.35	CONCRETE

Highlight Assigned Geometry

Assignment Method

Assign To Selected Beams
 Use Cursor To Assign

Assign To Edit List
 Assign To View

87 To 100 120 To 133

