

UNIT I. INTRODUCTION – IT’S NICE TO MEET YOU

I.1.- The verb be

The verb be		
I'm Jennifer Miller.	Are you Steven Carson?	I'm = I am
You're in my class.	Yes, I am .	You're = You are
She's in our class. (Jennifer is in our class.)	No, I'm not .	He's = He is
He's over there. (Steven is over there.)	How are you ?	She's = She is
It's Miller. (My last name is Miller.)	I'm fine.	It's = It is

A Complete the conversation with the correct words in parentheses. Then practice with a partner.

David: Hello, Jennifer. How are (is / are) you?
 Jennifer: I'm (She's / I'm) fine, thanks.
I'm (I'm / It's) sorry – what's your name again?
 David: It's (He's / It's) David – David Medina.
 Jennifer: That's right! David, this is (is / am) Sarah Conner.
She's (She's / He's) in our math class.
 David: Hi, Sarah. I'm (I'm / It's) nice to meet you.
 Sarah: Hi, David. I think you're (you're / I'm) in my English class, too.
 David: Oh, right! Yes, I am (are / am).

2 The verb be

- ▶ In questions, the *be* verb comes before the noun or pronoun: **Is he** your teacher?
- ▶ Don't use contractions in short answers with Yes: Are you in my class? Yes, **I am**. (NOT: Yes, I'm.)

Complete the conversations. Use the words in the box.

am	I'm	it's	she's
are	I am	I'm not	you <u>you're</u>

- A: Excuse me. Are you Patty Wilson?
 B: No, I'm not. She's over there.
 A: OK. Thanks.
- A: Hi. Are you Patty Wilson?
 C: Yes, I'm.
 A: Oh, good. I am Sergio Baez. you're in my English class.
 C: Yes, I am. It's nice to meet you, Sergio.

1.2.- Possessive Adjectives

My, your, his, her

What's **your** name?
 What's **his** name?
 What's **her** name?

My name is Taylor.
His name is Michael.
Her name is Jennifer.

What's = What is

A Complete the conversations. Use *my, your, his, or her*.



1. A: Hello. What's*your*..... name?
 B: Hi.*my*..... name is Antonio.
 What's*your*..... name?
 A:*my*..... name is Nicole.




2. A: What's*his*..... name?
 B:*my*..... name is Michael.
 A: And what's*her*..... name?
 B:*my*..... name is Jennifer.

1 My, your, his, her

► Use *his* with males and *her* with females: **His** name is David. (NOT: Her name is David.) **Her** name is Maria. (NOT: His name is Maria.)

Complete the conversations with *my, your, his, or her*.

1. A: Hello.*My*..... name is Carlos.
 B: Hi, Carlos. What's*your*..... last name?
 A: It's Gonzales.
 B: How do you spell*your*..... last name? Is it G-O-N-Z-A-L-E-Z?
 A: No, it's G-O-N-Z-A-L-E-S. And what's*his*..... name?
 B:*my*..... name is Bill Powers. Nice to meet you.
2. A: What's Ms. Robinson's first name?
 B:*My*..... first name is Katherine.*my*..... nickname is Katie.
 A: I'm sorry. What's*your*..... first name again?
 B: It's Katherine. And what's Mr. Weber's first name?
 A:*His*..... first name is Peter.
 B: That's right. And*my*..... nickname is Pete.

A  Listen and practice.

Jennifer: Excuse me. Are you Steven Carson?
 David: No, I'm not. He's over there.
 Jennifer: Oh, I'm sorry.



Jennifer: Steven? This is your book.
 Steven: Oh, thank you. You're in my class, right?
 Jennifer: Yes, I am. I'm Jennifer Miller.



Steven: Hey, David, this is Jennifer. She's in our math class.
 David: Hi, Jennifer.
 Jennifer: Hi, David. Nice to meet you.



B GROUP WORK Greet a classmate. Then introduce him or her to another classmate.

"Hey, Ming, this is . . ."

B Complete the conversations. Then practice in groups.

Nicole: Excuse me. Are you Steven Carson?
 David: No, I'm not. My name is David Medina. Steven he's over there.
 Nicole: Oh, sorry.

Nicole: Are you Steven Carson?
 Steven: Yes, I am.
 Nicole: Hi. I am Nicole Johnson.
 Steven: Oh, you're in my math class, right?
 Nicole: Yes, I am.
 Steven: I'm nice to meet you.

C CLASS ACTIVITY Write your name on a piece of paper. Put the papers in a bag. Then take a different paper. Find the other student.


A: Excuse me. Are you Jin-sook Cho?
 B: No, I'm not. She's over there.
 A: Hi. Are you Jin-sook Cho?
 C: Yes, I am.




1.3.- Article a, an


ARTICLES Classroom objects

A  Listen. Complete these sentences with *a* or *an*.


articles 
an + vowel sound
a + consonant sound




1. This is ...**a**... book.




2. This is ...**an**... eraser.




3. This is ...**an**... English book.



4. This is ...**a**... marker.





5. This is ...**a**... notebook.




6. This is ...**a**... clock.

1.4.- Use of This and These / It and They


This/these, it/they; plurals 




This is a clock.



These are clocks.




What's **this**?
It's an earring.



What **are these**?
They're earrings.

It's = It is
They're = They are

Complete these conversations. Then practice with a partner.



1. A: What are these..... ?
B: They're keys.....

2. A: What is these..... ?
B: this a map.....

3. A: What are these ?
B: They're bags.....



4. A: What is this..... ?
B: It's a clock.....

5. A: What this..... ?
B: It's an umbrella.....

6. A: What this..... ?
B: It's a glasses.....

1 This/these; it/they; plurals

- ▶ Don't use a contraction with *What + are*: **What are** these? (NOT: **What're** these?)
- ▶ Use *this* with singular nouns: **This** is a book. Use *these* with plural nouns: **These** are earrings.

Circle the correct words.

1. A: **What's** / **What are** these?
B: **It's** / **They're** my earring / **earrings**.
2. A: **What's** / **What are** this?
B: **It's** / **They're** a / **an** cell phone.
3. A: **What's this** these?
B: **It's** / **They're** a / **an** address book.

Yes/No and where questions with be

Is this your wallet?

Yes, **it is**. / No, **it's not**.

Where's your wallet?

It's in my pocket.

Are these your keys?

Yes, **they are**. / No, **they're not**.

Where are my keys?

They're on the table.

A Complete these conversations. Then practice with a partner.

1. A:is..... this your umbrella?

B: No, it's not.

A:Are..... these your keys?

B: Yes, they're are. Thanks!

3. A: Whereis..... your sunglasses?

B: They're on the table.

A: No, it's not. They're my sunglasses!

B: You're right. My sunglasses they're in my purse.

2. A: Where are my glasses?

B: Are this your glasses?

A: No, they're not.

B: Wait! are they in your pocket?

A: Yes, they're are. Thanks!

4. A: are there this my pen?

B: No, it's not. It's my pen.

A: Sorry. where is my pen?

B: they're on your desk.

A: Oh, you're right!

B GROUP WORK Put three of your things in a bag. Then choose three different things. Find the owner of each thing.

A: Is this your pen, Yuko?

B: No, it's not.

A: Are these your keys, Sergio?

C: Let me see. Yes, they are.

2 Yes/No and *where* questions with *be*

► In questions with *where*, the verb comes after *Where*: **Where are** my sunglasses?
(NOT: ~~Where my sunglasses are?~~)

A Match the questions with the answers.

- | | |
|-------------------------------------|----------------------------|
| 1. Is that your wallet? ...c.... | ✓a. They're in your purse. |
| 2. Are these your glasses? ..e..... | ✓b. No, it's not. |
| 3. Where are my keys?a.... | ✓c. Oh, yes, it is! |
| 4. Is this your pen? ..b..... | d. It's in my pocket. |
| 5. Where's your watch? ..d..... | ✓e. No, they're not. |

B Complete the conversation. Use the words in the box.

are they ✓	it is ✓	they are ✓	where ✓
it ✓	it's	this ✓	✓ where's

- A:Where's..... my pen?
 B: I don't know. Isit..... in your book bag?
 A: No,it's..... not.
 B: Isthis..... your pen?
 A: Yes,it is..... Thanks! Now,where..... are my keys?
 B:are they..... on your desk?
 A: Yes,they are..... Thank you!

CONVERSATION *Oh, no!*

🎧 Listen and practice.

Kate: Oh, no! Where are my car keys?
 Joe: I don't know. Are they in your purse?
 Kate: No, they're not.
 Joe: Maybe they're on the table in the restaurant.

Server: Excuse me. Are these your keys?
 Kate: Yes, they are. Thank you!
 Server: You're welcome. And is this your wallet?
 Kate: Hmm. No, it's not. Where's your wallet, Joe?
 Joe: It's in my pocket. . . . Wait a minute! That *is* my wallet!

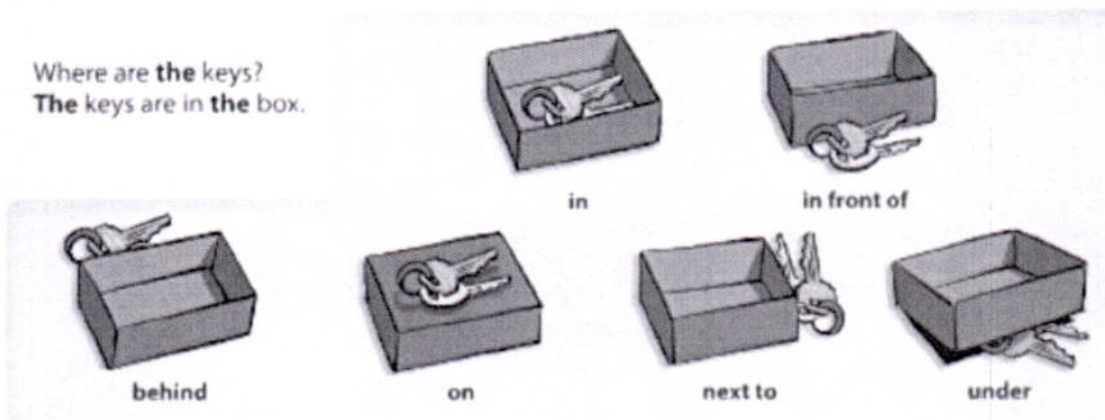


1.5.- Prepositions of place

WORD POWER *Prepositions; article the*

A 🎧 Listen and practice.

Where are **the** keys?
The keys are **in** **the** box.



B ② Complete these sentences. Then listen and check your answers.



1. The books are in the book bag.




2. The cell phone is next to comb.



3. The map is under newspaper.



4. The chair is behind the table.



5. The wallet is on notebook.



6. The sunglasses are in front of bag.

C PAIR WORK Ask and answer questions about the pictures in part B.

1) A: Where are the books?
B: They're in the book bag.

2) A: Where are the cell phone?
B: It's next to the comb

3) A: Where are the map?
B: It's under the newspaper

4) A: Where are the chair?
B: Behind the table

5) A: Where are the wallet?
B: It's on the notebook

6) A: Where are the sunglasses?
B: In front of the bag

WHERE ARE JOE'S THINGS?

PAIR WORK Now help Joe find his things. Ask and answer questions.

- briefcase
- cell phone
- newspaper
- umbrella
- camera
- glasses
- notebook
- wallet

A: Where's his briefcase?
B: It's on the table.

A: Where are the cell phone?
B: It's under a table

A: Where are the camera?
B: In front on the television



A: Where are the newspaper?
B: It's on the table

A: Where are the glasses?
B: It's on the clock

A: Where are the notebook?
B: It's front of clock

A: Where's the umbrella?
B: Behind a furniture

A: Where are the wallet?
B: It's under the chair

Progress check

HOW ARE YOU?

A Complete the conversation. Use the sentences and questions in the box.

Matt: Hi. How are you?.....

Nicki: I'm fine, thanks. How about you?

Matt: Pretty good, thanks. My name is Matt Carlson

Nicki: And I'm Nicki White.

Matt: It's nice to meet you, Nicki

Nicki: Nice to meet you, too. Oh, are you in my English class?

Matt: Yes, I am.

Nicki: Well, have a good day

Matt: See you in class.

My name is Matt Carlson.

~~Oh, are you in my English class?~~

~~How about you?~~

✓ Hi. How are you?

~~It's nice to meet you, Nicki.~~

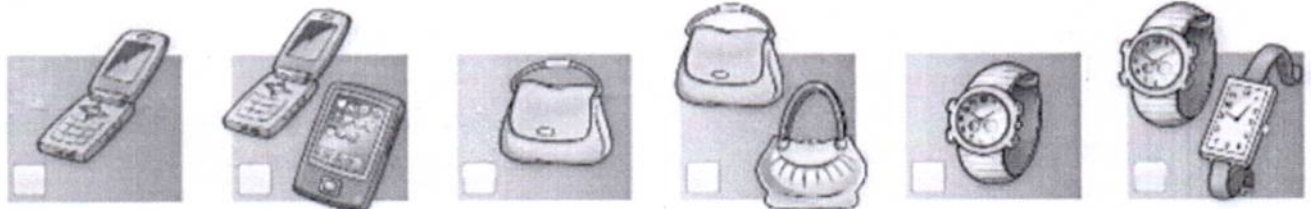
~~Well, have a good day.~~

B PAIR WORK Practice the conversation from part A. Use your own information. Then introduce your partner to a classmate.

"Malena, this is my friend. His name is Tetsu. ..."

LISTENING What's this? What are these?

1 Listen to the conversations. Number the pictures from 1 to 6.



WHAT'S WRONG WITH THIS ROOM?

A What's wrong with this room? Make a list. Find 10 things.

3. The backpack is in trash can

2. These chairs are under a table


1. The chair is on the desk.

10. The desk is front on the table

9. The calendar is next to the door

8. The clock is under the lap top

7. The TV is in front of window



5. The laptop is on clock

4. The paper is next to trash can

6. The umbrella is behind the picture.

B PAIRWORK Ask and answer *Where* questions about the picture.

A: Where's the chair?
B: It's on the desk.

YES OR NO GAME

Write five yes/no questions about the picture in Exercise ↑ Three have "yes" answers, and two have "no" answers. Then ask a partner the questions.

A: Is the chair behind the clock?
B: No, it isn't.

A: Is the umbrella next to the chair?
B: No, it isn't

A: Is the phone on the desk?
B: No, it isn't

A: Is the backpack in trash can?
B: Yes, there it is

A: Is the umbrella behind the picture?
B: Yes, there it is

A: Is the laptop on the clock?
B: Yes, there it is

Pag. 22

Activity B.

- ① A. Where's the chairs?
B. They're under the table
- ② A. Where is the back pack?
B. It's in the trash can
- ③ A. Where is the paper?
B. It's next to trash can
- ④ A. Where is the lap top?
B. It's on a clock
- ⑤ A. Where is the umbrella?
B. It's behind the picture
- ⑥ A. Where is the TV?
B. It's in front of window
- ⑦ A. Where are the clock?
B. It's under the laptop
- ⑧ A. Where is the desk?
B. It's in front of the table
- ⑨ A. Where is the calendar?
B. It's next to the door
- ⑩ A. Where is the phone?
B. It's under the desk

Yes or no game: Write five yes/no questions about the picture in exercise.

UNIT I. INTRODUCTION – IT'S NICE TO MEET YOU WORKBOOK

Complete the conversations. Use my, your, his, or her.



1. A: Hi. What's your name?
 B: My name is Carla. And what's your name?
 A: My name is David.


2. A: What's his name?
 B: My name is Michael.
 A: And what's her name?
 B: my name is Sarah.

Choose the correct responses.

1. A: Hi, Daniel.
 B: Hello.
 • Hello.
 • It's nice to meet you.
2. A: My name is Pam Walker.
 B: I'm Jake Williams
 • It's Williams.
 • I'm Jake Williams.
3. A: Hello, Yuko. How's it going?
 B: Fine, thanks
 • Fine, thanks.
 • Nice to meet you, too.
4. A: How do you spell your last name?
 B: R-O-G-E-R-S
 • R-O-G-E-R-S.
 • It's Rogers.
5. A: I'm Bill Delgado.
 B: It's nice to meet you
 • Nice to meet you, too.
 • It's nice to meet you.



Complete the conversations.



1. A: Hello, Mr. Jones.
 B: Good morning, Susan.
How are you?
 A: It's OK, thank you.



2. A: Hi. How are you, Mrs. Stein?
 B: I'm just walking, thank you.
 How about this,
Morning Smith?
 A: Pretty good, thanks.



3. A: How's it going, Tim?
 B: Great. how are you doing?
 A: Pretty good.

Complete the conversations. Use the words in the box.

<input checked="" type="checkbox"/> am	<input checked="" type="checkbox"/> he's	<input checked="" type="checkbox"/> I'm not	<input checked="" type="checkbox"/> it's	<input checked="" type="checkbox"/> you
<input checked="" type="checkbox"/> are	<input checked="" type="checkbox"/> I'm	<input checked="" type="checkbox"/> is	<input checked="" type="checkbox"/> me	<input checked="" type="checkbox"/> you're

1. Debra: Excuse me. Are you James Lawson?
 Kevin: No, I'm not. he's over there.
 Debra: Oh, I'm sorry.


2. Debra: Excuse me. you're you James Lawson?
 James: Yes, I am.
 Debra: Hi, James. My name is Debra Marks.
 James: Oh, are in my English class.
 Debra: That's right. it's nice to meet you.
 James: Nice to meet you, too.



Complete the conversation. Use the questions in the box.

<input checked="" type="checkbox"/> What's your name?	<input type="checkbox"/> And what's your email address?
<input checked="" type="checkbox"/> And how do you spell your last name?	<input checked="" type="checkbox"/> What's your phone number?
<input checked="" type="checkbox"/> Are you Ashley Nevins?	<input checked="" type="checkbox"/> How do you spell your first name?

A: Hi. Are you Ashley Nevins?
 B: No, I'm not.
 A: Oh, I'm sorry. What's your name?
 B: Kerry Moore.
 A: How do you spell your first name?
 B: K-E-R-R-Y.
 A: And how do you spell your last name?
 B: M-O-O-R-E.
 A: What's your phone number?
 B: It's 618-555-7120.
 A: And what's your email address?
 B: It's kmoore19@cup.org.



Hello and good-bye!


A Complete the conversations. Use the words in parentheses.

- | | |
|---|---|
| <p>1. A: <u>Hi</u>
(Hi. / Excuse me.) How are you?
B: I'm fine, thanks.</p> | <p>3. A: <u>Excuse me</u>
(Excuse me. / Thank you.) Are you Soo-mi Kim?
B: Yes, I am.</p> |
| <p>2. A: <u>Good-bye</u>
(Hello. / Good-bye.)
B: See you tomorrow.</p> | <p>4. A: <u>Good evening</u>
(Good evening. / Good night.)
B: Hello.</p> |

What are these things?

A What's in the picture? Write the things.


1. a bag
2. an umbrella
3. a laptop
4. a cell phone
5. a book
6. a briefcase
7. a comb
8. a trash can



B What's in the picture? Write sentences.

1. This is a bag.
2. This is an umbrella
3. This is a laptop
4. This is a cell phone
5. This is a book
6. This is a briefcase
7. This is a comb
8. This is a trash can

Complete the questions with this or these. Then answer the questions.



1. A: What's this ? 2. A: What's this ? 3. A: What are these ?
 B: It's a camera . B: It's a clock . B: They're the earrings



4. A: What are these ? 5. A: What are this ? 6. A: What's this ?
 B: They're the markers B: It's a glasses . B: It's a student ID

Complete the conversation. Use the words in the box.

<input checked="" type="checkbox"/> a	<input checked="" type="checkbox"/> 's	<input checked="" type="checkbox"/> this	<input checked="" type="checkbox"/> they	<input checked="" type="checkbox"/> you
<input type="checkbox"/> an	<input checked="" type="checkbox"/> it's	<input checked="" type="checkbox"/> these	<input type="checkbox"/> they're	<input checked="" type="checkbox"/> you're

Dana: Wow! What's this?
 Chris: It's a purse.
 Dana: Oh, cool. Thank you , Chris.
 Chris: you're welcome.
 Eva: Now open this box.
 Dana: OK. What 's this?
 Eva: It's a scarf.
 Dana: Oh, thank you, Eva. And what are these ?
 Eva: They 're earrings.
 Dana: Thanks! They're great!
 Amy: Open this, too!
 Dana: Oh, it's an umbrella. Thanks, Amy!




Complete the conversations.



1. A: Where is my English dictionary?
 B: Is it in your book bag?
 A: No, it's not.
 B: Wait a minute. are it on the desk?
 A: Yes, it is. Thank you!



2. A: This this my newspaper?
 B: No, it's not.
 It's my newspaper.
 A: Sorry. Where are is my newspaper?
 B: Is it under your chair?
 A: Oh, yes, it is. Thanks.




3. A: Where are my glasses?
 B: Are they in your purse?
 A: No, they're not.
 B: are they on your desk?
 A: Hmm. Yes, they are. Thanks.




4. A: Are my pens on your desk?
 B: No, they're not. Sorry.
 A: Hmm. where are my pens?
 B: are they in your pocket?
 A: Let me see. Yes, they are.
 Thank you!

Complete the sentences. Use the prepositions in the box.

- behind
 in
 in front of
 next to
 on
 under




1. The wallet is in the purse.



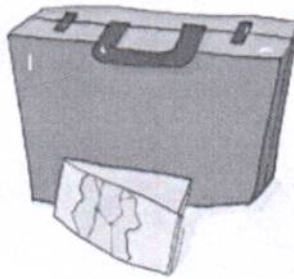
2. The chair is behind the desk.




3. The glasses are on the chair.



4. The cell phone is under the table.




5. The map is in front of the briefcase.



6. The keys are next to the umbrella.

Where are these things?

A Look at the picture. Write questions and answers about the things in parentheses.



- | | |
|---|---|
| <p>1. A: <u>Where is the briefcase?</u> (briefcase)
 B: <u>It's next to the television</u></p> <p>2. A: <u>Where are the books</u> (books)
 B: <u>They're under the table</u></p> <p>3. A: <u>Where is the cell phone</u> (cell phone)
 B: <u>It's in the bag</u></p> | <p>4. A: <u>Where is the keys</u> (keys)
 B: <u>On top of the briefcase</u></p> <p>5. A: <u>Where is the camera</u> (camera)
 B: <u>It's in front of television</u></p> <p>6. A: <u>Where are the sunglasses</u> (sunglasses)
 B: <u>It's next to the chair</u></p> |
|---|---|