



B Complete these sentences. Then listen and check your answers.



1. The books are in the  
back bag.




2. The cell phone is Next to  
the hair brush.



3. The map is Under  
the newspaper.



4. The chair is Under the  
table.



5. The wallet is On the  
notebook.



6. The sunglasses are In front  
of the Purse.

C PAIR WORK Ask and answer questions about the pictures in part B.

A: Where are the books?

B: They're in the book bag.

- Where is his briefcase?

It's under the magazine

- Where is his camera?

It's on the furniture

- Where is his cell phone?

It's in front of the magazine

- Where are his glasses?

They're on the clock

- Where is his newspaper?

It's next to the briefcase

- Where is his notebook?



It's under the magazine

- Where is his umbrella?

It's between the sofa and the wall

# SECTION - IT'S NICE TO MEET YOU WORKBOOK

Complete the conversations. Use my, your, his, or her.



1. A: Hi. What's your name?  
B: My name is Carla. And what's your name?  
A: my name is David.

2. A: What's YOUR name?  
B: my name is Michael.  
A: And what's YOUR name?  
B: my name is Sarah.

Choose the correct responses.

1. A: Hi, Daniel.  
B: Hello.  
• Hello.  
• It's nice to meet you.
2. A: My name is Pam Walker.  
B: \_\_\_\_\_  
• It's Williams.  
• I'm Jake Williams.
3. A: Hello, Yuko. How's it going?  
B: \_\_\_\_\_  
• Fine, thanks.  
• Nice to meet you, too.
4. A: How do you spell your last name?  
B: \_\_\_\_\_  
• R-O-G-E-R-S.  
• It's Rogers.
5. A: I'm Bill Delgado.  
B: \_\_\_\_\_  
• Nice to meet you, too.  
• It's nice to meet you.



**Hello and good-bye!**

**A** Complete the conversations. Use the words in parentheses.

1. A: Hi How are you  
(Hi. / Excuse me.) How are you?

B: I'm fine, thanks.

2. A: Good-bye  
(Hello. / Good-bye.)

B: See you tomorrow.

3. A: Excuse me Are you Soo-mi Kim?  
(Excuse me. / Thank you.) Are you Soo-mi Kim?

B: Yes, I am.


4. A: Hello good night  
(Good evening. / Good night.)

B: Hello.

**What are these things?**

**A** What's in the picture? Write the things.


1. a bag
2. a lapto
3. a cell phone
4. a book
5. a umbrella
6. a brush
7. a garbage collector
8. a briefcase



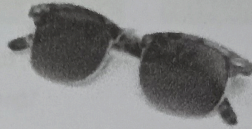

**B** What's in the picture? Write sentences.

1. This is a bag.
2. This is a lapto
3. This is a cell phone
4. This is a book
5. This is a Umbrella
6. This is a brush
7. This is a garbage collector
8. This is a briefcase

Complete the questions with this or these. Then answer the questions.



1. A: What's this ? B: It's a camera.  
 2. A: What's this ? B: It's a clock.  
 3. A: What are these ? B: They're earrings.



4. A: What are these ? B: They're markers.  
 5. A: What are these ? B: They're sunglasses.  
 6. A: What's this ? B: It's an credential.

Complete the conversation. Use the words in the box.

<input checked="" type="checkbox"/> a	<input checked="" type="checkbox"/> 's	<input type="checkbox"/> this	<input type="checkbox"/> they	<input checked="" type="checkbox"/> you
<input checked="" type="checkbox"/> an	<input checked="" type="checkbox"/> it's	<input checked="" type="checkbox"/> these	<input type="checkbox"/> they're	<input type="checkbox"/> you're

*Handwritten notes: 'on' above 'a', 'una' below 'an', 'este' above 'this', 'estos' below 'these', 'este' above 'they', 'estos son' below 'they're', 'TU' above 'you', 'estas' below 'you're'.*

Dana: Wow! What's this?  
 Chris: It's a purse.  
 Dana: Oh, cool. Thank you, Chris.  
 Chris: \_\_\_\_\_ welcome.  
 Eva: Now open These box.  
 Dana: OK. What's \_\_\_\_\_ this?  
 Eva: It's an scarf.  
 Dana: Oh, thank you, Eva. And what are These ?  
 Eva: an 're earrings.  
 Dana: Thanks! \_\_\_\_\_ great!  
 Amy: Open this, too!  
 Dana: Oh, it's a umbrella. Thanks, Amy!

