



Mi Universidad

Unit Activity #1 - U2

Nombre del Alumno: Carlos Humberto López cruz

Nombre del tema: Unit 2

Parcial: I

Nombre de la Materia: English I

Nombre del profesor: Juan Manuel Jaime Díaz

Nombre de la Licenciatura: licenciatura en enfermería

Cuatrimestre: I

Comitán de Domínguez Chiapas a 09 de octubre de 2023.

Grammar - Prepositions of Place

Prepositions of place are used to show where something is located and they are always found after the principal verb, regardless of the verb tense. These prepositions are **most often used with the verb "to be"**.

Next to (beside)

Meaning: adjacent or by the side of.

Use: "Next to" and "beside" can be used interchangeably as the meaning is the same. The use of one over the other depends on the speaker and the context.

Examples:

The supermarket is next to the bank or The supermarket is beside the bank

Sit next to me or Sit beside me.

By

Meaning: in proximity to, near.

Use: "by" may be used in the same contexts as "Next to" or "beside", but the meaning is closer to "near" rather than directly adjacent.

Examples:

I sit by the window.

Our house is by the river.

BETWEEN

Meaning: in the time or space that separates.

Examples:

The shop is between the bank and the train station.

She is standing between Peter and John.

BEHIND

Meaning: in back of, to the rear of.

Examples:

The church is behind the school.

He is standing behind you.

IN FRONT OF

Meaning: the opposite of behind.

Examples:

The hotel is in front of the station.

Laura is standing in front of you.

UNDER

Meaning: below or beneath, implying the object is covered by something.

Examples:

The ball is under the chair.

The dog is under the tree.

IN

Use (place): "In" is used to indicate both open and closed spaces. We use this preposition to indicate that something is included within the limits of something, a closed space or the interior of something in a physical sense. As we can see from the following examples "in" can also be used to indicate the geographical location of something.

Examples:

The cat is in the box.

I found your address in the phone book.

Use (time): is used with months, years, periods of time, seasons and parts of the day.

Examples:

I always run in the mornings.

I will see him in a week.

She was born in 1976.

AT

Use (place): "At" is used in front of buildings such as "home", "the airport", "university". It is also used before "to", "bottom", and "the end of" as well as to indicate events such as meetings, parties, concerts, sports events, etc. "At" is also used after the verb "arrive" when we are referring to places other than cities or countries.

Examples:

He is at home.

I always visit my sister at work

She will see him at the theatre

Use (time): We used "At" before the hour or holidays.

Examples:

He runs every morning at 6.

I will see them at Christmas.

ON

Use (place): "On" is used with surfaces, when we are referencing a location within a room, such as the ceiling or the wall, or to indicate that someone is inside a mode of transport or on the floor of a building.

Examples:

The pen is on the table.

They have a photograph of Paris on the wall

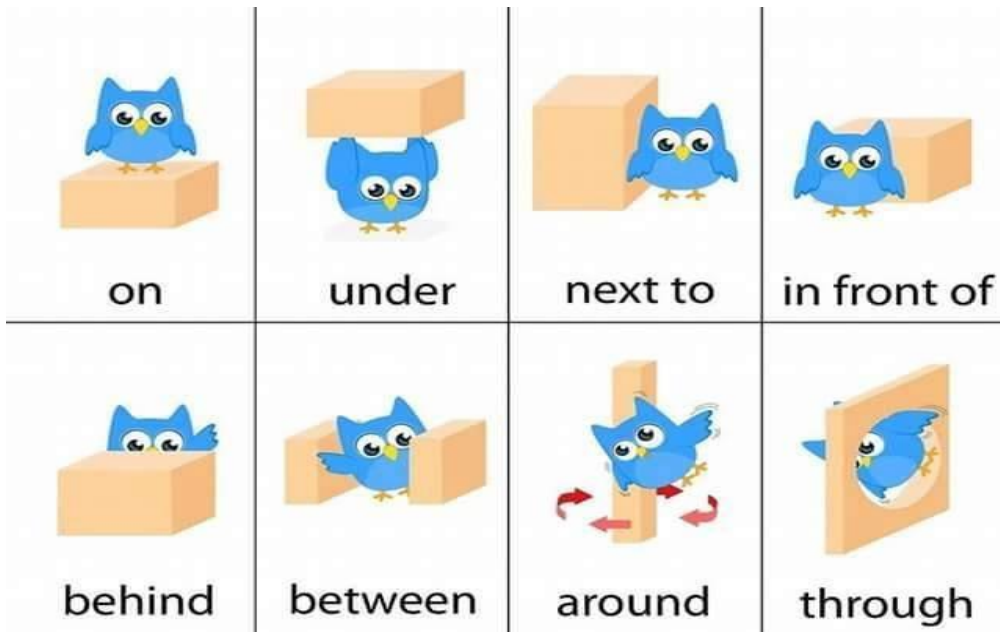
I am on the bus.

Use (time): "ON" is used with days of the week, dates and holidays.

Examples:

They went to Mexico on the first of May.

He runs on Mondays and Fridays.



Encontraras la gramática en español en los siguientes links:

<https://www.curso-ingles.com/aprender/cursos/nivel-basico/prepositions/prepositions>

<https://www.curso-ingles.com/aprender/cursos/nivel-basico/prepositions/prepositions-of-place>

Exercise 1. Complete these sentences – Completa las siguientes oraciones, revisa el ejemplo.



1. The books are in the.....
book bag.....



2. The cell phone is



3. The map is



4. The chair is



5. The wallet is



6. The sunglasses are

1. The books are in the book bag
2. The cell phone on the right the hair brush
3. The map is under of the newspaper
4. The chair is under of the table
5. The wallet is on the not book
6. The sunglasses are in front of the sunglasses

Exercise 2. Complete these sentences – Completa las siguientes oraciones, revisa el ejemplo.

- behind
 in
 in front of
 next to
 on
 under



1. The wallet is in the purse.



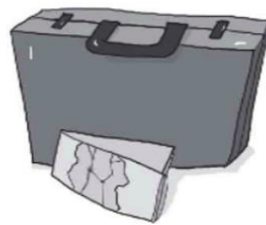
2. The chair is behind the desk.



3. The glasses are on the chair.



4. The cell phone is under the table.



5. The map is in front of the briefcase.



6. The keys are next to the umbrella.

Exercise 3. Write questions and answers about the things in the parentheses – escribe preguntas y sus respuestas acerca de las cosas en parentesis.



- | | |
|--|---|
| <p>1. A: <u>Where is the briefcase?</u> (briefcase)
 B: <u>It's next to the television.</u></p> <p>2. A: <u>where are the books</u> (books)
 B: <u>they're under the table</u></p> <p>3. A: <u>where . is the cell phone</u> (cell phone)
 B: <u>it's in the purse</u></p> | <p>4. A: <u>where are the keys</u> (keys)
 B: <u>hev're on the briefcase</u></p> <p>5. A: <u>where is the camera</u> (camera)
 B: <u>it's in front of the the t.v</u></p> <p>6. A: <u>where of the sunglasses</u> (sunglasses)
 B: <u>they're behind the sofa</u></p> |
|--|---|

GRAMMAR – Negative statements and yes/no questions with be

Negative statements and yes/no questions with be

I'm **not** from New York.
 You're **not** late.
 She's **not** from Russia.
 He's **not** from Italy.
 It's **not** English.
 We're **not** from Japan.
 You're **not** early.
 They're **not** in Mexico.

We're = We are

Are you from California?
 Am I early?
 Is she from Brazil?
 Is he from Chile?
 Is it Korean?
 Are you from China?
 Are we late?
 Are they in Canada?

I am.	I'm	not.
you are.	you're	not.
she is.	she's	not.
Yes, he is.	No, he's	not.
it is.	it's	not.
we are.	we're	not.
you are.	you're	not.
they are.	they're	not.


Exercise 4. Complete the conversation – completa la siguiente conversaci3n.

- A: Hiroshi, **are** you and Maiko from Japan?
 B: Yes, we **are**
 A: Oh? **ARE** you from Tokyo?
 B: No, **I AM** not. **I AM** from Kyoto.
- A: **IS** Laura from the U.S.?
 B: No, **SHE IS** not. She's from the U.K.
 A: **IS** she from London?
 B: Yes, she **IS** But her parents are from Italy. **SHE'S** not from the U.K. originally.
 A: **IS** Laura's first language Italian?
 B: No, **IT'S** not. **IT'S** English.
- A: **ARE** Selina and Carlos from Mexico?
 B: No, **THE'RE** not. **THEY'RE** from Brazil.
 A: **ARE** you from Brazil, too?
 B: No, **I AM** not. I'm from Peru.
 A: So, **IS** your first language Spanish?
 B: Yes, it **IS**

Kyoto, Japan



Lima, Peru



Negative statements and yes/no questions with *be*

- ▶ Use *be* + *not* to form negative statements: Ana **isn't** a student. (NOT: ~~Ana is no a student.~~)
- ▶ *You* is a singular and a plural pronoun: Are **you** from Rio? Yes, **I** am./Yes, **we** are.

Exercise 5. Ordena las siguientes oraciones.

1. in California / not / New York City / is
.....
New York City is not in California.

2. London / not / from / we're
.....
we're not from london

3. not / you and Tim / in my class / are
.....
you and tim are not in my class

4. is / my first language / Spanish / not
.....
my first language is not not spanish

5. from / my mother / not / is / Seoul
.....
my mother is not from seoul

6. my keys / not / are / they
.....
they are not my keys

Exercise 6. Ordena las siguientes oraciones.

1. A: *Are* you and your family from Mexico?
B: No, *we're* not. *we're* from Guatemala.
2. A: *are* your first language English?
B: Yes, it *is* My parents *are* from Australia.
3. A: *are* Kenji and his friend Japanese?
B: Yes, *they* are. But *they're* in the U.S. now.
4. A: *are* my mother and I late?
B: No, *you're* not. *you are* early!