



# Mi Universidad

## Excel.

*Nombre del Alumno: Adrian de Jesus Santiz Toledo.*

*Nombre del tema: Media y Varianzas.*

*Parcial: 2°*

*Nombre de la Materia: Control Total de Calidad.*

*Nombre del profesor: Abel Estrada Dichi.*

*Nombre de la Licenciatura: Medicina Veterinaria y Zootecnia.*

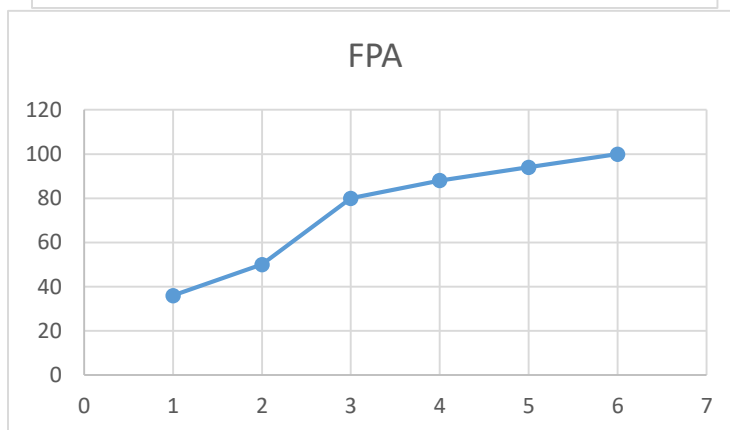
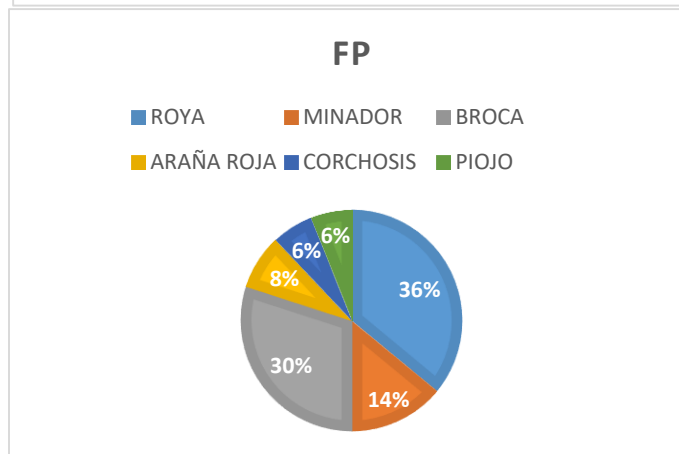
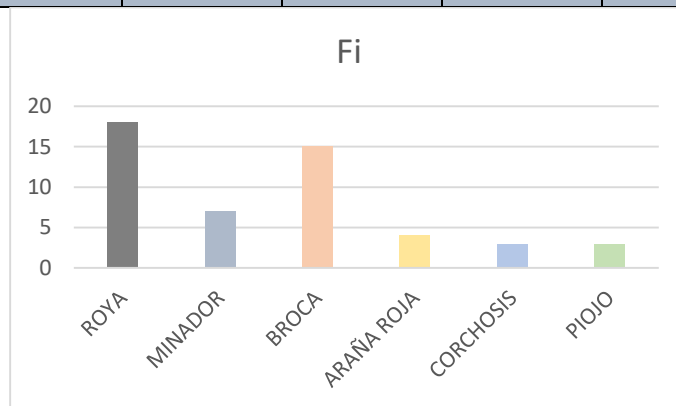
*Cuatrimestre: 7°*

*Matricula: 409421302.*

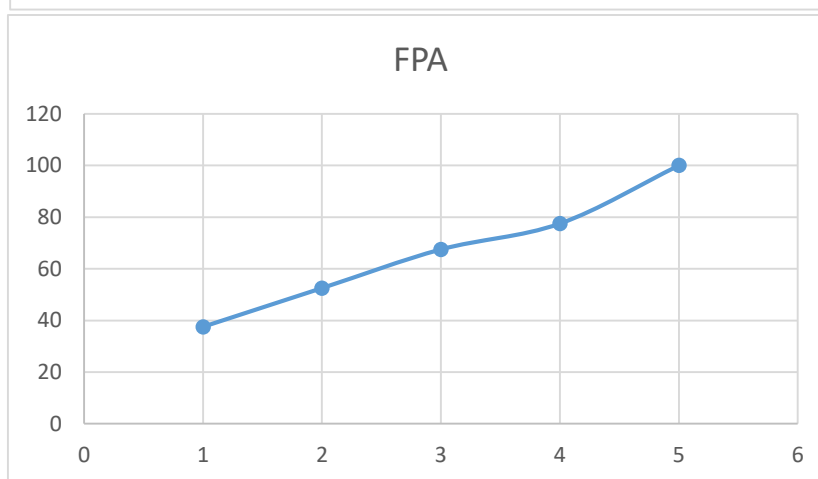
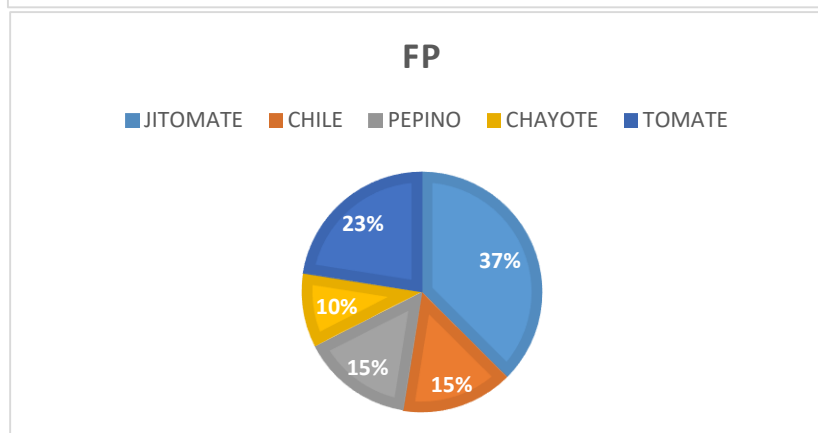
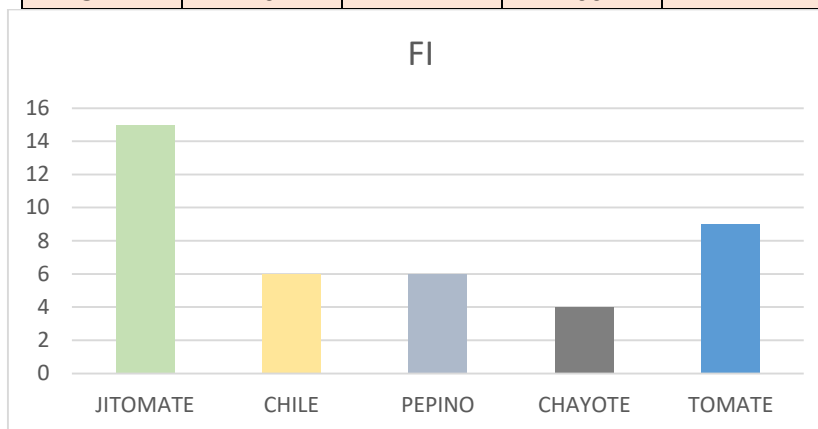
PASIÓN POR EDUCAR

*Ocosingo, Chiapas a 13 de octubre del 2023.*

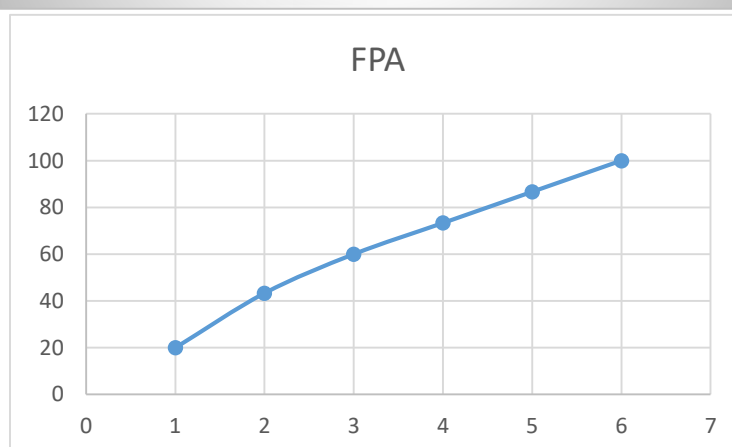
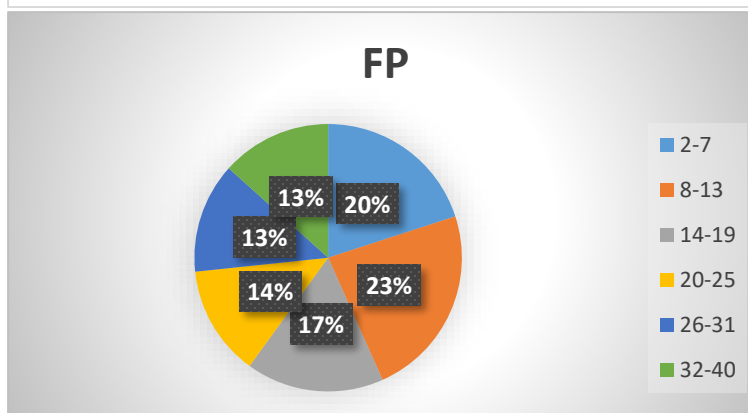
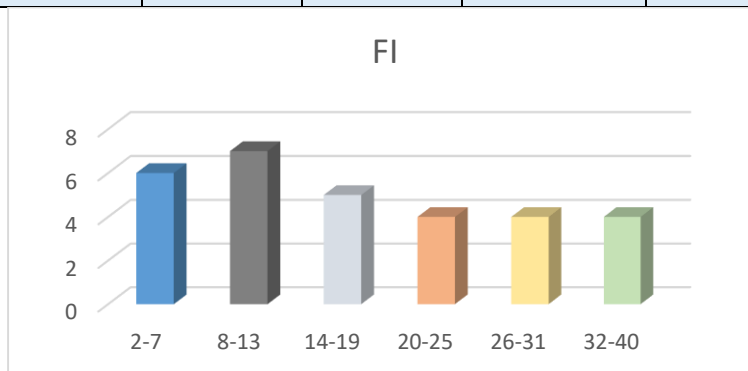
PLAGA	Fi	Fr	FP	FPA
ROYA	18	0.36	36	36
MINADOR	7	0.14	14	50
BROCA	15	0.3	30	80
ARAÑA ROJA	4	0.08	8	88
CORCHOSIS	3	0.06	6	94
PIOJO	3	0.06	6	100
<b>TOTAL</b>	<b>50</b>	<b>1</b>	<b>100</b>	



	FI	FR	FP	FPA
<b>JITOMATE</b>	15	0.375	37.5	37.5
<b>CHILE</b>	6	0.15	15	52.5
<b>PEPINO</b>	6	0.15	15	67.5
<b>CHAYOTE</b>	4	0.1	10	77.5
<b>TOMATE</b>	9	0.225	22.5	100
<b>TOTAL</b>	40	1	100	



INTERVALOS	FI	FR	FP	FPA
2-7	6	0.20	20	20
8-13	7	0.23	23	43
14-19	5	0.17	17	60
20-25	4	0.13	13	73
26-31	4	0.13	13	87
32-40	4	0.13	13	100
<b>SUMA</b>	<b>30</b>	<b>1</b>	<b>100</b>	



INTERVALOS	FI	FR	FP	FPA
2.8-3.9	8	0.2	20	20
4-5.1	5	0.125	12.5	32.5
5.2-6.3	4	0.1	10	42.5
6.4-7.5	10	0.25	25	67.5
7.6-8.7	5	0.125	12.5	80
8.8-10.1	8	0.2	20	100
<b>SUMA</b>	<b>40</b>	<b>1</b>	<b>100</b>	

