



**PROFESOR: JOSE JESUS HERNANDEZ LANDERO**

**MATERIA: INGLÉS 1**

**ALUMNA: LUCÍA DEL CARMEN CHABLE SALVADOR**

**GRADO:1°.**

**GRUPO: A**

**TEMA: HISTORIETA- WORBOOK**

Hello

Hi



I'm fine ,  
thanks.

How are  
You?



I'm Tom, name is  
Thomas, but  
everyone calls me  
Tom.

I'm good thanks You.  
What's your name?



Yes, This si  
wife.

Are You  
married?



Yes, This si..son

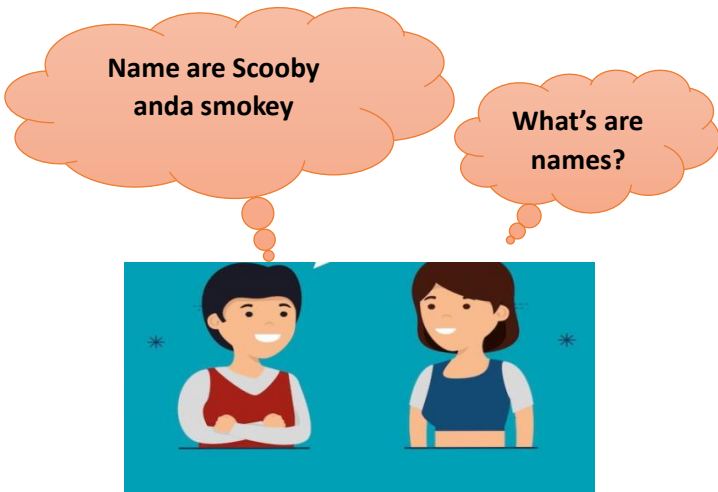
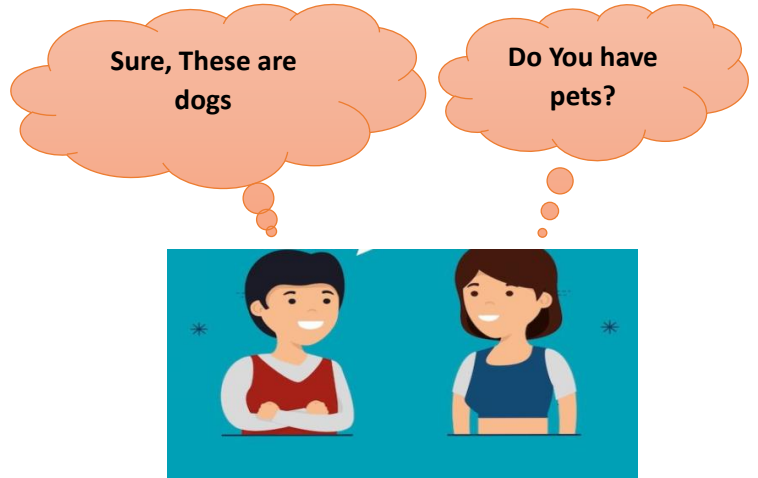
Do You have  
kids?



Name is Karla


What's your  
name?!





UNIT I. INTRODUCTION – IT'S NICE TO MEET YOU  
WORKBOOK

Complete the conversations. Use my, your, his, or her.



1. A: Hi. What's your name?  
 B: MY name is Carla. And what's YOUR name?  
 A: MY name is David.




2. A: What's YOUR name?  
 B: MY name is Michael.  
 A: And what's YOUR name?  
 B: MY name is Sarah.

Choose the correct responses.

1. A: Hi, Daniel.  
 B: Hello  
 • Hello.  
 • It's nice to meet you.
2. A: My name is Pam Walker.  
 B: I'm Jake Williams  
 • It's Williams.  
 • I'm Jake Williams.
3. A: Hello, Yuko. How's it going?  
 B: Fine, thanks.  
 • Fine, thanks.  
 • Nice to meet you, too.
4. A: How do you spell your last name?  
 B: R-O-G-E-R-S  
 • R-O-G-E-R-S.  
 • It's Rogers.
5. A: I'm Bill Delgado.  
 B: It's nice to meet you.  
 • Nice to meet you, too.  
 • It's nice to meet you.




Complete the conversations.



- A: Hello, Mr Jones.  
 B: Good morning, Susan.  
How are you?  
 A: Well OK, thank you.

- A: Hi. How are You, Mrs. Stein?  
 B: I'm just asking, thank you.  
 How about U,  
Mr. Smith?  
 A: Pretty good, thanks.




- A: How's it going, Tim?  
 B: Great. what's are you doing?  
 A: Pretty good.

Complete the conversations. Use the words in the box.

<input checked="" type="checkbox"/> am	<input type="checkbox"/> he's	<input checked="" type="checkbox"/> I'm not	<input type="checkbox"/> it's	<input checked="" type="checkbox"/> you
<input checked="" type="checkbox"/> are	<input type="checkbox"/> I'm	<input checked="" type="checkbox"/> is	<input checked="" type="checkbox"/> me	<input checked="" type="checkbox"/> you're

1. Debra: Excuse me. Are you James Lawson?  
 Kevin: No, I'm not is over there.  
 Debra: Oh, It's sorry.
2. Debra: Excuse me. Are you James Lawson?  
 James: Yes, I am.  
 Debra: Hi, James. My name I'm Debra Marks.  
 James: Oh, You're in my English class.  
 Debra: That's right. he's nice to meet you.  
 James: Nice to meet you, too.



Complete the conversation. Use the questions in the box.

<input checked="" type="checkbox"/> What's your name?	<input type="checkbox"/> And what's your email address?
<input checked="" type="checkbox"/> And how do you spell your last name?	<input checked="" type="checkbox"/> What's your phone number?
<input checked="" type="checkbox"/> Are you Ashley Nevins?	<input checked="" type="checkbox"/> How do you spell your first name?

- A: Hi. Are you Ashley Nevins?  
 B: No, I'm not.  
 A: Oh, I'm sorry. What's your name?  
 B: Kerry Moore.  
 A: How do you spell your first name?  
 B: K-E-R-R-Y.  
 A: And how do you spell your last name?  
 B: M-O-O-R-E.  
 A: What's your phone number?  
 B: It's 618-555-7120.  
 A: And what's your email address?  
 B: It's kmoore19@cup.org.



*Hello and good-bye!*

**A** Complete the conversations. Use the words in parentheses.

1. A: Hi  
(Hi. / Excuse me.) How are you?

B: I'm fine, thanks.

2. A: Hello  
(Hello. / Good-bye.)

B: See you tomorrow.

3. A: Excuse me

(Excuse me. / Thank you.) Are you Soo-mi Kim?

B: Yes, I am.

4. A: Good evening



(Good evening. / Good night.)

B: Hello.

*What are these things?*

**A** What's in the picture? Write the things.


1. a bag
2. an umbrella
3. a computer
4. a cell phone
5. a book
6. a portfolio
7. a comb
8. a trash can.



**B** What's in the picture? Write sentences.

1. This is a bag.
2. This is an umbrella
3. That's a cell phone
4. This is a computer
5. That's a book
6. That is a portfolio
7. This is a comb
8. That's a trash can.



Complete the questions with this or these. Then answer the questions.



1. A: What's this ?  
B: It's a camera .

2. A: What's This ?  
B: It is a watch .

3. A: What are these ?  
B: They are earrings .



4. A: What are these ?  
B: They are markers .

5. A: What are this ?  
B: It's a lens .

6. A: What's this ?  
B: It's an ID .

Complete the conversation. Use the words in the box.

<input type="checkbox"/> a	<input type="checkbox"/> 's	<input type="checkbox"/> this	<input type="checkbox"/> they	<input type="checkbox"/> you
<input type="checkbox"/> an	<input checked="" type="checkbox"/> it's	<input type="checkbox"/> these	<input type="checkbox"/> they're	<input type="checkbox"/> you're

Dana: Wow! What's this?

Chris: It's a purse.

Dana: Oh, cool. Thank you, Chris.

Chris: I's welcome.

Eva: Now open a box.

Dana: OK. What these this?

Eva: It's an scarf.

Dana: Oh, thank you, Eva. And what are this ?

Eva: they 're earrings.

Dana: Thanks! they're great!

Amy: Open this, too!

Dana: Oh, it's you're umbrella. Thanks, Amy!






Complete the conversations.




1. A: Where is my English dictionary?  
 B: Is are in your book bag?  
 A: No, it's they.  
 B: Wait a minute. you it on the desk?  
 A: Yes, they're is. Thank you!



2. A: Is this my newspaper?  
 B: No, are not.  
 It's my newspaper.  
 A: Sorry. the is my newspaper?  
 B: Is the under your chair?  
 A: Oh, yes, it is. Thanks.




3. A: Where are my glasses?  
 B: Are they in your purse?  
 A: No, they're not.  
 B: Are they on your desk?  
 A: Hmm. Yes, they are. Thanks.



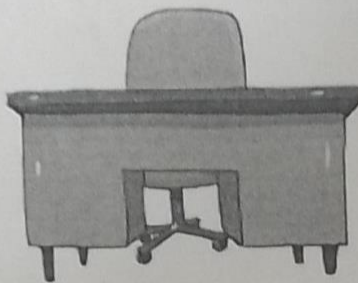
4. A: Are my pens on your desk?  
 B: No, they're not. Sorry.  
 A: Hmm. they are my pens?  
 B: Are they in your pocket?  
 A: Let me see. Yes, they are.  
 Thank you!

Complete the sentences. Use the prepositions in the box.

- behind   
  in   
  in front of   
  next to   
  on   
  under




1. The wallet is in the purse.




2. The chair is behind the desk.




3. The glasses are on the chair.



4. The cell phone is under the table.




5. The map is in front of the briefcase.



6. The keys are next to the umbrella.

Where are these things?

A Look at the picture. Write questions and answers about the things in parentheses.



1. A: Where is the briefcase? (briefcase)  
B: It's next to the television.
2. A: Where are the books? (books)  
B: It's under the table.
3. A: Where is the cell phone? (cell phone)  
B: It's nowhere to be found.
4. A: Where are the keys? (keys)  
B: It's on the briefcase.
5. A: Where is the camera? (camera)  
B: It is in front of the television.
6. A: Where are the sunglasses? (sunglasses)  
B: It's behind the couch.