

Nombre: Rosa María Tello Hernández

Cuatrimestre: 1ero

Carrera: Lic. en Enfermería

Materia: inglés 1

Teacher: José Jesús Hernández Landero

Actividad: Historieta-Worbook

## HISTORIETA

A: Hi, Good morning!

B: Good morning!

A: My name is Fernando, ¿what's your name?

B: My name is Irina



A: Nice to meet you.

B: How are you Fernando?

A: Fine thaks, and you?

B: Very well, thank you.



A: Where are you from?

B: I'm from Canadá. Where are you from Fernando?

A: I'm from México. I'm on vacation here in italy.

B: Are you here on holiday? Very Good, I'm here visiting some relatives.

A: How long you´ll be here?

B: Just a couple of days, and you?




A: I´ll be here until this weekend

B: How great, I hope you continue enjoying your vacation. I have to go.

A: thank you keep having a Good day. Bye!

B: Thank you, Bye!



UNIT I. INTRODUCTION – IT'S NICE TO MEET YOU  
WORKBOOK

Complete the conversations. Use my, your, his, or her.



1. A: Hi. What's your name?  
 B: my name is Carla. And what's YOUR name?  
 A: my name is David.

2. A: What's your name?  
 B: my name is Michael.  
 A: And what's your name?  
 B: my name is Sarah.

Choose the correct responses.

1. A: Hi, Daniel.  
 B: Hello.  
 • Hello.  
 • It's nice to meet you.
2. A: My name is Pam Walker.  
 B: I'm Jake Williams.  
 • It's Williams.  
 • I'm Jake Williams.
3. A: Hello, Yuko. How's it going?  
 B: Fine, thanks.  
 • Fine, thanks.  
 • Nice to meet you, too.
4. A: How do you spell your last name?  
 B: R-O-G-E-R-S.  
 • R-O-G-E-R-S.  
 • It's Rogers.
5. A: I'm Bill Delgado.  
 B: It's nice to meet you.  
 • Nice to meet you, too.  
 • It's nice to meet you.



Complete the conversations.



1. A: Hello, Mr. Jones.  
 B: good morning, Susan.  
how are you?  
 A: Very good OK, thank you.

2. A: Hi. How are you, Mrs. Stein?  
 B: I'm just working, thank you.  
 How about the mail,  
my Smith?  
 A: Pretty task, thanks.



3. A: How's it you, Tim?  
 B: Great. how are you doing?  
 A: Pretty good.

Complete the conversations. Use the words in the box.

<input type="checkbox"/> am	<input type="checkbox"/> he's	<input type="checkbox"/> I'm not	<input type="checkbox"/> it's	<input type="checkbox"/> you
<input type="checkbox"/> are	<input type="checkbox"/> I'm	<input type="checkbox"/> is	<input checked="" type="checkbox"/> me	<input type="checkbox"/> you're

1. Debra: Excuse me. Are you James Lawson?  
 Kevin: No, I'm not. He's over there.  
 Debra: Oh, I'm sorry.
2. Debra: Excuse me. Are you James Lawson?  
 James: Yes, I am.  
 Debra: Hi, James. My name is Debra Marks.  
 James: Oh, you're in my English class.  
 Debra: That's right. It's nice to meet you.  
 James: Nice to meet you, too.



Complete the conversation. Use the questions in the box.

<input checked="" type="checkbox"/> What's your name?	<input type="checkbox"/> And what's your email address?
<input checked="" type="checkbox"/> And how do you spell your last name?	<input checked="" type="checkbox"/> What's your phone number?
<input checked="" type="checkbox"/> Are you Ashley Nevins?	<input checked="" type="checkbox"/> How do you spell your first name?

- A: Hi. Are you Ashley Nevins?  
 B: No, I'm not.  
 A: Oh, I'm sorry. What's your name?  
 B: Kerry Moore.  
 A: And how do you spell your name?  
 B: K-E-R-R-Y.  
 A: How do you spell your first name?  
 B: M-O-O-R-E.  
 A: What's your phone number?  
 B: It's 618-555-7120.  
 A: And what's your email address?  
 B: It's kmoore19@cup.org.



**Hello and good-bye!**


**A** Complete the conversations. Use the words in parentheses.

- |  |   |
|--|---|
| 1. A: <u>Hi</u><br>(Hi. / Excuse me.) How are you?<br>B: I'm fine, thanks. | 3. A: <u>Excuse me,</u><br>(Excuse me. / Thank you.) Are you Soo-mi Kim?<br>B: Yes, I am. |
| 2. A: <u>Good-bye</u><br>(Hello. / Good-bye.)<br>B: See you tomorrow.      | 4. A: <u>Good evening</u><br>(Good evening. / Good night.)<br>B: Hello.                   |

**What are these things?**

**A** What's in the picture? Write the things.

1. a bag
2. a umbrella
3. a computer
4. a cell phone
5. a book
6. a briefcase
7. a comb
8. a dump



**B** What's in the picture? Write sentences.

1. This is a bag.
2. This is a umbrella
3. This is a computer
4. This is a cell phone
5. This is a book
6. This is a briefcase
7. This is a comb
8. This is a dump

*esto estos*


Complete the questions with this or these. Then answer the questions.



1. A: What's this ?  
B: It's a camera .

2. A: What's this ?  
B: It's a wall clock .

3. A: What are these ?  
B: Are some earrings .



4. A: What are these ?  
B: Are some markers .

5. A: What are this ?  
B: It's a glasses .

6. A: What's this ?  
B: It's a license .

Complete the conversation. Use the words in the box.

- |   |  |  |  |   |
|---|--|--|--|---|
| <input checked="" type="checkbox"/> a - una | <input checked="" type="checkbox"/> 's             | <input checked="" type="checkbox"/> this <i>esto</i>   | <input checked="" type="checkbox"/> they <i>dias</i>         | <input checked="" type="checkbox"/> you <i>tu</i>       |
| <input checked="" type="checkbox"/> an - un | <input checked="" type="checkbox"/> it's <i>es</i> | <input checked="" type="checkbox"/> these <i>estos</i> | <input checked="" type="checkbox"/> they're <i>ellos son</i> | <input checked="" type="checkbox"/> you're <i>estas</i> |

Dana: Wow! What's this?

Chris: It's a purse.

Dana: Oh, cool. Thank you , Chris.

Chris: You're welcome.

Eva: Now open this box.

Dana: OK. What 's this?

Eva: It's a scarf.


Dana: Oh, thank you, Eva. And what are these ?

Eva: They're earrings.

Dana: Thanks! They're great!

Amy: Open this, too!

Dana: Oh, it's an umbrella. Thanks, Amy!





Complete the conversations.



1. A: Where is my English dictionary?  
 B: Is it in your book bag?  
 A: No, it's not.  
 B: Wait a minute. An it on the desk?  
 A: Yes, this is. Thank you!



2. A: It's this my newspaper?  
 B: No, this not.  
 It's my newspaper.  
 A: Sorry. Where is my newspaper?  
 B: Is it under your chair?  
 A: Oh, yes, it is. Thanks.



3. A: Where are my glasses?  
 B: Are they in your purse?  
 A: No, they're not.  
 B: Are they on your desk?  
 A: Hmm. Yes, they are. Thanks.



4. A: Are my pens on your desk?  
 B: No, they're not. Sorry.  
 A: Hmm. they are my pens?  
 B: Are they in your pocket?  
 A: Let me see. Yes, they are.  
 Thank you!

Complete the sentences. Use the prepositions in the box.

- behind    
  in    
  in front of    
  next to    
  on    
  under




1. The wallet is in the purse.




2. The chair is behind the desk.




3. The glasses are on the chair.



4. The cell phone is under the table.




5. The map is in front of the briefcase.



6. The keys are next to the umbrella.

Where are these things?

A Look at the picture. Write questions and answers about the things in parentheses.



- |  |  |
|--|--|
| <p>1. A: <u>Where is the briefcase?</u> (briefcase)<br/>         B: <u>It's next to the television.</u></p> <p>2. A: <u>Where are the books?</u> (books)<br/>         B: <u>The books is under the table</u></p> <p>3. A: <u>Where is the cell phone?</u> (cell phone)<br/>         B: <u>It's in the backpack</u></p> | <p>4. A: <u>Where are the keys?</u> (keys)<br/>         B: <u>They're on the table</u></p> <p>5. A: <u>Where is the camera?</u> (camera)<br/>         B: <u>It's in front of television</u></p> <p>6. A: <u>Where is the sunglasses?</u> (glasses)<br/>         B: <u>It's are behind the sofa</u></p> |
|--|--|