



# Mi Universidad

## Unit Activity #1 - U2

*Nombre del Alumno: Jesus Emmanuel Meza Gomez*

*Nombre del tema: Unit 11*

*Parcial: Second*

*Nombre de la Materia: English V*

*Nombre del profesor: Juan Manuel Jaime Díaz*

*Nombre de la carrera: Enfermería*


*Cuatrimestre: 5<sup>TH</sup>*

Comitán de Domínguez Chiapas a 02 de octubre de 2023.

## TAKING TRANSPORTATION VOCABULARY


**Exercise 1.** Translate the next vocabulary to Spanish – Traduce el siguiente vocabulario al español.

1. Destination – Destino
2. Frequency - Frecuencia
3. Departure - Salida
4. Arrival - Llegada
5. Stops bus – Parada de autobus
6. Terminal – Terminal
7. Daily – Diario
8. Travel time – Tiemp de viaje
9. Air Conditioning – Aire acondicionado
10. Flight No. (Flight Number) – Numero de vuelo
11. Aircraft Type – tipo de aeronave
12. From / to – Desde/ a




BUSES FROM LIMA TO NAZCA					
DESTINATION	FREQUENCY	DEPARTURE	ARRIVAL	STOPS	BUS TERMINAL
Nazca	Daily	04:30	10:45	Paracas	Terminal Nazca
Nazca	Daily	07:00	13:30	Paracas-Ica	Terminal Nazca
Nazca	Daily	13:30	20:00	Paracas-Ica	Terminal Nazca
Nazca	Daily	14:00	20:00	Non-stop	Terminal Nazca
Nazca	Daily	17:30	23:30	Non-stop	Terminal Nazca

**BEIJING  
to  
SHANGAI**



Train No.	Depart	Arrive	Travel Time	Air Conditioning
D31	11:05	20:49	0d 09h 44m	✓
1461	14:42	12:49	0d 22h 07m	x
Z21	19:32	07:00	0d 11h 28m	✓
Z13	19:38	07:06	0d 11h 28m	✓
Z7	19:44	07:12	0d 11h 28m	✓



**OSAKA (Itami) to TOKYO (Haneda)**

Flight No.	Departure	Arrival	Frequency	Aircraft Type
22	07:10	08:15	DAILY	ER10
4	07:30	08:35	DAILY	ER10
26	08:30	09:35	DAILY	ER10
30	10:30	11:35	DAILY	ER10
34	11:30	12:35	DAILY	ER10

**Exercise 2.** Read the schedules. Use them to find the answers to the questions. Lee los horarios de la imagen de arriba y contesta las siguientes preguntas.

1. It's now 10:00 A.M. When is the next bus to Nazca? \_13:30\_\_\_\_\_
2. When is the next non-stop bus to Nazca? \_\_\_14:00\_\_\_\_\_
3. How much time does it take to get from Beijing to Shanghai on train 1461? \_\_22h 07min\_\_
4. Which train is faster, train 1461 or train D31? \_\_\_\_\_D31\_\_\_\_\_
5. What time does flight 26 depart for Tokyo? When does it arrive? \_\_\_\_\_ departure: 8:30 Arrival: 9:35\_\_



**Marcos:** Excuse me. Do you speak English?  
**Roger:** Actually I'm French. But, yes.  
**Marcos:** Thank goodness! I'm looking for Terminal 2.  
**Roger:** No problem. I'm on my way there now. Just follow me.



**Roger:** So where are you flying today?  
**Marcos:** Manila. Then I'm connecting to a flight home.  
**Roger:** Well, that's a coincidence. I'm catching a flight to Manila, too. Flight 56?  
**Marcos:** Yes, but we should hurry. The plane's boarding in fifteen minutes.



**Roger:** And where is home?  
**Marcos:** Brazil. São Paulo.  
**Roger:** No kidding! I'm going to go to São Paulo next week!  
**Marcos:** Really? What a small world!

**Exercise 3.** Circle T (true), F (false) or NI (no information). Then explain each answer.

1. Flight 56 leaves from Terminal 2. **T** F NI
2. Roger lives in France. **T** F NI
3. Roger and Marcos are both flying to Manila **T** F NI
4. Marcos is staying in Manila. F **NI**
5. Roger is staying in Manila **F** T NI
6. The two men get to the flight on time. **NI** T F



**Exercise 4.** Translate the next vocabulary to Spanish – Traduce el siguiente vocabulario al español.

1. A one-way ticket – boleto de sin regreso
2. A round-trip ticket – boleto Redondo
3. A direct flight – vuelo directo
4. A non-stop flight – vuelo sin escalas
5. The local – local
6. The express – express
7. An aisle seat – asiento de pasillo
8. A window seat – asiento de Ventana

**Exercise 5.** Complete the conversations with phrases from the vocabulary. Completa las conversaciones con las frases del vocabulario.

1. A: Would you like a window or an aisle?  
B: Aisle seat. I like to walk around.
2. A: Is Flight 3 a non-stop flight?  
B: No. It's a direct flight. It makes a stop, but you don't have to change planes.
3. A: Do you want a round ticket ticket to Rome?  
B: Actually, I need a one-way ticket I'm not coming back!
4. A: I'm sorry. It's too late to make the flight  
B: Well, I'll take the next one I'm not in a hurry.



## GRAMMAR Modals: "should" and "could" Should

We use "should" + the base form of a verb to give advice or to make a strong suggestion.

Example: You shouldn't take that flight. You should take the non-stop.

Example: Should they take the bus? (Yes, they should. / No, they shouldn't).

"Should" es usado para dar consejos, una sugerencia fuerte, hablar de situaciones posibles en el tiempo presente y en el futuro. Este puede ser reemplazado por "ought to" sin tener un cambio en el significado.

- Mom, you should check your email. **(consejo)**
- Lorena should be in the office now. **(situación posible en el presente)**
- You guys should get the job; your presentation was the best. **(situación posible en el futuro)**

## Could

We use "could" + the base form of a verb to offer alternatives or to make a weak suggestion.

Example: The express bus is full, but you could take the local.

Example: Could I take the 2:20? (Yes, you could / No, you couldn't).

Este se utiliza para hablar de habilidades en el pasado, cosas que no podíamos realizar en el pasado, solicitudes, ofrecer una alternativa, hacer una sugerencia débil, etc. - I could speak Italian when I was in elementary school. **(habilidad en el pasado)**

- I couldn't leave the house after 10pm when I lived with my parents. **(imposibilidad en el pasado)**
- Could you send me the copy by noon? **(solicitud)**

**Exercise 6.** Complete each statement or question with a form of "should" or "could". Completa la oración o la pregunta usando la forma "should" or "could". Ver ejemplo.

1. He should take (he/take) the express. The local arrives too late.
2. They said \_ we could have \_ (we/have) two aisles seats or an aisle and a window seat.
3. \_You should not\_ (you/not get) a one-way ticket. It's much more expensive each way.
4. Which train \_should we take \_ (we/take) ? We absolutely have to be there on time.
5. \_They could buy \_ (they/buy) a ticket at the station or on the train. It's doesn't matter.

**Exercise 7.** Usa la tabla debajo y escribe 6 oraciones usando should (3) y and could(3)

Blue numbers = express trains			
Penn Station	Northway	Oak Plains	Carmel
7:15	7:50	8:30	9:00
7:25	-----	8:25	8:55
7:30	-----	-----	8:55
7:30	8:05	8:45	9:15
7:50	8:25	9:05	9:35

Should

Example: He should wake up early to take the express at Penn Station.

1. We should take the 7:30 express train.
2. She should go to Penn Station if she wants an express train.
3. They should arrive soon, they took an express train.

Could

Example: They could take the 7:30 express".

4. He could go to Oak plans if he wanted to get there soon.
5. They could take the express at Northway.
6. You could ask at Oak Plains for the 9:15 train?

**Exercise 8.** Underline the correct phrases to complete the sentences. (Subraya la respuesta correcta)

1. Who (should buy / should buy) the tickets?
2. Where ( I can find / can I find a hotel)?
3. You (could to walk / could walk) or (take / taking) the bus.
4. (I should to call / Should I call) you when I arrive?
5. We (can to not take / can't take) the bus; it left.
6. When (should you giving / should you give) the agent your boarding pass?
7. Which trains (can get / can getting) me there soon?

## FUTURE PLANS

### GRAMMAR

#### “Be going to” + base form to express the future.

- We use “be going to” to talk about future plans and intentions.

Example: She's going to be a professional dancer when she grows up.

- We use “be going to” to predict something that we think is certain to happen because we have evidence.

Example: It's going to rain (the speaker can see dark clouds in the sky).

#### Affirmative

I'm	}	going to relax this weekend.
You're		
He's		
She's		
It's		
You're		
We're		
They're		

#### Negative

I'm	not going to relax this weekend.	
You	aren't going to relax this weekend.	
He's	}	isn't going to relax this weekend.
She's		
It's		
You're	}	aren't going to relax this weekend.
We're		
They're		

#### Question

Are you going to sleep late tomorrow?  
 Is she going to travel to Europe?  
 Are we going to be on time?

#### Yes/ No answers

Yes, I am / No, I'm not.  
 Yes, she is / No, she isn't.  
 Yes, we are. / No, we aren't

#### “Be going to” + base form to express the future.

El verbo "to be going to" equivale a "**ir a hacer algo**". Su estructura en la oración es:

El verbo que se conjuga es "to be" y tiene que concordar en tiempo y persona con el sujeto.

## To be + going + to + Verbo (en infinitivo)

### Estructura

Todas las formas de este tiempo verbal requieren el uso del verbo "to be" en sus tres conjugaciones (am, is, are) dependiendo del sujeto. De esta forma:

<b>I am</b>	<b>He is</b>	<b>You are</b>
	<b>She is</b>	<b>We are</b>
	<b>It is</b>	<b>They are</b>

### Afirmativo:

#### Sujeto + verbo to be + going to + complemento

-I am going to visit my father tomorrow. (Voy a visitar a mi papá mañana )

-He is going to play football on Saturday. (Él va a jugar fútbol el sábado) -We are going to listen to music tonight. (Vamos a escuchar música esta noche)

### Negativo:

#### Sujeto + verbo to be en negativo + going to + complemento

-I am not going to eat tonight. (No voy a comer esta noche)

-It is not going to rain. (No va a llover)

-They are going to buy a house. (Van a comprar una casa) **Interrogativo:**

1. Preguntas de sí o no y respuestas:

-Is she going to drive your car? (¿Ella va a conducir tu carro/auto?)

Yes, she is. (Sí) No, She isn't. (No)

-Are you going to write the report tonight? (¿Vas a escribir el reporte esta noche?) Yes,

I am. (Sí) No, I am not. (No)

2. WH-questions:

-What are he going to do tomorrow? (¿Qué va a hacer ella mañana?)

-Where are they going to sleep? (¿Dónde van a dormir?) **Nota:**



En ocasiones, sobre todo en el inglés hablado informalmente, se suele reducir el forma “going to” a “gonna”. Escucha la pronunciación de “gonna”:

**Exercise 9.** Complete each statement or question with “be going to” and the base form of the verb. Completa la oración o la pregunta.

1. They are not going to buy (the / not buy) tickets for the express.
2. When \_\_\_ is she leaving \_\_\_ (she / leave) for the airport?
3. \_\_\_ Are you going to ask \_\_\_ (you / ask for) an aisle seat?
4. Who \_\_\_ is going to take \_\_\_ (take) him to the train station?
5. Who \_\_\_ is he going to call \_\_\_ (he / call) in Chicago?
6. Where \_\_\_ is Dad going to be \_\_\_ (Dad / be) when I arrive?

**Exercise 10.** Write a question with “be going to” for each answer. Don't use the verb “do”.

Escribe la pregunta usando “be going to” para cada respuesta, no uses el verbo do.

1. Are you going to go to the movies tonight?

Yes. I'm going to go to the movies tonight.

2. \_ Are you going to eat after the concert? \_\_\_

Yes. They're going to eat in a restaurant after the concert.

3. \_Is Carla's brother going to fish with her? \_\_\_

Yes. Carla's brother is going to go fishing with her.

4. \_\_\_ Are you going to work tomorrow? \_\_\_ Yes. I'm going to go to work tomorrow.

5. \_\_\_Is he going to graduate next year? \_\_\_ No. He's not going to graduate this year.

6. \_\_\_Are they going to take the bus to school? \_\_\_ Yes. They're going to take the bus to school.

**Exercise 11.** Complete the e-mail. Underline the correct verb forms. Subraya la forma correcta del verbo.

Here's my travel information: I (1 go to leaving / 'm going to leave) Mexico City at 4:45 P.M. on Atlas Airlines flight 6702, and I'm arriving in Chicago at 9:50 P.M. Mara's flight (2 is going to get

there/ going to get there) ten minutes later, so we (3're go meeting/ 're going to meet) at the taxi stand downstairs. That's too late for you to come to the airport, so we can take the express bus from O'Hare to the city. Mara (4 goes to spend/ is going to spend) the night at our apartment. Her flight to Tokyo isn't leaving until the next day, and she and I (5 are going to spend / going to spend) the whole day shopping!