



# Mi Universidad

## Unit Activity #1 – U3

*Nombre del Alumno: Estefany de Lourdes López Jiménez*

*Nombre del tema: Unit III*

*Parcial: Third*

*Nombre de la Materia: English III*

*Nombre del profesor: Juan Manuel Jaime Díaz*

*Nombre de la carrera: técnico en enfermería*

*semestre: 1<sup>st</sup>*

Comitán de Domínguez Chiapas a 06 de noviembre de 2023.

### TOPIC 3: WHERE ARE THEY?

#### GRAMMAR

#### Verb to be (plural)

##### AFFIRMATIVE (+)

we`re (= we are)	We`re in a small hotel.
you`re (= you are)	You`re from the UK.
they`re (= they are)	They`re very big.

##### NEGATIVE (-)

we aren`t (= are not)	We aren`t in the hotel now.
you aren`t (= are not)	You aren`t from Turkey.
they aren`t (= are not)	They aren`t very expensive.

##### YES/NO QUESTIONS (?)

Are we in room 216?

Are you in London?

Are they in a big hotel?

##### SHORT ANSWER

Yes, you are.  
No, you aren`t.

Yes, we are.  
No, we aren`t.

Yes, they are.  
No, they aren`t.

**Exercise 1.** Write the contractions: I`m, we`re, aren`t, etc.

1. We aren`t from Italy, \_\_\_ we`re \_\_\_ from Spain.
2. \_\_\_ It`s \_\_\_ a new hotel, but it \_\_\_ isn`t \_\_\_ very nice.
3. \_\_\_ He`s \_\_\_ a doctor and he \_\_\_ isn`t \_\_\_ married.
4. You \_\_\_ aren`t \_\_\_ Australian, \_\_\_ you`re \_\_\_ American.
5. \_\_\_ He`s \_\_\_ a manager and \_\_\_ he \_\_\_ we`re \_\_\_ a musician.

**Exercise 2.** Complete each statement with a singular or plural form of "be".

1. I \_\_\_ am \_\_\_ a writer.
2. She \_\_\_ is \_\_\_ not a pilot.
3. We \_\_\_ are \_\_\_ doctors.
4. They \_\_\_ are \_\_\_ not scientists.
5. We \_\_\_ are \_\_\_ managers.
6. He \_\_\_ is \_\_\_ a singer.

## GRAMMAR

### Plurals



SINGULAR



PLURAL

a chair a table  
a thing a boy

+ -s  
chairs tables  
things boys

a watch a sandwich

+ -es  
watches sandwiches

a diary a baby

y → -ies  
diaries babies

a man a woman  
a person

**irregular**  
men women  
people

a) Circle the correct word.

1. I am (an artist / artists / artist).
2. We are (a flight attendant / flight attendants / flight attendant).
3. She is (banker / a banker / bankers).
4. They are (a writer / writers / writer).
- 5 He is (a teacher / man / surgeon).

TIP: We also add **-es** to words ending in -s, -ss, -sh, -x and -z: bus → buses, class → classes, etc.

## Plural Nouns *(Los nombres plurales)*

---

A la mayoría de nombres se les agrega una "-s" al final para formar el plural.

Ejemplos:

▶ camera → cameras (*cámara/s*)

▶ pen → pens (*bolígrafo/s*)

▶ house → houses (*casa/s*)

▶ car → cars (*coche/s*)

 **Excepciones:**

1. Palabras que terminan en consonante + "y": la "y" cambia a "i" y añadimos "es".

Ejemplos:

▶ party → parties(*fiesta/s*)

▶ city → cities(*ciudad/es*)

2. Palabras que terminan en vocal + "y": añadimos una "s".

Ejemplos:

▶ boy → boys(*chico/s*)

▶ toy → toys(*juguete/s*)

3. Palabras que terminan en "s", "ss", "sh", "ch", "x", "o": añadimos "es".

Ejemplos:

▶ bus → buses(*bus/es*)

▶ glass → glasses(*copa/s*)

▶ brush → brushes(*cepillo/s*)

▶ watch → watches(*reloj/es*)

▶ box → boxes(*caja/s*)

▶ tomato → tomatoes(*tomate/s*)

4. Palabras que terminan en "f" o "fe": cambiamos la "f" o "fe" por "ves".

Ejemplos:

▶ leaf → leaves(*hoja/s*)

▶ wife → wives(*esposa/s*)

### ***Singular to Plural Nouns by Addition of '-es'***










Hissing sounds. Nouns ending in -s, -ss, -sh, -ch, and -x

<u>Singular</u>	<u>Plural</u>	<u>Singular</u>	<u>Plural</u>	<u>Singular</u>	<u>Plural</u>
watch	watch <b>es</b>	gas	gas <b>es</b>	kiss	kiss <b>es</b>
glass	glass <b>es</b>	dish	dish <b>es</b>	branch	branch <b>es</b>
match	match <b>es</b>	bush	bush <b>es</b>	tax	tax <b>es</b>
fox	fox <b>es</b>	dish	dish <b>es</b>	bench	bench <b>es</b>
church	church <b>es</b>	brush	brush <b>es</b>	box	box <b>es</b>
class	class <b>es</b>	ass	ass <b>es</b>	fax	fax <b>es</b>

**Exercise 3.** Write the plural of:

1. Babies
2. Cakes
3. Churches
4. Glasses
5. Wives
6. Fishes
7. Months
8. Childs
9. Wishes
10. Women
11. Cities
12. Mans
13. Boxes
14. Foots
15. Mice
16. Leaves
17. Sheep
18. Tomatoes

Match the classroom objects to their names.

 27	 1	 7	<ol style="list-style-type: none"> <li>1. book</li> <li>2. pencil</li> <li>3. bag</li> <li>4. pen</li> <li>5. glue</li> <li>6. door</li> <li>7. paper</li> <li>8. desk</li> <li>9. ruler</li> <li>10. eraser</li> <li>11. paint</li> <li>12. marker</li> <li>13. crayon</li> <li>14. scissors</li> <li>15. globe</li> <li>16. window</li> <li>17. stapler</li> <li>18. notebook</li> <li>19. corrector</li> <li>20. compasses</li> <li>21. calculator</li> <li>22. blackboard</li> <li>23. whiteboard</li> <li>24. basket</li> <li>25. calendar</li> <li>26. push pin</li> <li>27. pencil case</li> <li>28. pencil sharpener</li> <li>29. bulletin board</li> <li>30. paper clip</li> </ol>	 6
 18	 5	 19		 8
 10	 28	 21		 16
 15	 9	 12		 22
 2	 26	 11		 23
 3	 13	 25		 29
 30	 17	 20		 24
		 14	 4	 24

## GRAMMAR

There is / there are

POSITIVE (+)

SINGULAR      There`s a big new shopping centre.  
                    There`s an airport in Bristol.

---

PLURAL        There are five theatres.  
                    There are a lot of old buildings.

NEGATIVE (-)

There isn`t a station near here.  
There aren`t any good restaurants near here.

## There is

---

Se utiliza "there is" con nombres contables en singular y con incontables. Hay una forma corta: "there`s".

Ejemplos:

### Contables

- ▶ **There is a pencil.** *(Hay un lápiz.)*
- ▶ **There`s one car.** *(Hay un coche.)*
- ▶ **There is not an apple.** *(No hay una manzana.)*
- ▶ **Is there a pen?** *(¿Hay un bolígrafo?)*

### Incontables

- ▶ **There is milk.** *(Hay leche.)*
- ▶ **There is not time.** *(No hay tiempo.)*
- ▶ **Is there sugar?** *(¿Hay azúcar?)*

## There are

---

Se utiliza "there are" sólo con nombres contables en plural. No hay una forma corta.

Ejemplos:

- ▶ **There are five pencils.** (*Hay cinco lápices.*)
- ▶ **There are not two cars.** (*No hay dos coches.*)
- ▶ **Are there many people?** (*¿Hay mucha gente?!*)



**Nota:** Hay algunos tiempos verbales en los que no conjugamos "there be\*" para indicar plural o singular, contable o incontable\*. Estos tiempos verbales son el futuro ("will"), el pasado perfecto y con los verbos modales (ver las lecciones relacionadas con estos tiempos para más información).

**Ejercicio #4** - Completa las siguientes frases con la forma correcta de "there is or There are".

1. \_\_\_there are\_\_\_\_\_ 5 apples in the bowl.
2. \_\_\_is \_there \_\_\_\_\_ any water?
3. \_\_\_there isn` t\_\_\_\_\_ (not) any sugar in the coffee.
4. \_\_\_there aren` t\_\_\_\_\_ (not) any tomatoes in the salad.
5. \_\_\_there is\_\_\_\_\_ some wine in the glass.



6. \_\_\_is \_\_\_there \_\_\_\_\_ any money in your wallet?
7. \_\_\_\_\_there is\_\_\_\_\_ a problem with this phone.
8. \_\_\_ are \_there \_\_\_\_\_ any vegetables in this recipe?

**Ejercicio #5** - Escribe las palabras en el orden correcto.

many / aren't / this / pages / there / in

R: there aren't many pages in this

any / eggs / there / the / in / are / fridge / ?

R: Are there eggs in the fridge ?

is / nearby / restaurant / nice / there / a

R: there is a nice restaurant nearby

dining / are / chairs / in / room / there / three / the

R: there are three chairs in the dining room

hospital / there / this / isn't / a / in / town

R: there isn't a hospital in this town

here / is / bank / there / a / near / ?

R: is there a bank near here ?

## TOPIC 4: PERSONAL INFORMATION

**Exercise 1.** Contesta las siguientes preguntas.

1. What's your first name?

A: My name is Estefani

2. What's your surname or last name?

A: My surname is Lopez

3. your nationality?

A: I'm Mexican

4. What's your address?

A: My address is , Tzimo

5. What's your mobile number?

A: My mobile number is 9632327762

6. What's your mail address?

A: it's lopezjiminezestefani213@gmail.com

### GRAMMAR

#### Subject pronouns and possessive adjectives

subject pronouns	I	you	he	she	it	we	you	they
possessive adjectives	my	your	his	her	its	our	your	their

We use the subject pronouns with verbs. Examples: you listen, they read, etc. We use the possessive adjectives with nouns: my sister, your family, their cat, etc.

Example: I'm Mary and this is Sid, my husband.

Example: Her husband's name is Nick and he's a doctor.

Example: These are their two children - our grandchildren.

Example: It's a very nice photo, I think.

#### Possessive's

- We use a name (Nick, etc.) or a noun for a person (sister, etc.) + 's for the possessive.  
Example: Fiona is Nick's wife. It's my sister's car.

- We can also use 's with other nouns for people.  
Example: it's my teacher's car. It's his friend's camera., etc.

- For plural nouns, we write s'.  
Example: he's my friends' son.

TIPS: 's can mean "is" or the possessive.

Example: Anne's my sister. ('s = is); Kevin is Nick's son. ('s = possessive).

## Possessive Adjectives - Adjetivos Posesivos

Se utilizan para indicar a quién pertenece el sujeto u objeto de la oración. Van seguidos de un sustantivo (o una cláusula nominal).

Pronombres posesivos (en función de determinante)	Ejemplo
<b>my</b> <i>mi(s)</i>	▶ This is <b>my</b> house. <i>Ésta es mi casa.</i>
<b>your</b> <i>tu(s), de ti / su(s), de usted</i>	▶ This is <b>your</b> book. <i>Éste es tu libro. / Éste es su libro.</i>
<b>his</b> <i>su(s), de él</i>	▶ This is <b>his</b> bicycle. <i>Ésta es su bicicleta.</i>
<b>her</b> <i>su(s), de ella</i>	▶ This is <b>her</b> dress. <i>Éste es su vestido.</i>
<b>its</b> <i>su(s)</i>	▶ The dog doesn't like to be on <b>its</b> own. <i>El perro no le gusta estar solo.</i>
<b>our</b> <i>nuestro(s), de nosotros</i>	▶ These are <b>our</b> suitcases. <i>Éstas son nuestras maletas.</i>
<b>your</b> <i>vuestro(s) / su(s), de ustedes</i>	▶ These are <b>your</b> seats. <i>Éstos son vuestros asientos. / Éstos son sus asientos.</i>
<b>their</b> <i>su(s), de ellos</i>	▶ These are <b>their</b> books. <i>Éstos son sus libros.</i>

**Exercise 2.** Complete the sentences with a possessive adjective.

Example: My name's Stephen.

1. Angela, please turn off \_\_\_her\_\_\_\_\_ mobile phone.
2. The students are from Italy.\_\_\_\_their\_\_\_\_\_ names are Susanna and Carlo.
3. London is famous for \_\_\_\_\_its\_\_\_\_\_ red buses.
4. She`s French, but\_\_\_\_her\_\_\_\_\_ mother is English.
5. We`re in Class 3.\_\_\_\_Our\_\_\_\_\_ teacher is Bob.
6. \_\_\_\_His\_\_\_\_\_ name is Ian. He`s from Scotland.
7. I`m Mike.\_\_\_\_My\_\_\_\_\_ family are from Dublin.

**Exercise 3.** Write the questions.

Example: you how are ? : How are you?

1. his what`s name ? : \_\_\_\_ What`s \_\_his name ?\_\_\_\_\_
2. German mother is her ? : \_\_is her mother\_\_German ?\_\_\_\_\_
3. from your are where parents ? : \_\_where are your parents from ?\_\_\_\_\_
4. surname Simpson is your ? : \_\_\_\_is Simpson your surname ?\_\_\_\_\_
5. spell do how your name you ? : \_how do you spell your name ?\_\_\_\_\_

**Exercise 4.** Traduce el siguiente vocabulario.



1 a classmate



2 a friend



3 a neighbor



4 a boss



5 a colleague

1. un compañero de clases
2. amigo
3. vecino
4. jefe o jefa
5. colega o compañero de trabajo

**Exercise 5.** Circle the correct word or words to complete each sentence.

1. Mr. Thomas is (my / I) boss.
2. Is Mrs. Cory (you / your) teacher.
3. Is (she / her) Dr. Kim?
4. Are (they / their) Connie and Sam?
5. Are (your / you) Barry`s friend?
6. He`s (my / I) colleague.
7. Mr. Benson is (Alec / Alec`s) neighbor.
8. Jake is (Ms. Rose / Ms. Rose`s) student.
9. (He`s / His) an architect.
- 10 (Kyle / Kyle`s) and Ray`s classmate is Gail.