



Mi Universidad

Unit Activity #1 – U3

Nombre del Alumno: karol Danaé Hernández Solis

Nombre del tema: Unit III

Parcial: Third

Nombre de la Materia: English III

Nombre del profesor: Juan Manuel Jaime Díaz

Nombre de la carrera: BEN bachillerato en enfermería

Semestre: 1st

Comitán de Domínguez Chiapas a 06 de noviembre de 2023.

TOPIC 3: WHERE ARE THEY?

GRAMMAR

Verb to be (plural)

AFFIRMATIVE (+)

we`re (= we are)	We`re in a small hotel.
you`re (= you are)	You`re from the UK.
they`re (= they are)	They`re very big.

NEGATIVE (-)

we aren`t (= are not)	We aren`t in the hotel now.
you aren`t (= are not)	You aren`t from Turkey.
they aren`t (= are not)	They aren`t very expensive.

YES/NO QUESTIONS (?)

Are we in room 216?

Are you in London?

Are they in a big hotel?

SHORT ANSWER

Yes, you are.
No, you aren`t.

Yes, we are.
No, we aren`t.

Yes, they are.
No, they aren`t.

Exercise 1. Write the contractions: I`m, we`re, aren`t, etc.

1. We aren`t from Italy, we`re from Spain.
2. it`s a new hotel, but it isn`t very nice.
3. he`s a doctor and he isn`t married.
4. You aren`t Australian, you`re American.
5. she`s a manager and she isn`t a musician.

Exercise 2. Complete each statement with a singular or plural form of "be".

1. I am a writer.
2. She is not a pilot.
3. We are doctors.
4. They are not scientists.
5. We are managers.
6. He is a singer.

GRAMMAR

Plurals



SINGULAR



PLURAL

a chair a table
a thing a boy

+ -s
chairs tables
things boys

a watch a sandwich

+ -es
watches sandwiches

a diary a baby

y → -ies
diaries babies

a man a woman
a person

irregular
men women
people

a) **Circle** the correct word.

1. I am (an artist / artists / artist).
2. We are (a flight attendant / flight attendants / flight attendant).
3. She is (banker / a banker / bankers).
4. They are (a writer / writers / writer).
- 5 He is (a teacher / man / surgeon).

TIP: We also add **-es** to words ending in -s, -ss, -sh, -x and -z: bus → buses, class → classes, etc.

Plural Nouns *(Los nombres plurales)*

A la mayoría de nombres se les agrega una "-s" al final para formar el plural.

Ejemplos:

- ▶ camera → cameras (*cámara/s*)
- ▶ pen → pens (*bolígrafo/s*)
- ▶ house → houses (*casa/s*)
- ▶ car → cars (*coche/s*)

 **Excepciones:**

1. Palabras que terminan en consonante + "y": la "y" cambia a "i" y añadimos "es".

Ejemplos:

▶ party → parties(*fiesta/s*)

▶ city → cities(*ciudad/es*)

2. Palabras que terminan en vocal + "y": añadimos una "s".

Ejemplos:

▶ boy → boys(*chico/s*)

▶ toy → toys(*juguete/s*)

3. Palabras que terminan en "s", "ss", "sh", "ch", "x", "o": añadimos "es".

Ejemplos:

▶ bus → buses(*bus/es*)

▶ glass → glasses(*copa/s*)

▶ brush → brushes(*cepillo/s*)

▶ watch → watches(*reloj/es*)

▶ box → boxes(*caja/s*)

▶ tomato → tomatoes(*tomate/s*)

4. Palabras que terminan en "f" o "fe": cambiamos la "f" o "fe" por "ves".

Ejemplos:

▶ leaf → leaves(*hoja/s*)

▶ wife → wives(*esposa/s*)

Singular to Plural Nouns by Addition of '-es'

















Hissing sounds. Nouns ending in -s, -ss, -sh, -ch, and -x

<u>Singular</u>	<u>Plural</u>	<u>Singular</u>	<u>Plural</u>	<u>Singular</u>	<u>Plural</u>
watch	watches	gas	gases	kiss	kisses
glass	glasses	dish	dishes	branch	branches
match	matches	bush	bushes	tax	taxes
fox	foxes	dish	dishes	bench	benches
church	churches	brush	brushes	box	boxes
class	classes	ass	asses	fax	faxes

Exercise 3. Write the plural of:

1. Baby-babies
2. Cake-cakes
3. Church-churches
4. Glass-glasses
5. Wife-wives
6. Fish-fishes
7. Month-months
8. Child-children
9. Wish-wishes
10. Woman-women
11. City-cities
12. Man-men
13. Box-boxes
14. Foot-feet
15. Mouse-mice
16. Leaf-leaves
17. Sheep-sheep
18. Tomato-tomatoes

Match the classroom objects to their names.

	 1				
					
					
					
					
					
					

1. book
2. pencil
3. bag
4. pen
5. glue
6. door
7. paper
8. desk
9. ruler
10. eraser
11. paint
12. marker
13. crayon
14. scissors
15. globe
16. window
17. stapler
18. notebook
19. corrector
20. compasses
21. calculator
22. blackboard
23. whiteboard
24. basket
25. calendar
26. push pin
27. pencil case
28. pencil sharpener
29. bulletin board
30. paper clip

GRAMMAR

There is / there are

POSITIVE (+)

SINGULAR There`s a big new shopping centre.
 There`s an airport in Bristol.

PLURAL There are five theatres.
 There are a lot of old buildings.

NEGATIVE (-)

There isn`t a station near here.
There aren`t any good restaurants near here.

There is

Se utiliza "there is" con nombres contables en singular y con incontables. Hay una forma corta: "there`s".

Ejemplos:

Contables

- ▶ **There is a pencil.** *(Hay un lápiz.)*
- ▶ **There`s one car.** *(Hay un coche.)*
- ▶ **There is not an apple.** *(No hay una manzana.)*
- ▶ **Is there a pen?** *(¿Hay un bolígrafo?)*

Incontables

- ▶ **There is milk.** *(Hay leche.)*
- ▶ **There is not time.** *(No hay tiempo.)*
- ▶ **Is there sugar?** *(¿Hay azúcar?)*

There are

Se utiliza "there are" sólo con nombres contables en plural. No hay una forma corta.

Ejemplos:

- ▶ **There are five pencils.** (*Hay cinco lápices.*)
- ▶ **There are not two cars.** (*No hay dos coches.*)
- ▶ **Are there many people?** (*¿Hay mucha gente?*)



Nota: Hay algunos tiempos verbales en los que no conjugamos "there be*" para indicar plural o singular, contable o incontable*. Estos tiempos verbales son el futuro ("will"), el pasado perfecto y con los verbos modales (ver las lecciones relacionadas con estos tiempos para más información).

Ejercicio #4 - Completa las siguientes frases con la forma correcta de "there is or There are".

1. ___there are _____ 5 apples in the bowl.
2. ___is there _____ any water?
3. ___there isn't _____ (not) any sugar in the coffee.
4. ___there aren't _____ (not) any tomatoes in the salad.
5. ___there is _____ some wine in the glass.

6. ___is there _____ any money in your wallet?
7. ___there is _____ a problem with this phone.
8. ___are there _____ any vegetables in this recipe?

Ejercicio #5 - Escribe las palabras en el orden correcto.

many / aren't / this / pages / there / in

R: in there pages aren't this many

any / eggs / there / the / in / are / fridge / ?

R: there are the eggs in any fridge?

is / nearby / restaurant / nice / there / a

R: there are is a nearby nice restaurant

dining / are / chairs / in / room / there / three / the

R: there are three chairs in the dining room

hospital / there / this / isn't / a / in / town

R: there isn't a hospital in this town

here / is / bank / there / a / near / ?

R: here is there a near bank ?

TOPIC 4: PERSONAL INFORMATION

Exercise 1. Contesta las siguientes preguntas.

1. What`s your first name?

A:my name is karol

2. What`s your surname or last name?

A:my surname is Hernández

3. What`s your nationality?

A:í`m Mexican

4. What`s your address?

A:my address is chichima

5. What`s your mobile number?

A:my mobile number is 963 144 2167

6. What`s your mail address?.

A:my mail address is kkarolsoliss@gmail.com

GRAMMAR

Subject pronouns and possessive adjectives

subject pronouns	I	you	he	she	it	we	you	they
possessive adjectives	my	your	his	her	its	our	your	their

We use the subject pronouns with verbs. Examples: you listen, they read, etc. We use the possessive adjectives with nouns: my sister, your family, their cat, etc.

Example: I`m Mary and this is Sid, my husband.

Example: Her husband`s name is Nick and he`s a doctor.

Example: These are their two children - our grandchildren.

Example: It`s a very nice photo, I think.

Possessive`s

- We use a name (Nick, etc.) or a noun for a person (sister, etc.) + `s for the possessive.
Example: Fiona is Nick`s wife. It`s my sister`s car.

- We can also use`s with other nouns for people.
Example: it`s my teacher`s car. It`s his friend`s camera., etc.

- For plural nouns, we write s`.
Example: he`s my friends` son.
TIPS: `s can mean "is" or the possessive.
Example: Anne`s my sister. (`s = is); Kevin is Nick`s son. (`s = possessive).

Possessive Adjectives - Adjetivos Posesivos

Se utilizan para indicar a quién pertenece el sujeto u objeto de la oración. Van seguidos de un sustantivo (o una cláusula nominal).

Pronombres posesivos (en función de determinante)	Ejemplo
my <i>mi(s)</i>	<p>▶ This is my house. <i>Ésta es mi casa.</i></p>
your <i>tu(s), de ti / su(s), de usted</i>	<p>▶ This is your book. <i>Éste es tu libro. / Éste es su libro.</i></p>
his <i>su(s), de él</i>	<p>▶ This is his bicycle. <i>Ésta es su bicicleta.</i></p>
her <i>su(s), de ella</i>	<p>▶ This is her dress. <i>Éste es su vestido.</i></p>
its <i>su(s)</i>	<p>▶ The dog doesn't like to be on its own. <i>El perro no le gusta estar solo.</i></p>
our <i>nuestro(s), de nosotros</i>	<p>▶ These are our suitcases. <i>Éstas son nuestras maletas.</i></p>
your <i>vuestro(s) / su(s), de ustedes</i>	<p>▶ These are your seats. <i>Éstos son vuestros asientos. / Éstos son sus asientos.</i></p>
their <i>su(s), de ellos</i>	<p>▶ These are their books. <i>Éstos son sus libros.</i></p>

Exercise 2. Complete the sentences with a possessive adjective.

Example: My name's Stephen.

1. Angela, please turn off her mobile phone.
2. The students are from Italy. their names are Susanna and Carlo.
3. London is famous for its red buses.
4. She`s French, but her mother is English.
5. We`re in Class 3. our teacher is Bob.
6. his name is Ian. He`s from Scotland.
7. I`m Mike. my family are from Dublin.

Exercise 3. Write the questions.

Example: you how are ? : How are you?

1. his what`s name ? : what`s his name?
2. German mother is her ? : is her mother german?
3. from your are where parents ? : where are your parents from?
4. surname Simpson is your ? : is simpson your surname?
5. spell do how your name you ? : how do you spell your name?

Exercise 4. Traduce el siguiente vocabulario.



1 a classmate



2 a friend



3 a neighbor



4 a boss



5 a colleague

1. Un compañero de clase
2. Un amigo
3. Un vecino
4. Un jefe o jefa
5. Un colega

Exercise 5. Circle the correct word or words to complete each sentence.

1. Mr. Thomas is (my / I) boss.
2. Is Mrs. Cory (you / your) teacher.

3. Is (she / her) Dr. Kim?
4. Are (they / their) Connie and Sam?
5. Are (your / you) Barry`s friend?
6. He`s (my / I) colleague.
7. Mr. Benson is (Alec / Alec`s) neighbor.
8. Jake is (Ms. Rose / Ms. Rose`s) student.
9. (He`s / His) an architect.
- 10 (Kyle / Kyle`s) and Ray`s classmate is Gail.