



NOMBRE DEL ALUMNO: LORENZO ANTONIO GENAREZ PINTO

NOMBRE DEL TEMA: HAND WASHING IN NURSING

PARCIAL: 2

NOMBRE DE LA MATERIA: INGLES

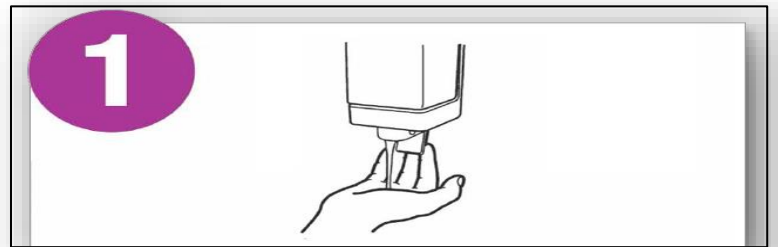
NOMBRE DEL PROFESOR: SIMÓN ANTONIO GÓMEZ SÁNCHEZ

NOMBRE DE LA LICENCIATURA: ENFERMERÍA

CUATRIMESTRE: 3

# HAND WASHING IN NURSING

Wet your hands with water. Place a sufficient amount of soap in the palm of hand to cover the surface of your hands



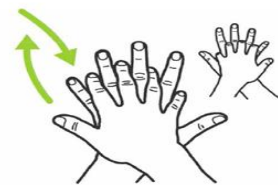
2



Rub your palms together 5 consecutive times

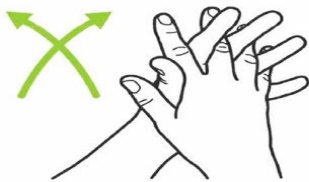
Rub the palm of right hand against the back of the left hand, interlocking the fingers and vice versa. 5 consecutive time

3



Rub your palms together, fingers interlocked. 5 consecutive time.

4



Rub the back of the fingers of one hand with the of the opposite hand, grasping the tingers. 5 consecutive time.

5



Rub your left thumb in a rotating motion, catching it in the palm of your right hand, and vice versa. 5 consecutive time.

6



Rub the tips of the fingers of the right hand against the left hand, making a rotational movement and viceversa. 5 consecutive time.

7



Rinse your hands with water. Dry your hands a single- use towel. Use the towel to turn off the faucet

8

