



TETANOS



JAZMIN HERNANDEZ MORALES
YAMILI JIMENEZ ARGUELLO

- ★ El tétanos es una enfermedad infecciosa aguda causada por las **esporas de la bacteria *Clostridium tetani***.

Las esporas se encuentran en cualquier parte del medio ambiente, particularmente en el suelo, las cenizas, los intestinos y heces de animales, en la superficie de la piel y de herramientas oxidadas como clavos, agujas, alambres de púas,.

Las esporas son muy resistentes al calor y a la mayoría de los antisépticos, y pueden sobrevivir durante años

Tetanos localizado

En el tétanos localizado se produce una espasticidad de los músculos cercanos a la herida por donde ingresó la toxina, aunque no trismo; la espasticidad puede persistir semanas.

El **tétanos cefálico** es una forma de tétanos localizado que compromete los nervios craneales. Es más frecuente en los niños, en los que puede asociarse con otitis media o puede aparecer tras una herida en la cabeza. La incidencia es máxima en África e India. Todos los nervios craneales pueden verse comprometidos, en especial el séptimo. El tétanos cefálico puede generalizarse.

Tetanos neonatal

El tétanos neonatal suele ser generalizado y a menudo es fatal. Con frecuencia se inicia en un muñón umbilical mal higienizado en niños nacidos de madres con escasa inmunidad.


El desarrollo de la enfermedad durante las primeras 2 semanas de vida se caracteriza por rigidez, espasmos y falta de deseo de alimentación. Los niños que sobreviven pueden presentar una sordera bilateral




FISIOPATOLOGIA

Las esporas de *C. tetani* generalmente entran a través de heridas contaminadas.

Las manifestaciones del tétanos son causadas por una exotoxina (tetanoespasmina), que se produce cuando las bacterias se degradan. La toxina entra en las terminaciones nerviosas periféricas, se une irreversiblemente, viaja en dirección retrógrada a lo largo de los axones y las sinapsis, y en última instancia entra en el sistema nervioso central.





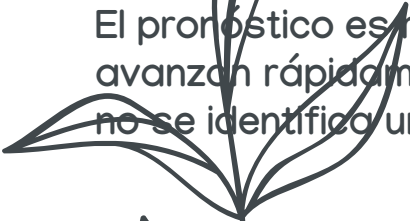
Epidemiología

El tétanos tiene una tasa de mortalidad de

- ❑ Mundial: 50%
- ❑ En los adultos no tratados: 15 a 60%
- ❑ En los recién nacidos, incluso si se tratan: 80 a 90%

La tasa de mortalidad es máxima en los extremos de la vida y en los drogadictos.

El pronóstico es más desfavorable si el período de incubación es breve y si los síntomas avanzan rápidamente o si se retrasa el tratamiento. La evolución tiende a ser más leve cuando no se identifica un foco infeccioso.



SINTOMAS

El tiempo promedio de infección para que aparezcan signos y síntomas (período de incubación) es de 10 días

**01 Rigidez
Mandibular**

03 Inquietud

05 Cefalea

**02 Dificultad para
deglutir**

04 Irritabilidad

06 Espasmos

Espasmos

El espasmo de los músculos faciales produce una expresión característica con sonrisa fija y elevación de las cejas (risa sardónica).

Puede haber rigidez o espasmo de los músculos abdominales, cervicales y dorsales, y a veces opistótonos (rigidez generalizada del cuerpo con arqueamiento de la espalda y la nuca).

El espasmo de los esfínteres causa retención urinaria o estreñimiento. La disfagia puede interferir sobre la nutrición

Causas

- ★ **La insuficiencia respiratoria es la causa más frecuente de muerte.**

El espasmo laríngeo y la rigidez y los espasmos de los músculos de la pared abdominal, el diafragma y la pared torácica ocasiona asfixia. La hipoxemia también puede inducir paro cardíaco y el espasmo faríngeo promueve la aspiración de las secreciones bucales, con generación posterior de una neumonía que contribuye a la muerte por hipoxemia. También es posible la embolia pulmonar. Sin embargo, la causa inmediata de la muerte puede no ser evidente.

Factores de riesgo

El mayor factor de riesgo de infección por tétanos es no estar vacunado

Otros factores que aumentan el riesgo de infección por tétanos son:

- Cortes o heridas expuestas al suelo o al estiércol
- Un cuerpo extraño en la herida, como un clavo o una astilla
- Antecedentes de afecciones inmunodepresoras
- Lesiones en la piel infectadas en personas con diabetes

Complicaciones

- ❑ **Problemas respiratorios.** Pueden producirse problemas respiratorios potencialmente mortales por la tensión de las cuerdas vocales y la rigidez muscular en el cuello y el abdomen, especialmente durante un espasmo generalizado.
- ❑ **Neumonía.** Una infección pulmonar causada por la inhalación accidental de algo en los pulmones (neumonía por aspiración) puede ser una complicación de los espasmos generalizados.

- ❑ **Fractura de huesos.** Los espasmos generalizados pueden provocar fracturas de la columna vertebral o de otros huesos.
- ❑ **Muerte.** La muerte por tétanos suele ser consecuencia de la obstrucción de las vías respiratorias durante los espasmos o por daños en los nervios que regulan la respiración, el ritmo cardíaco u otras funciones de los órganos.

Diagnostico



- Evaluación clínica

Se debe considerar el tétanos cuando los pacientes tienen espasmos o rigidez muscular repentina e inexplicable, especialmente con antecedentes de una herida reciente o factores de riesgo para tétanos.

El tétanos puede confundirse con una meningoencefalitis de origen bacteriano o viral, pero la siguiente combinación sugiere tétanos:

- Un sistema sensorial indemne
- Líquido cefalorraquídeo normal
- Espasmos musculares


Tratamiento

- ★ Limpiar a fondo la herida y eliminar el tejido muerto y los materiales extraños
 - ★ Antibióticos
 - ★ Inmunoglobulinas antitetánicas
 - ★ Tratamiento de los síntomas
- 
- 

Metronidazol por lo general. Se administran por vía intravenosa para eliminar las bacterias y detener así la producción de toxina. Sin embargo, los antibióticos no tienen efecto sobre la toxina que ya se haya producido. Dicha toxina sigue causando espasmos musculares. Se acostumbra a administrar una única dosis de concentrado de inmunoglobulinas antitetánicas inyectada en un músculo para neutralizar la toxina que ya se ha producido.

Tratamiento para los síntomas

- ★ Para los espasmos musculares y la rigidez, se pueden administrar sedantes, como diazepam o midazolam. Estos medicamentos también ayudan a aliviar la ansiedad.



Prevención

★ Vacunación

La vacuna contra el tétanos estimula al organismo a producir anticuerpos que neutralicen la toxina, Pero pueden pasar varias semanas después de la vacunación para que se desarrollen estos anticuerpos.

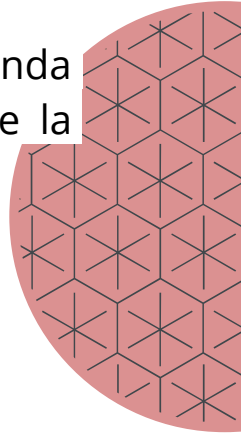
Los adultos que hayan completado la vacunación primaria contra el tétanos deben recibir refuerzos cada 10 años.

Después de una herida

A las personas que hayan sufrido una herida se les puede administrar una única dosis de la vacuna contra el tétanos para evitar el desarrollo de la enfermedad.

Si las personas no han sido vacunadas previamente, se les administra una segunda dosis 1 mes después de la primera y una tercera dosis 2 meses después de la primera.

Luego se administran dosis de refuerzo cada 10 años.






GRACIAS

Change your background in Google Meet


Important: Users who join the video call while not logged into a Google account and users which need to knock to get admitted, can only change their background once in the video call. Users who join a G Suite for Education video call can't select their own background images

Before a video call: Go to Google Meet and then select a meeting

1. On the bottom right of your self view, click Change Background
 - a. To completely blur your background, click Blur your background
 - b. To slightly blur your background, click Slightly blur your background
 - c. To select a pre-uploaded background, click a background
 - d. To upload your own image for your background, click Add
2. Click Join Now





During a video call



1. On the bottom right, click More
2. Click Change background
 - a. To completely blur your background, click Blur your background
 - b. To slightly blur your background, click Slightly blur your background
 - c. To select a pre-uploaded background, click a background
 - d. To upload your own image for your background, click Add
 - e. Tip: Your camera is automatically turned on when you click Change background

Changing your background may slow down your device. You may want to turn this feature off to allow other apps to run faster on your computer





Change your background in Zoom

Change your backgrounds easily and make your Zoom
video calls more fun and original



Change your background in Zoom

First of all, download the backgrounds you want from this template:

1. Select the slide you want to save or print
2. Modify it and add text if needed
3. Click File > Download > PNG image/JPEG image
4. It will be downloaded to your computer, and now you can print the slide or use it elsewhere

- First, download the PC version of Zoom and log in with your account
- Once inside, Zoom, click on Settings, located in the upper right corner
- Click on the Virtual Fund option
- Now click on the background you want. In the case of wanting a background downloaded to your computer, click on the plus symbol and the option to add an image or video will appear



Menu

01



Backgrounds











For teachers

For students










Menu

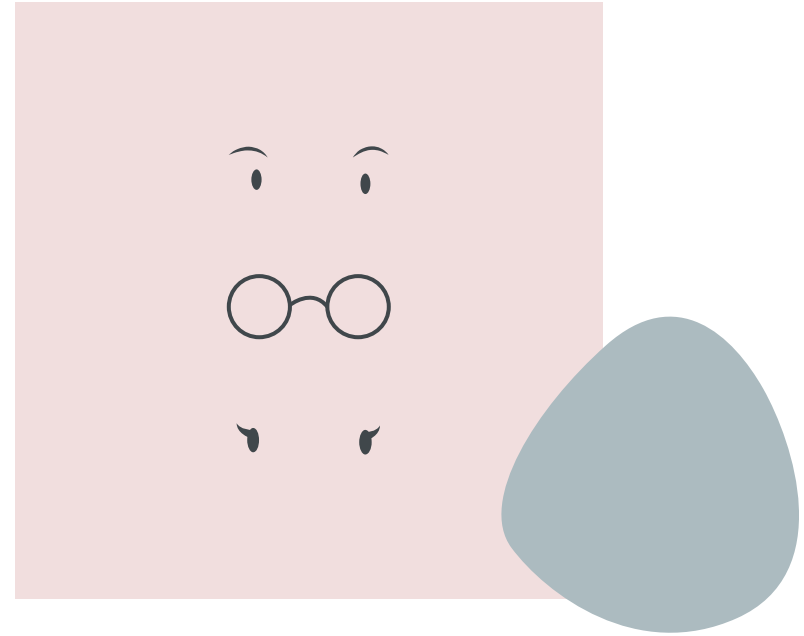

02

Avatars






Customize it

Next Avatar




Customize it

Next Avatar



Customize it


Next Avatar



Previous Avatar

Customize it




Next Avatar



Previous Avatar

Customize it



Next Avatar



Previous Avatar

Customize it



Next Avatar



Previous Avatar

Customize it



03. Reminder



Previous Avatar

Customize it

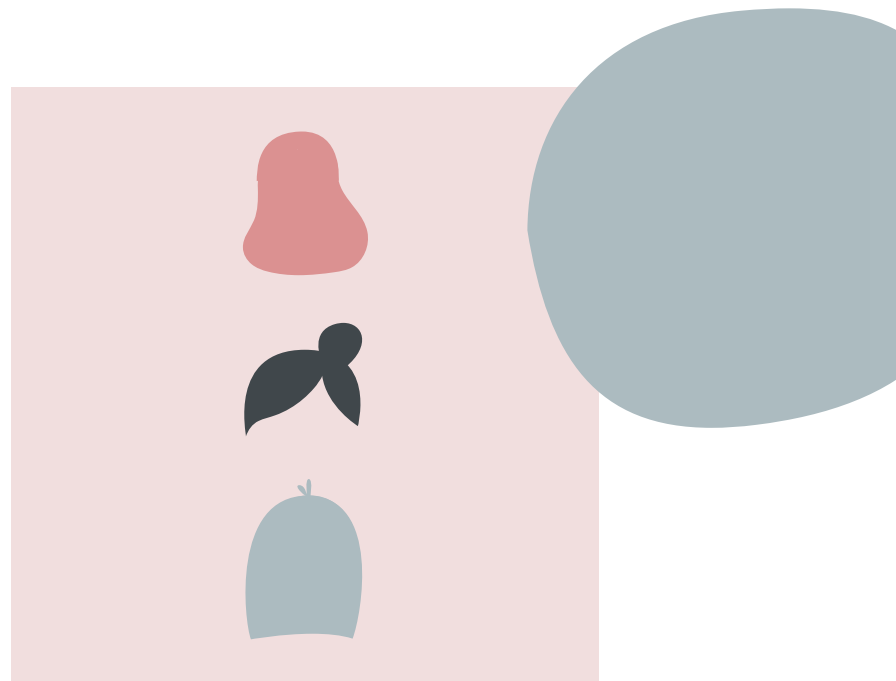

03. Reminder



Previous Avatar

Customize it

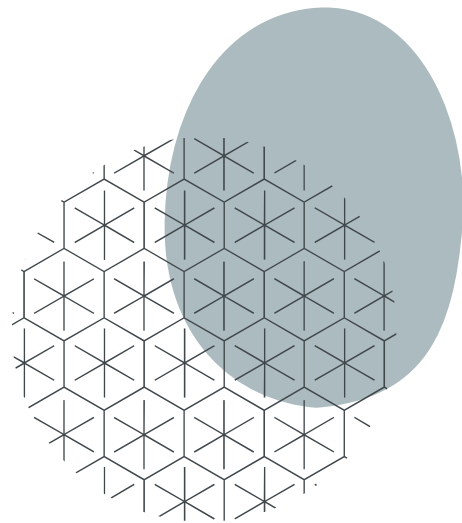
03. Reminder



Menu

03

Reminder



Important for the next class

Subject		
Science	Read today's lesson	Do exercises 1 and 2
Music	Bring instrument	Practice song
Language	Read book	Do grammar exercises
Maths	Do calculation	Learn lesson

Do not forget

Tasks

- Translate text
- Paint mural
- Do spelling homework
- Do exercises 4 and 5

Subjects

- English
- Art
- Language
- Maths



What materials must I bring to class?

Notes

Eraser



Rounded scissors

Pencils

Stapler

Calculator

Markers



Student Attending

M T W T F



Student 1

Student 2

Student 3


Student 4

Student 5



Activities

- Ask lesson
- Correct homework
- Send homework for tomorrow



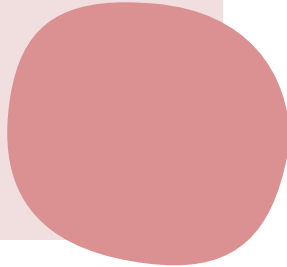

The background features several abstract shapes: a large red shape in the top left, a light pink oval in the center, and a grey shape in the bottom left. A black line-art illustration of a leafy branch is positioned in the lower center, overlapping the pink oval and the grey box.

Ask homework to:

- Student 1
- Student 2
- Student 3
- Student 4
- Student 5


Today's Tasks

- Do science exercises
- Paint mural
- Do spelling homework




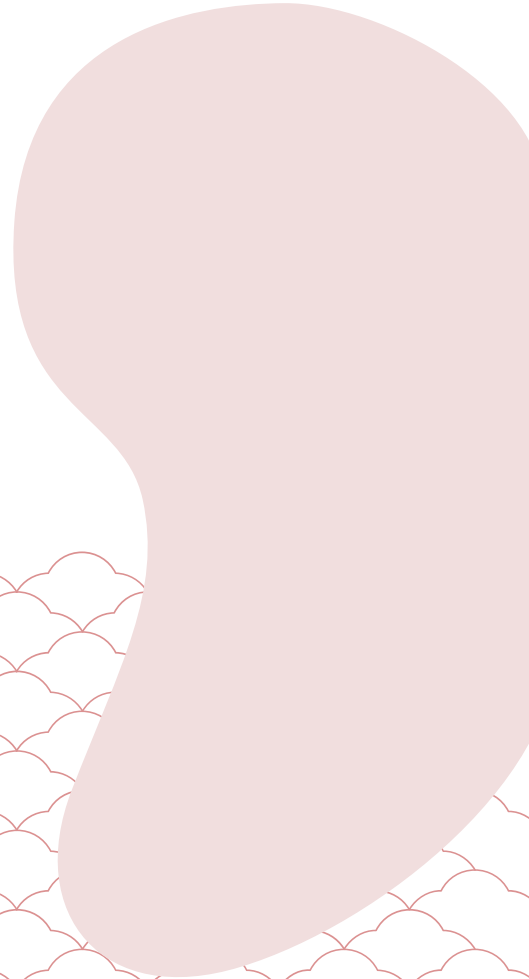


Homework

- Do science exercises
- Paint mural
- Do spelling homework



Materials




- Pencils
- Paintings
- Books
- Folder



Menu

04

Planning



Weekly planning

Monday

08:00 | Go to class

16:30 | Do homework

Thursday

08:00 | Breakfast

09:30 | Music class

13:30 | Lunch with mum

Tuesday

17:00 | Study for Friday

18:00 | Maths class

Friday

07:30 | Review for exam

11:30 | Science test

17:30 | Go to Sarah's

Wednesday

10:30 | Relax time

19:00 | Piano Lesson

Saturday

11:00 | Do homework

Sunday

10:00 | Plan next week

Monthly planner

April

Mo	Tu	We	Th	Fr	Sa	Su
			1	2	3	4
5	6	7	8	9	10	11
12	13	14	15	16	17	18
19	20	21	22	23	24	25
26	27	28	29	30		

First semester 2021

January

Mo	Tu	We	Th	Fr	Sa	Su
				1	2	3
4	5	6	7	8	9	10
11	12	13	14	15	16	17
18	19	20	21	22	23	24
25	26	27	28	29	30	31

February

Mo	Tu	We	Th	Fr	Sa	Su
1	2	3	4	5	6	2
7	8	9	10	11	12	9
13	14	15	16	17	18	16
19	20	21	22	23	24	23
25	26	27	28			

March

Mo	Tu	We	Th	Fr	Sa	Su
1	2	3	4	5	6	7
8	9	10	11	12	13	14
15	16	17	18	19	20	21
22	23	24	25	26	27	28
29	30	31				

April

Mo	Tu	We	Th	Fr	Sa	Su
			1	2	3	4
5	6	7	8	9	10	11
12	13	14	15	16	17	18
19	20	21	22	23	24	25
26	27	28	29	30		

May

Mo	Tu	We	Th	Fr	Sa	Su
					1	2
3	4	5	6	7	8	9
10	11	12	13	14	15	16
17	18	19	20	21	22	23
24	25	26	27	28	29	30
31						

June

Mo	Tu	We	Th	Fr	Sa	Su
	1	2	3	4	5	6
7	8	9	10	11	12	13
14	15	16	17	18	19	20
21	22	23	24	25	26	27
28	29	30				

Second Semester 2021

July						
Mo	Tu	We	Th	Fr	Sa	Su
			1	2	3	4
5	6	7	8	9	10	11
12	13	14	15	16	17	18
19	20	21	22	23	24	25
26	27	28	29	30	31	

August						
Mo	Tu	We	Th	Fr	Sa	Su
						1
2	3	4	5	6	7	8
9	10	11	12	13	14	15
16	17	18	19	20	21	22
23	24	25	26	27	28	29
30	31					


September						
Mo	Tu	We	Th	Fr	Sa	Su
		1	2	3	4	5
6	7	8	9	10	11	12
13	14	15	16	17	18	19
20	21	22	23	24	25	26
27	28	29	30			

October						
Mo	Tu	We	Th	Fr	Sa	Su
				1	2	3
4	5	6	7	8	9	10
11	12	13	14	15	16	17
18	19	20	21	22	23	24
25	26	27	28	29	30	31

November						
Mo	Tu	We	Th	Fr	Sa	Su
1	2	3	4	5	6	7
8	9	10	11	12	13	14
15	16	17	18	19	20	21
22	23	24	25	26	27	28
29	30					

December						
Mo	Tu	We	Th	Fr	Sa	Su
		1	2	3	4	5
6	7	8	9	10	11	12
13	14	15	16	17	18	19
20	21	22	23	24	25	26
27	28	29	30	31		

Menu



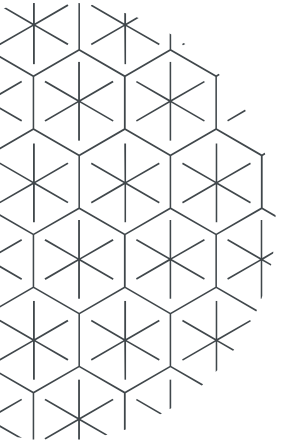
05

Homework



Write your homework

Monday - 5th april, 2021



Science	Do science homework
Maths	
Music	
Art	Draw a mural

Write your homework

Mon	Tue	Wed	Thu	Fri
Read to book Study Maths Do grammar	Do Science	Draw Study Music	Translate text Exercise 1	Play piano

Timetable

	Mon	Tue	Wed	Thu	Fri
8:00 – 8:30	Music	Science	Language	English	Science
8:30 – 9:00	Art	English	Maths	Music	Art
9:00 – 10:00	Language	Maths	Science	Art	Language
10:00 – 10:45	Lunch				
11:30 – 12:30	Maths	Art	Music	Language	Music
12:30 – 13:30	Science	Music	Art	Maths	Maths

Test

Part I

1. Link it:

- a. Is a gas giant and the biggest planet
- b. Has a beautiful name, but it's hot
- c. Despite being red, is a cold place

Venus
Mars
Jupiter

2. Write the missing data:

Mass	Diameter	Gravity
100	355	?

Test

Part II


3. Describe Venus:

It's the second planet in the Solar System
and It has a beautiful name

4. Make a list of synonyms of the given word:



Planet	?	?	?
?	?	?	?

Menu



06

Others



Infographic



Mars

Despite being red, Mars is a cold place



Jupiter

Jupiter is a gas giant and the biggest planet



Saturn

It's composed of hydrogen and helium



Neptune

Neptune is the farthest planet from the Sun

Infographic

Saturn

Saturn is composed of hydrogen and helium



Neptune

Neptune is the farthest from the Sun



Mercury

Mercury is the closest planet to the Sun



Mars

Despite being red, Mars is a cold place



Infographic



Mars

Despite being red, Mars is a cold place



Saturn

It's composed of hydrogen and helium



Jupiter

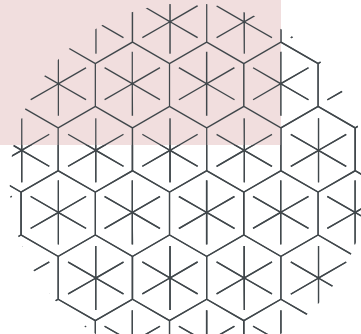
Jupiter is a gas giant and the biggest planet


The slide title goes here!

Do you know what helps you make your point clear? Lists like this:

- They're simple
- You can organize your ideas
- You'll never forget to buy milk!

And the audience won't miss the point of your presentation





**A picture is
worth a
thousand words**


A picture always reinforces the concept

Images reveal large amounts of data, so remember: use an image instead of long texts



The background features several abstract, organic shapes in muted red, light pink, and grey-blue. A black line-art illustration of a leafy branch is positioned at the top center. The text 'Awesome Words' is centered within a light pink shape.

Awesome Words



3,450

Big numbers catch your audience's attention

Notes

Mercury

Mercury is the closest to the Sun

Venus

Venus is the second planet from the Sun

Mars

Despite being red, Mars is a cold place

Saturn

It's composed of hydrogen and helium

Neptune

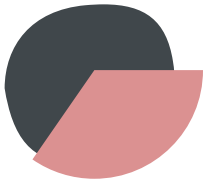
Neptune is the farthest from the Sun

Jupiter

It's a gas giant and the biggest planet

Percentages

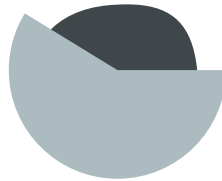
32%



Mercury

Mercury is the
closest to the Sun

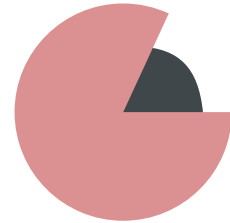
60%



Neptune

Neptune is the
farthest from the Sun

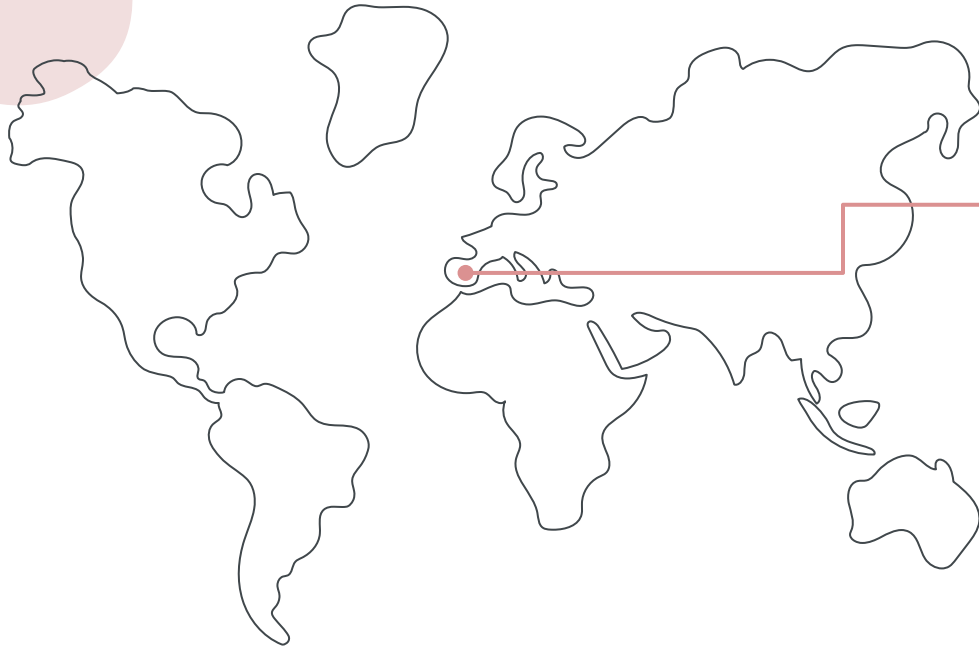
88%



Saturn


Saturn is a gas giant
and has several rings

This is a map



Venus

It has a nice name, but
It's terribly hot



The background features a light pink rectangular area in the center. To the left, there is a large, light blue abstract shape and a circular pattern of white hexagons with black outlines. To the right, there is a large, light red abstract shape. The text is centered within the pink area.

333,000000



Earths is the Sun's mass

24h 37m 23s

is Jupiter's rotation period

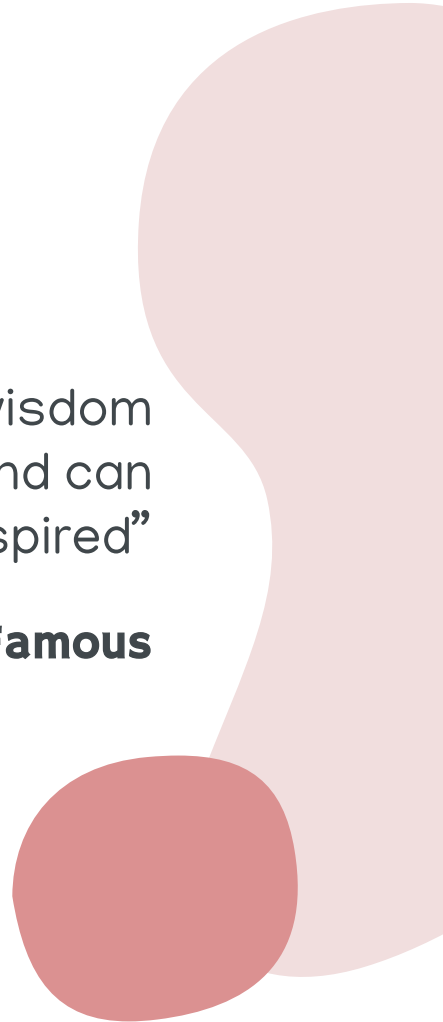
386,000km

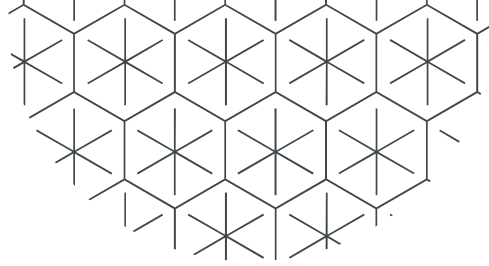
is a very long distance



“This is a quote, words full of wisdom
that someone important said and can
make the reader get inspired”

—Someone Famous





Whoa!

This can be the part of the presentation where you can tell a funny anecdote

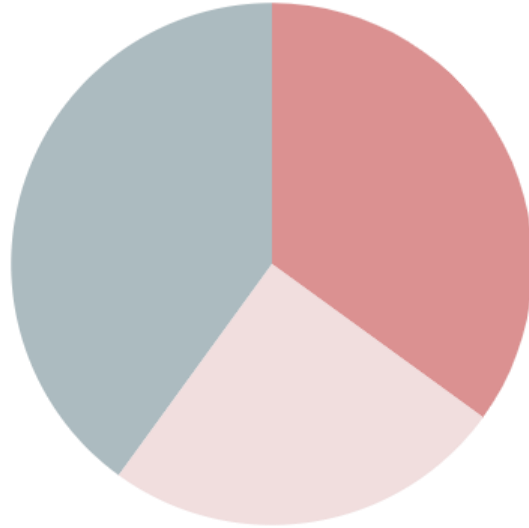
This is a graph

Mars 40%

Despite being red,
Mars is a cold place

Saturn 25%

It's composed of
hydrogen and helium



Neptune 35%

Neptune is the
farthest from the Sun

To modify this graph, click on it, follow the link,
change the data and paste the resulting graph
here, replacing this one




Conclusions



Mercury

Mercury is the closest to the Sun




Venus

Venus is the second planet from the Sun




Mars

Despite being red, Mars is a cold place



Need more columns of text?



Mercury

Mercury is the closest to the Sun

Venus

Venus is the second planet from the Sun

Mars

Despite being red, Mars is a cold place

Jupiter

It's a gas giant and the biggest planet

Our team



Helena James

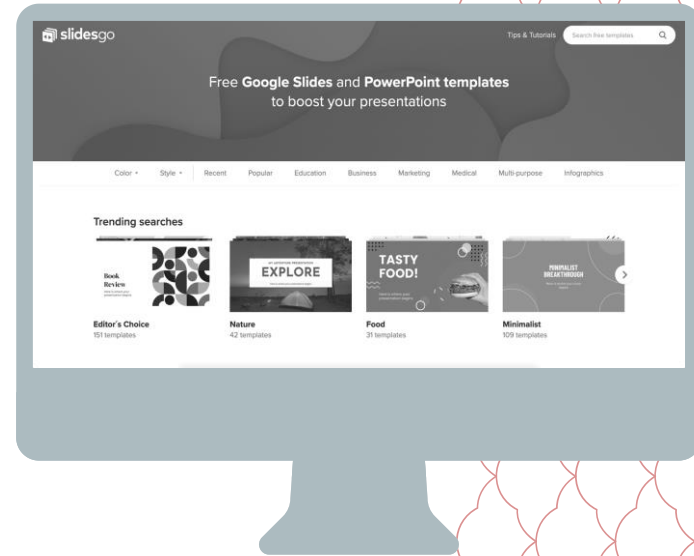
You can replace the image on the screen with your own

John Doe

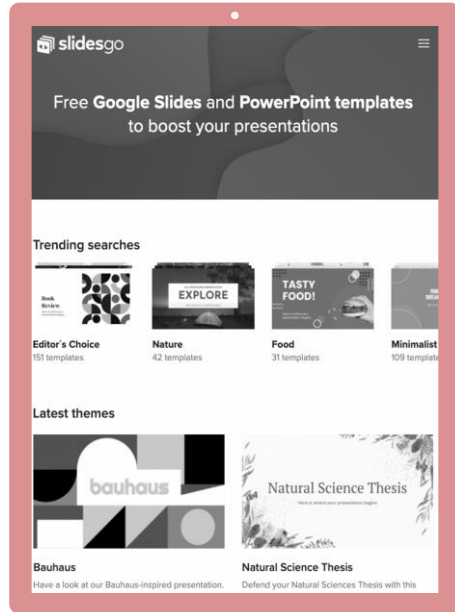
You can replace the image on the screen with your own

Desktop software


You can replace the image on the screen with your own work. Just delete this one, add yours and center it properly



Tablet app

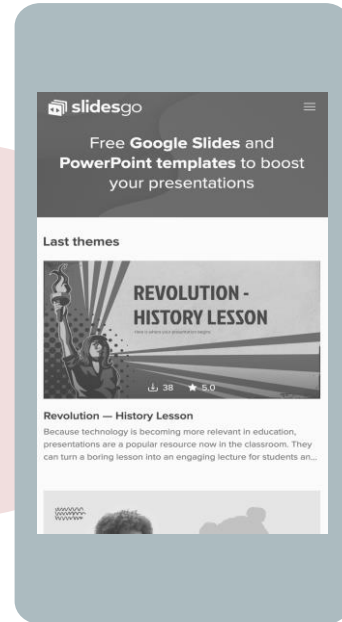


You can replace the image on the screen with your own work. Just delete this one, add yours and center it properly




Mobile web




You can replace the image on the screen with your own work. Just delete this one, add yours and center it properly



Science moodboard



Maths moodboard



Art moodboard





Thanks

Do you have any questions?
addyouremail@freepik.com | +91 620 421
838 | yourcompany.com



CREDITS: This presentation template was created
by **Slidesgo**, including icons by **Flaticon**,
infographics & images by **Freepik**

Please, keep this slide for the attribution

Alternative resources

Vectors:

- Wedding facebook cover template
- Wedding planner facebook cover template

Photos:

- Front view composition with different books
- Full shot student with books floor
- Creative composition with books flower
- Front view stack books with vase flowers
- Medium shot smiley woman reading bed
- Creative assortment world book day

Alternative resources



Alternative resources




Resources

Vectors:

- Wedding planner facebook cover template
- Covers collection with organic shapes
- Hand drawn people avatar collection
- Collection illustrated people avatars
- Flat design back school background

Photos:

- Front view stack books with one open
- Top view books with copy space
- Friends attending online class together
- Front view science elements with chemicals assortment




Resources

- High angle science elements
- Front view science elements arrangement lab
- Scientist working with chemical substances
- Cute girl science lab
- Front view girl scientist posing with lab coat safety glasses
- Mathematics with numbers copy space
- Math colorful rulers supplies calculator
- Maths with numbers stationery school items
- Colorful statistical pie charts
- Girl studying maths
- Girl making calculation
- Apple books pile near chalkboard
- Colorful math numbers with calculator

Resources

- Flat lay colorful abacus counting
- Dirty coloured palette pain
- Dirty color palette watercolour
- Front view minimalist frame easel brushes
- Close up paintbrush watercolor paint
- Easel watercolor paint
- Brushes paint creativity art concept
- Science elements with chemicals assortment



Instructions for use

In order to use this template, you must credit [Slidesgo](#) by keeping the **Thanks** slide.

You are allowed to:

- Modify this template.
- Use it for both personal and commercial projects.

You are not allowed to:

- Sublicense, sell or rent any of Slidesgo Content (or a modified version of Slidesgo Content).
- Distribute Slidesgo Content unless it has been expressly authorized by Slidesgo.
- Include Slidesgo Content in an online or offline database or file.
- Offer Slidesgo templates (or modified versions of Slidesgo templates) for download.
- Acquire the copyright of Slidesgo Content.

For more information about editing slides, please read our FAQs or visit Slidesgo School:

<https://slidesgo.com/faqs> and <https://slidesgo.com/slidesgo-school>

Fonts & colors used

This presentation has been made using the following fonts:

Hammersmith One

(<https://fonts.google.com/specimen/Hammersmith+One>)

Manjari

(<https://fonts.google.com/specimen/Manjari>)

#f1dede

#db9191

#acbbc0

#40474b

#ffffff

Storyset

Create your Story with our illustrated concepts. Choose the style you like the most, edit its colors, pick the background and layers you want to show and bring them to life with the animator panel! It will boost your presentation. Check out [How it Works](#).



Pana



Amico



Bro

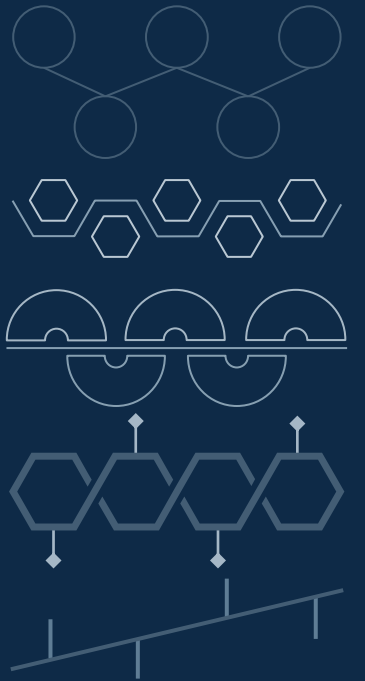
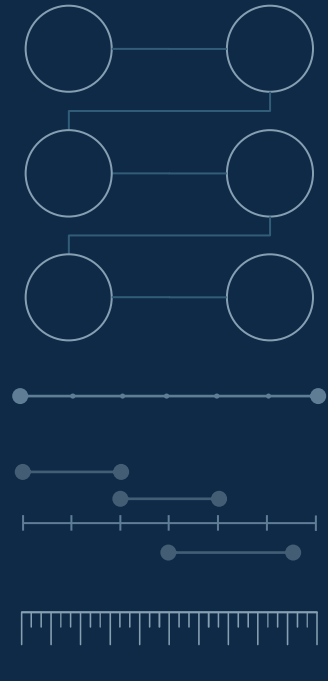
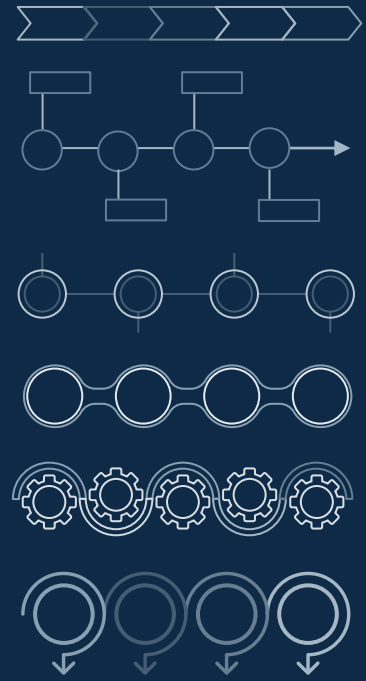
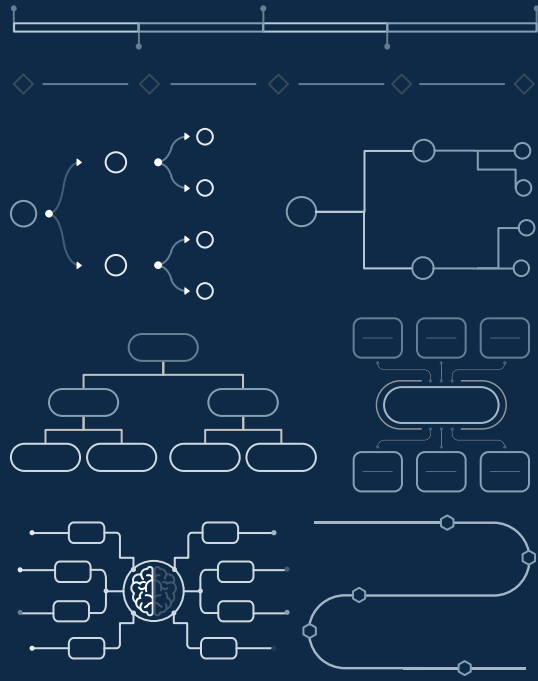


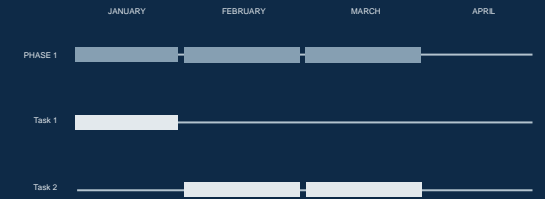

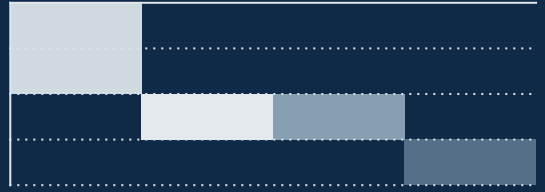


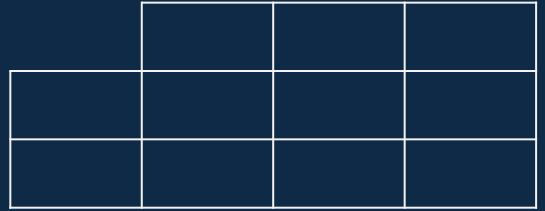
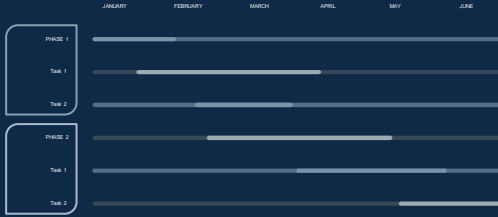
Rafiki




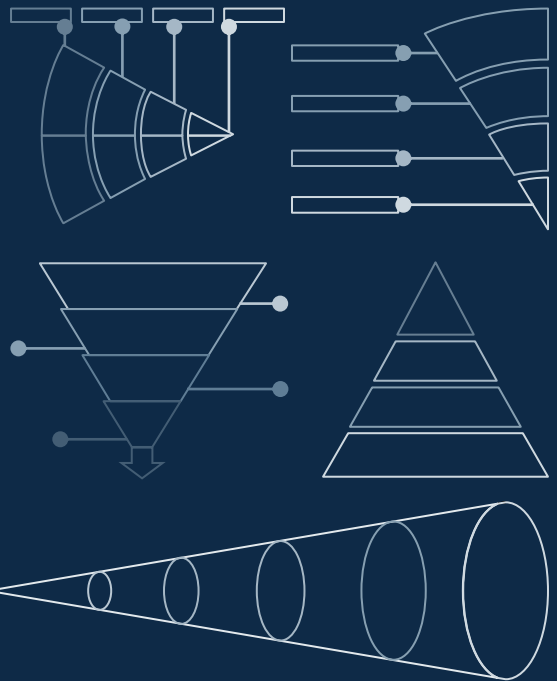
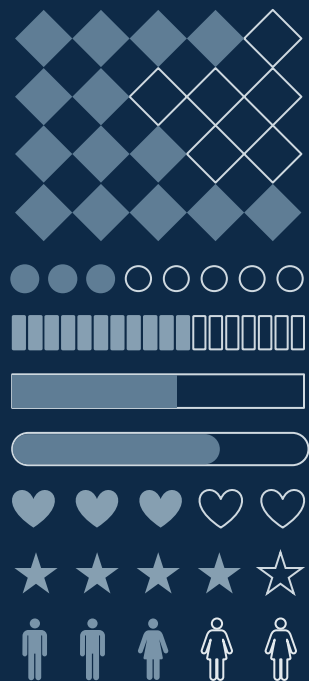

Cuate











...and our sets of editable icons

You can resize these icons without losing quality.

You can change the stroke and fill color; just select the icon and click on the paint bucket/pen.

In Google Slides, you can also use Flaticon's extension, allowing you to customize and add even more icons.



Educational Icons



Medical Icons



Business Icons



Teamwork Icons



Help & Support Icons



Avatar Icons



Creative Process Icons



Performing Arts Icons



Nature Icons



SEO & Marketing Icons



