



**Nombre de alumno: Talavera Salto Frida Alexandra**

**Nombre del profesor: Juan Manuel Jaime Díaz**

**Nombre del trabajo: Unit Activity #1 - U1 4BEN**

**Materia: English**

**PASIÓN POR EDUCAR**

**Grado: Fourth semester**

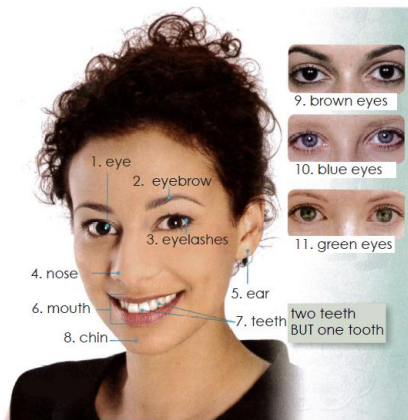
**Grupo: A**

Comitán de Domínguez Chiapas a 06 de marzo de 2023.



**Exercise 1.** Translate to spanish the vocabulary above. Traduce al español el vocabulario de arriba.

- |           |                        |
|-----------|------------------------|
| 1. Negro  | 10. Ondulado           |
| 2. Cafe   | 11. Rizado             |
| 3. Rojo   | 12. Largo              |
| 4. Rubio  | 13. Corto              |
| 5. Gris   | 14. Él está calvo      |
| 6. Blanco | 15. Él tiene un bigote |
| 7. Oscuro | 16. Él tiene barba     |
| 8. Claro  | 17. El usa lentes      |
| 9. Lacio  |                        |



**Exercise 2.** Translate to spanish the vocabulary above. Traduce al español el vocabulario de arriba.

- |             |                 |
|-------------|-----------------|
| 1. Ojos     | 7. Diente       |
| 2. Ceja     | 8. Barbilla     |
| 3. Pestañas | 9. Ojos cafés   |
| 4. Nariz    | 10. Ojos azules |
| 5. Oreja    | 11. Ojos verdes |
| 6. Boca     |                 |

## GRAMMAR

### Describing people with “be” and “have”.

#### With “be”

Her eyes are blue.

Their hair is grey.

Her eyelashes are long and dark.

#### With “have”

She has blue eyes.

They have grey hair.

She has long, dark, eyelashes.

Remember:

Adjectives come before the nouns they describe.  
Example: She has blue eyes. NOT She has eyes blue.

Adjectives are never plural.

She has blue eyes. NOT She has eyes blue.

Afirmativo	Negativo	Interrogativo
I am	I am not	Am I ?
You are	You are not	Are you?
He is	He is not	Is he ?
She is	<b>VERBO TO BE</b>	Is she ?
It is	It is not	Is it ?
We are	We are not	Are we ?
You are	You are not	Are you?
They are	They are not	Are they ?

VERBO TO HAVE - PRESENTE DE INDICATIVO		
MODO AFIRMATIVO	MODO INTERROGATIVO	MODO NEGATIVO
I <b>have</b> he / tengo	<b>Have</b> I? ¿He? ¿Tengo?	I <b>have</b> not no he no tengo
You <b>have</b> has / tienes	<b>Have</b> you? ¿Has? ¿Tienes?	You <b>have</b> not no has no tienes
He <b>has</b> ha / tiene	<b>Has</b> he? ¿Ha? ¿Tiene?	He <b>has</b> not no ha no tiene
She <b>has</b> ha / tiene	<b>Has</b> she? ¿Ha? ¿Tiene?	She <b>has</b> not no ha no tiene
It <b>has</b> ha / tiene	<b>Has</b> it? ¿Ha? ¿Tiene?	It <b>has</b> not no ha no tiene
We <b>have</b> hemos tenemos	<b>Have</b> we? ¿Hemos? ¿Tenemos?	We <b>have</b> not no hemos no tenemos
You <b>have</b> han tienen	<b>Have</b> you? ¿Han? ¿Tienen?	You <b>have</b> not no han no tienen
They <b>have</b> han tienen	<b>Have</b> they? ¿Han? ¿Tienen?	They <b>have</b> not no han no tienen

**Exercise 3.** Complete each sentence with the correct form of “be” and “have”.

1. A: What does your brother look like?

B: Well, he   has   a mustache and wavy hair.

And he wears glasses.

2. A: What does your mother look like?

B: Her hair   be   curly and black.

3. A: What does her father look like?

B: He   has   a short, gray beard.

4. A: What does his grandmother look like?

B: She has curly, gray hair and beautiful eyes.

5. A: What does his sister look like?

B: His sister? Her hair is long and pretty!

6. A: What do your brothers look like?

B: They have straight, black hair, and they wear glasses.

**Exercise 4.** Write a sentence with “be” and a sentence with “have”.

**Example:**

**1. Kate / hair/ long / straight**

(using “be”) a. Kate's hair is long and straight

(using “have”) b. Kate has long straight hair

**2. George / short/ black hair**

(using “be”) a. George's hair is short and black

(using “have”) b. George has short black hair

**3. Harry/ long / curly/ hair**

(using “be”) a. Harry's hair is long and curly

(using “have”) b. Harry has long curly hair

**4. Mary/ eyes/ blue**

(using “be”) a. Mary's blue eyes

(using “have”) b. Mary has blue eyes

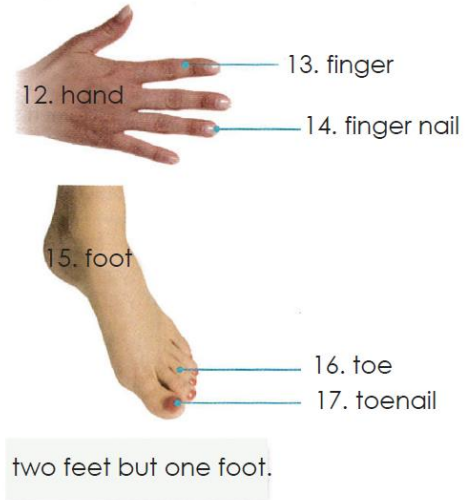
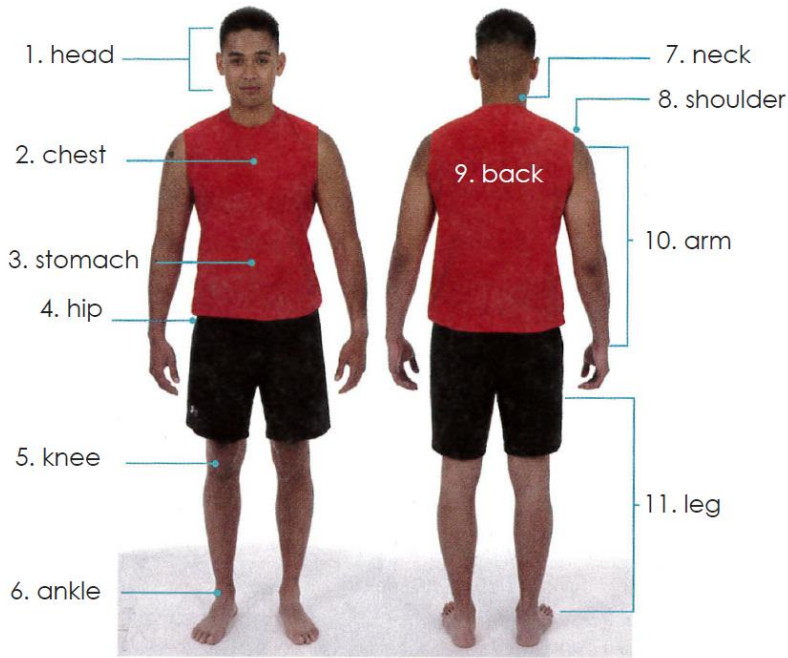
**5. Amy/ pretty/ eyes**

(using “be”) a. Amy's pretty eyes

(using “have”) b. Amy has pretty eyes

## VOCABULARY

### Parts of the body



**Exercise 1.** Translate to Spanish the vocabulary above. Traduce al español el vocabulario de arriba.

- |             |                  |
|-------------|------------------|
| 1. Cabeza   | 10. Brazo        |
| 2. Pecho    | 11. Pierna       |
| 3. Estomago | 12. Mano         |
| 4. Cadera   | 13. Dedo         |
| 5. Rodilla  | 14. Uña          |
| 6. Tobillo  | 15. Pie          |
| 7. Cuello   | 16. Dedo del pie |
| 8. Hombro   | 17. Uña del pie  |
| 9. Espalda  |                  |

## VOCABULARY - Ailments (Enfermedades/Dolores)

I don't feel well. I have ...



1. a headache



2. a stomachache



3. an earache



4. a toothache



5. a backache



6. a cold



7. a sore throat



8. a fever



9. a cough



10. a runny nose

**Exercise 2.** Translate to Spanish the vocabulary above. Traduce al español el vocabulario de arriba.

1. Un dolor de cabeza

2. Un dolor de estómago

3. Un dolor de oído

4. Un dolor de diente

5. Un dolor de espalda

6. Un resfriado

7. Un dolor de garganta


8. Fiebre

9. Tos


10. Esguerrimiento nasal

## VOCABULARY - Remedies





1. take something



2. lie down



3. have some tea



4. see a doctor/ see a dentist

1. Toma algo.

2. Recuéstate.

3. Toma un té.

4. Ve un doctor / ve un dentista.

### Exercise 3. Escribe 8 oraciones usando el vocabulario de arriba

Example: I have a cold; I should see a doctor.

1. Miceli has a knee ache; she should see a doctor
2. Fer has a headache; she should lie down
3. Lexa has colic ; she should lie down
4. Meza has a toothache; he should see a dentist
5. Jorge has fever; he should take something
6. Antonio has a cold; he should have some tea
7. Uriel has a stomachache ; he should have some remedy
8. Raul has a headache; he should take some aspirin

### GRAMMAR - Modal: "should" + base form for suggestions

Should: deber

Shouldn't: no deber

Should not: no deber

### Usos

1. **Dar consejos (give advice)**; ejemplo:

-I think you should go to the doctor. (Creo que debes ir al médico)

-You shouldn't drink alcohol. (No deberías beber alcohol)

2. **Mostrar obligación** o deber (obligation or duty) para decir qué es lo correcto

-You should wear a helmet when riding a motorcycle. (Usted debe usar un casco cuando conduzca una motocicleta)

-You shouldn't smoke in here. (No deberías fumar aquí)

### 3. **Mostrar probabilidad o expectativa** (probability or expectation)

-They should be here soon. (Deberían estar aquí pronto)

-I believe 200 dollars should be enough for the trip. (Creo que 200 dólares deberían ser suficientes para el viaje)

#### **Estructura**

**a) Affirmative:** después de SHOULD el verbo no debe tener TO, sólo la forma base.

He should call an ambulance right now. (El debería llamar una ambulancia ahora mismo)

**b) Negative:** la forma sin es contracción es **SHOULD NOT** y con contracción es **SHOULDN'T**; ambas formas son correctas.

-They shouldn't cheat on the Spanish exam. (Ellos no deben hacer trampa en el examen de español)

-That soccer player should not dive all the time; it's not fair play. (Ese jugador de fútbol no debería fingir/echarse a la piscina todo el tiempo; no es juego limpio)

**c) Interrogative:** debemos usar SHOULD antes del SUJETO.

-Should I take a summer course at college? (¿Debo tomar un curso de verano en la universidad?)

-Yes, you should. (Sí)

-No, you shouldn't. (No)



**Exercise 4.** Complete each sentence with “**should o shouldn't**” and a verb form from the box.

1. It's your birthday. You should go out for dinner!

2. I'm sorry you have a toothache. You should (**see**) a dentist.

3. There's a movie on TV tonight. We should (**watch**) it.



4. You have a cold? You \_\_shouldn't\_\_ **(not exercise)** today.
5. We have tomatoes, potatoes, and onions. We \_should \_ **(make)** tomato potato soup for dinner tonight!
6. Pam's taking a shower right now. You \_\_should\_\_ **(call)** back later.
7. Martin has a headache. He \_\_shouldn't\_\_ **(not play)** soccer tonight.
8. It's time for bed. You \_\_\_\_should\_\_ **(get)** undressed.