



Nombre de alumno: Jennifer Xicoténcatl Méndez

Nombre del profesor: Juan Manuel Jaime Díaz

Nombre del trabajo: Unit Activity #1 – U4 2BEN

Materia: ingles

Grado: 2 semestre

Grupo: Único

Comitán de Domínguez Chiapas a 19 de junio de 2023.

GRAMMAR

Possessive pronouns / Whose

Possessive pronouns can replace nouns and noun phrases. They answer questions with “whose” and clarify answers to questions with “which”.

A: Whose coat is that? B: It's mine. (= It's my coat.)

A: Which is her cup? B: This one is hers.

Be careful!

- Don't use a possessive adjective in place of a possessive pronoun.
Is this yours? NOT Is this ~~your~~?
- Don't use a noun after a possessive pronoun.
These shoes are mine. NOT These are ~~mine~~ shoes.

subject pronouns

I
you
he
she
it
we
you
they

possessive adjectives

my
your
his
her
its
our
your
their

possessive pronouns

mine
yours
his
hers
its
ours
yours
theirs

Examples:

That's my jacket / It's **mine**.

Your dinner was great/ **Yours** was great.

Are these his keys?/ Are these **his**?

She drives her car to work/ She drives **hers** to work.

These are our shoes / These are **ours**.

They finished their assignment / They finished **theirs**.

Exercise 1. Replace the noun phrases with possessive pronouns

1. Those gloves are ~~my gloves~~.

Answer: mine

2. That is ~~her coat~~.

Answer: hers

3. The books on the table are ~~Mr. Davison's~~.

Answer: his

4. Their car and ~~our car~~ are parked on the same street.

Answer: our

5. Are those my tickets or ~~her tickets~~?

Answer: hers

6. The white house is ~~my mother's house~~.

Answer: yours

7. Is this painting ~~your painting~~ or ~~her brother's painting~~?

Answer: his

8. The newspaper under the chair is ~~his daughter's paper~~.

Answer: hers

9. Is this DVD your DVD or ~~your friends'~~?

Answer: their

10. Are these ~~your son's shoes~~?

Answer: yours

Exercise 2. Contesta correctamente

1. This car is ____ car. This car is his.

- a) he
- b) her
- c) his
- d) hers

2. This house is our house. This house is ____.

- a) our
- b) ours
- c) we
- d) its

3. This hat is my hat. This hat is ____.

- a) I
- b) me
- c) mine
- d) its

4. This is your bike. This bike is ____.

- a) you
- b) your
- c) yours
- d) yours

5. This is ____ dog. This dog is hers.

- a) her
- b) his
- c) hers
- d) she

6. These are ____ children. These children are theirs.

- a) theirs
- b) them
- c) they
- d) their

Vocabulary

Exercise 3. Match the adjectives to pictures 1-10. (Escribe la letra de la figura que concuerda con la palabra)

- (1) - a magazine
- (5) - a postcard
- (10) - a box of chocolates
- (9) - sweets
- (8) - batteries
- (4) - a newspaper
- (7) - a birthday card
- (2) - tissues
- (6) - chewing gum
- (3) - a map



EVENTS AND TIMES

VOCABULARY

What time is it?



1. It's one o'clock.



2. It's one fifteen. OR
It's a quarter after one.



3. It's one twenty. OR
It's twenty after one.




4. It's one thirty. OR
It's half past one.



5. It's one forty. OR
It's twenty to two.



6. It's one forty-five. OR
It's a quarter to two.



7. It's noon.



8. It's midnight.

0:00 to 11:59 = A.M.
12:00 to 23:59 = P.M.

Say "eight A.M."
or "eight P.M."



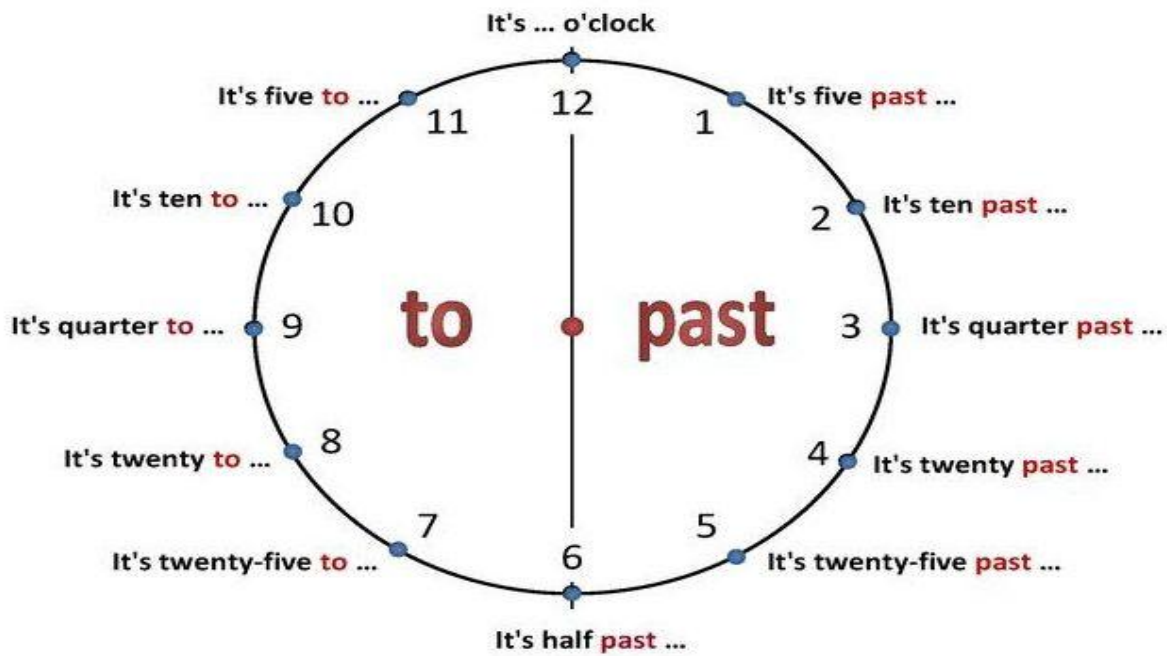
TO (las... menos...)

It's... o'clock

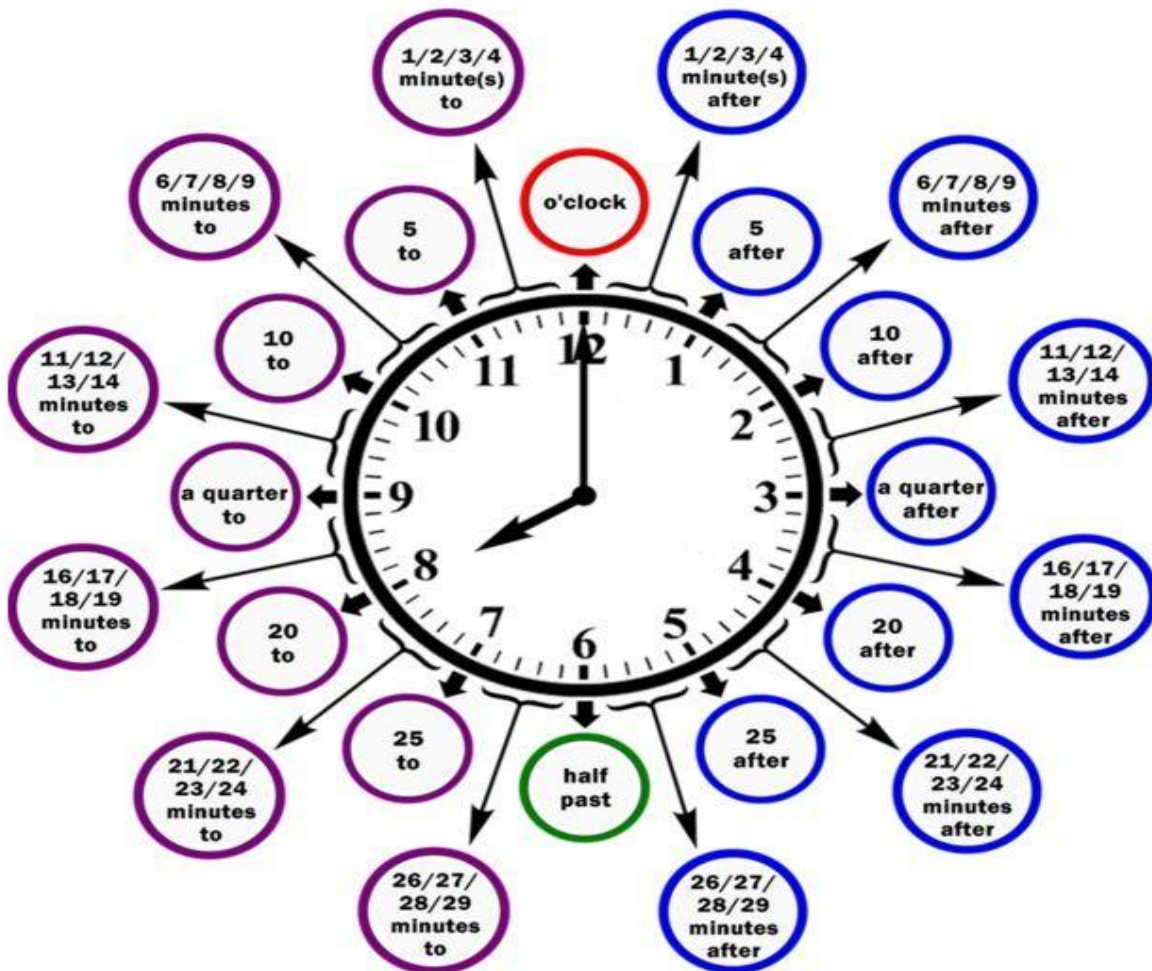
PAST (las... y...)



Son las.....



It's twenty to five = Son las 5 menos veinte



Ver video en youtube para la explicación de las horas:

https://www.youtube.com/watch?v=ItXtQGHnp1E&feature=emb_logo&ab_channel=DianaPerez

Is it A.M. or P.M.?

 It's seven (o'clock) in the morning. It's 7:00 A.M.	 It's twelve (o'clock). It's 12:00 P.M. It's noon.	 It's four (o'clock) in the afternoon. It's 4:00 P.M.
 It's seven (o'clock) in the evening. It's 7:00 P.M.	 It's ten (o'clock) at night. It's 10:00 P.M.	 It's twelve (o'clock) at night. It's 12:00 A.M. It's midnight.

Exercise 4. What time is it?. Use the sentences in the box. ¿Qué hora es?, usa las oraciones en la caja.

- It's five-oh-five.
- It's twenty after nine.
- It's ten to eight.
- It's a quarter after one.
- It's eight after six.
- It's a quarter to three.



1. It's twenty after nine

2. its twenty to nine

3. its quarter post one




4. ___its five post one ___

5. _its quarter to four


6.its half past two_

VOCABULARY

Early, on time, and late.



1. She's early.



2. They're on time



3. He's late

VOCABULARY

Events



1. a party



2. a dance



3. a game



4. a dinner



5. a movie



6. a concert

GRAMMAR

“Be”: questions about time / Prepositions “at” and “on”.

What time is it?	(It's) five twenty.
What time`s the party?	(It's) at nine thirty.
What day is the concert?	(It's) on Saturday.
When`s the dance?	(It's) at ten o'clock.
	(It's) on Friday at 10:00 P.M.

Contractions:

What time is → What time's

What day is → What day's

When is → When's

Be careful!

What time is it? NOT ~~What time's it?~~

When is it? NOT ~~When's it?~~

Exercise 5. Complete the questions and answers. Use contractions when possible.

1. A: When is the party?

B: It's at 11:00 p.m.

2. A: what days's the game?

B: It's on Saturday.

3. A: What time is the concert?

B: It's at 8:30.

4. A: What time is the dinner?

B: It's on Tuesday.

5. A: when the dance?

B: It's on Friday at 9:00.

6. A: What time is the class?

B: It's at noon.

GRAMMAR

Prepositions “in”, “on” and “at” for dates and times.

When's the party?	It's in January.
When's the dance?	It's on January 15 th
When's the dinner?	It's on the 12 th
What day's the meeting?	It's on Tuesday.
What time's the movie?	It's at noon.
What time's the dance?	It's at 8:30.

Be careful!
in the morning
in the afternoon
in the evening
BUT at night



The concert's **on** August 12th

Exercise 6. Complete the sentences. Use “in”, “on” or “at”.

1. The concert is ___on___ July 14 ___at___ 3:00_____ the afternoon.
2. The dinner is ___on___ December ___at___ the 6.
3. The party is ___at___ midnight _____on__ Saturday.
4. The movie is ___on___ November 1 ___at___ 8:30 p.m.
5. The game is ___on___ Wednesday _____at__ noon.
6. The meeting is at the State Bank ___at___ 11:00 _____ the morning _on _ July 18.