



**Nombre de alumno: Claudia Elizabeth  
Ramírez Alfaro**

**Nombre del profesor: Juan manuel Jaime  
diaz**

**Nombre del trabajo: Unit Activity #1 – U3 2BEN**

**Materia: Ingles**

**Grado: 2 semestre**

**Grupo: UNICO**

## TOURIST INFORMATION - CLOTHES

### VOCABULARY

**Exercise 1.** Match the adjectives to pictures a-h. (Escribe la letra de la figura que concuerda con la palabra)

- ( 8 ) - a wallet
- ( 4 ) - keys.
- ( 11 ) - a money
- ( 9 ) - an ID card
- ( 1 ) - a map
- ( 5 ) - a laptop
- ( 2 ) - a purse
- ( 10 ) - a credit card
- ( 6 ) - a passport
- ( 7 ) - a guide book
- ( 3 ) - a camera



### Vocabulary - Clothes



**GRAMMAR** - Demonstrative adjectives: "this", "that", "these", "those".

Es



importante comenzar señalando que los pronombres pueden estar en singular o plural y que pueden hacer referencia a la distancia.

**This (este/a/o)**

**That (ese/a/o, aquél, aquello/a)**

**These (estos/as)**

**Those (esos/as, aquellos/as)**

Ejemplos:

**Singular and this (singular y aquí):**

I like this car.(Me gusta este coche.)

**Singular and there (singular y allí):**

I like that car.(Me gusta ese coche.)

**Plural and here (plural y aquí):**

I like these cars.(Me gustan estos coches.)

**Plural and there (plural y allí):**

I like those cars.(Me gustan aquellos coches.)

Los pronombres demostrativos pueden ir acompañados de un nombre como vemos en los ejemplos anteriores, o pueden ir solos como en los siguientes ejemplos:

This is a good book.(Éste es un buen libro.)

What is that?(¿Qué es eso?)

Other Uses of Demonstrative Pronouns (Otros usos de los demostrativos)

1. Podemos utilizarlos "this" para presentarnos por teléfono.

Hello. This is Alicia.(Hola. Soy Alicia.)

2. Para preguntar quién hay al otro lado de la línea telefónica o en un lugar oscuro, usamos "that".

Peter, is that you?(¿Eres tú, Peter?)

3. También usamos "this" cuando presentamos personas.

Lucy, this is my friend Jill. (Lucy, ésta es mi amiga Jill.)

4. "That" también lo podemos utilizar para referirnos a algo del pasado.

That pizza was delicious. (Aquella pizza estaba riquísima.)

**Exercise 2.** Look at the pictures. "Write "this", "that", "these", or "those" and the name of the clothes.



1. Those jackets



2. this jacket



3. this skirt



4. those shoes



5. these shirts



6. these high heels



7. these suits



8. those ties

**Exercise 3.** Escribe 8 oraciones usando "this", "that", "these", and "those".

1. This train is blue

2. that boat is fast

3. these necklaces are so beautiful

4. those cats are small


5. this dress is what I want

6. that house looks big


7. These children are playing

8. These dishes are ready.

## GRAMMAR - The Present Simple tense: affirmative statements with “like”, “want”, “need” and “have”.



Tina **likes** these shoes. She **wants** that shirt.



Rob **needs** a book. Now he **has** a book.

I	like	those sweaters
You	want	
We	need	
They	have	
Sara and Jim		
He	likes	those sweaters, too.
She	wants	
Cassie	needs	
Ivan	has	


For he, she, and it, add -s to the base form.

like → likes  
want → wants  
need → needs  
BUT: have → has

**Exercise 3.** Complete each statement with the correct form of the verb.

1. I \_\_\_like\_\_\_ (like/likes) your tie.
2. My friends \_\_\_want\_\_\_ (want/ wants) this suit.
3. Janet \_\_\_needs\_\_\_ (need / needs) this skirt.
4. Peter \_\_\_has\_\_\_ (have / has) that jacket.
5. We \_\_\_like\_\_\_ (like / likes) our dresses.
6. Sue and Tara \_\_\_want\_\_\_ (want/ wants) those suits.

## VOCABULARY – Colors and Sizes



**Exercise 4.** Complete the sentences with the correct form of the verb. Use contractions.

1. A: \_\_\_Do\_\_\_ (Do/Does) your children \_\_\_have\_\_\_ (have) sweaters for school?

B: My daughter \_\_\_does\_\_\_ (do/does), but my son \_\_\_doesn't\_\_\_ (don't/doesn't).

2. A: \_\_\_Does\_\_\_ (Do/Does) your husband \_\_\_need\_\_\_ (need) a black tie?

B: No, he \_\_\_Doesn't\_\_\_ (don't/doesn't). He \_\_\_has\_\_\_ (have) two black ties.

3. A: I \_\_\_need\_\_\_ (need) a blue suit for work. \_\_\_Do\_\_\_ (Do/Does) you \_\_\_need\_\_\_ (need) one too?

B: Yes, I \_\_\_Do\_\_\_ (do/does).

4. A: \_\_\_Do\_\_\_ (Do/Does) you \_\_\_like\_\_\_ (like) that green shirt?

B: Actually, no, I \_\_\_Don't\_\_\_ (don't/doesn't).

5. A: We \_\_\_Don't like\_\_\_ (not like) the clothes in this store.

B: Really? that`s too bad. We \_\_\_Do\_\_\_ (do/does).

6. A: \_\_\_Do\_\_\_ (Do/Does) you \_\_\_have\_\_\_ (have) this black jacket in size 34?

B: No, I'm sorry. We \_\_\_Don't\_\_\_ (don't/doesn't).



## GRAMMAR

### Favorite

Favorite = the thing or person we like best.

Example: My favorite color is pink.

Example: This is my favorite jacket.

Example: These are my favorite boots.

Example: What's your favorite color?

Example: Who's your favorite actor?

TIP= we use "who" to ask about a person

Example: A: Who's your favorite actor?

B: Leonardo Di Caprio.



i) Fill in the gaps with "this", "these", "my", "who" or "what".

1. my favorite color is pink.
2. this is my favorite jacket.
3. these are my favorite boots.
4. what's your favorite color?
5. who's your favorite actor?

## VOCABULARY- Opposite adjectives to describe clothes



1. new



2. old



3. dirty



4. clean



5. loose



6. tight



7. cheap



8. expensive



9. long



10. short

GRAMMAR - The Present Simple tense: questions with "what", "what color", "what size", "why", "which one" and "which ones".

- Use a question word and "do" or "does" to ask information questions in the Present Simple tense.

Example: What do you need? (A blue and white tie).

Example: What does she want? (New shoes).

- Use "because" to answer questions with "why".

Example: Why do they want that suit? (Because it's nice).

- Use "what color" or "what size" to ask about color and size.

Example: What color do you want? (Black).

Example: What size does he need? (Extra large).

- Use "which" to ask about choice. Answer with "one" or "ones".

Example: Which sweater do you want? (The blue one).

Example: Which shoes does he like? (The black ones).

**Exercise 5.** Complete the conversations in your own words.

1. A: Which skirt does she want \_\_\_\_\_ (she / want)?

B: The pink \_\_\_\_\_ one.

2. A: What does your friend he needs \_\_\_\_\_ (your friend / need)?

B: shoes \_\_\_\_\_.

3. A: What color shoes do you like \_\_\_\_\_ (you / like)?

B: the blue ones \_\_\_\_\_.

4. A: Why do you want \_\_\_\_\_ (you / want) new shoes?

B: I don't have shoes \_\_\_\_\_.

5. A: Which shirts do you like \_\_\_\_\_ (you / like)?

B: The white \_\_\_\_\_.

6. A: What size shoes Do you need \_\_\_\_\_ (you / need)?

B: the small ones \_\_\_\_\_.