



Nombre de alumno: Angel Esteban Pinto Arizmendi

Nombre del profesor: Juan Manuel Jaime

Nombre del trabajo: Unit Activity #1 – U3 2BEN

Materia: Ingles II

PASIÓN POR EDUCAR

Grado: 2 Semestre de enfermería

Grupo: Único

TOURIST INFORMATION - CLOTHES

VOCABULARY

Exercise 1. Match the adjectives to pictures a-h. (Escribe la letra de la figura que concuerda con la palabra)

- (8) - a wallet
- (4) - keys.
- (11) - a money
- (9) - an ID card
- (1) - a map
- (5) - a laptop
- (2) - a purse
- (10) - a credit card
- (6) - a passport
- (7) - a guide book
- (3) - a camera



Vocabulary - Clothes



GRAMMAR - Demonstrative adjectives: "this", "that", "these", "those".



Es importante comenzar señalando que los pronombres pueden estar en singular o plural y que pueden hacer referencia a la distancia.

This (este/a/o)

That (ese/a/o, aquél, aquello/a)

These (estos/as)

Those (esos/as, aquellos/as)

Ejemplos:

Singular and this (singular y aquí):

I like this car.(Me gusta este coche.)

Singular and there (singular y allí):

I like that car.(Me gusta ese coche.)

Plural and here (plural y aquí):

I like these cars.(Me gustan estos coches.)

Plural and there (plural y allí):

I like those cars.(Me gustan aquellos coches.)

Los pronombres demostrativos pueden ir acompañados de un nombre como vemos en los ejemplos anteriores, o pueden ir solos como en los siguientes ejemplos:

This is a good book.(Éste es un buen libro.)

What is that?(¿Qué es eso?)

Other Uses of Demonstrative Pronouns (Otros usos de los demostrativos)

1. Podemos utilizarlos "this" para presentarnos por teléfono.

Hello. This is Alicia.(Hola. Soy Alicia.)

2. Para preguntar quién hay al otro lado de la línea telefónica o en un lugar oscuro, usamos "that".

Peter, is that you?(¿Eres tú, Peter?)

3. También usamos "this" cuando presentamos personas.

Lucy, this is my friend Jill.(Lucy, ésta es mi amiga Jill.)

4."That" también lo podemos utilizar para referirnos a algo del pasado.

That pizza was delicious.(Aquella pizza estaba riquísima.)

Exercise 2. Look at the pictures. "Write "this", "that", "these", or "those" and the name of the clothes.



1. Those jackets



2. This jacket



3. This skirt



4. Those shoes



5. These shirts



6. These high heels



7. These suits




8. These ties


Exercise 3. Escribe 8 oraciones usando "this", "that", "these", and "those".

1. This card is red
2. That house is big
3. These student are the uds
4. Those mouse are small
5. This book is small
6. That airplane is fast
7. These dogs are nice
8. Those bridges are big

GRAMMAR - The Present Simple tense: affirmative statements with “like”, “want”, “need” and “have”.



Tina **likes** these shoes. She **wants** that shirt.



Rob **needs** a book. Now he **has** a book.

I	like	those sweaters
You	want	
We	need	
They	have	
Sara and Jim		

He	likes	those sweaters, too.
She	wants	
Cassie	needs	
Ivan	has	















For he, she, and it, add -s to the base form.

like → likes
 want → wants
 need → needs
 BUT: have → has

Exercise 3. Complete each statement with the correct form of the verb.

1. I ____like____ (like/likes) your tie.
2. My friends ____want____ (want/ wants) this suit.
3. Janet ____needs____ (need / needs) this skirt.
4. Peter ____has____ (have / has) that jacket.
5. We ____like____ (like / likes) our dresses.
6. Sue and Tara ____want____ (want/ wants) those suits.

VOCABULARY – Colors and Sizes

COLORS					SIZES			
						11. small		
1. white	2. gray	3. black	4. red	5. orange		12. medium		
						13. large		
						14. extra large		
6. yellow	7. green	8. blue	9. purple	10. brown				

Exercise 4. Complete the sentences with the correct form of the verb. Use contractions.

1. A: ___Do___ (Do/Does) your children ___Have___ (have) sweaters for school?

B: My daughter ___Does___ (do/does), but my son ___Doesn't___ (don't/doesn't).

2. A: ___Does___ (Do/Does) your husband ___Need___ (need) a black tie?

B: No, he ___Doesn't___ (don't/doesn't). He ___Has___ (have) two black ties.

3. A: I ___Need___ (need) a blue suit for work. ___Do___ (Do/Does) you ___Need___ (need) one too?

B: Yes, I ___Do___ (do/does).

4. A: ___Do___ (Do/Does) you ___Like___ (like) that green shirt?

B: Actually, no, I ___Don't___ (don't/doesn't).

5. A: We ___Don't like___ (not like) the clothes in this store.

B: Really? that's too bad. We ___Do___ (do/does).

6. A: ___Do___ (Do/Does) you ___Have___ (have) this black jacket in size 34?

B: No, I'm sorry. We ___Don't___ (don't/doesn't).

GRAMMAR

Favorite

Favorite = the thing or person we like best.

Example: My favorite color is pink.

Example: This is my favorite jacket.

Example: These are my favorite boots.

Example: What's your favorite color?

Example: Who's your favorite actor?

TIP= we use "who" to ask about a person

Example: A: Who's your favorite actor?

B: Leonardo Di Caprio.



i) Fill in the gaps with "this", "these", "my", "who" or "what".

1. answer favorite color is pink.

2. answer is my favorite jacket.

3. answer are my favorite boots.

4. answer 's your favorite color?

5. answer 's your favorite actor?

VOCABULARY- Opposite adjectives to describe clothes



GRAMMAR - The Present Simple tense: questions with “what”, “what color”, “what size”, “why”, “which one” and “which ones”.

- Use a question word and “do” or “does” to ask information questions in the Present Simple tense.

Example: What do you need? (A blue and white tie).

Example: What does she want? (New shoes).

- Use “because” to answer questions with “why”.

Example: Why do they want that suit? (Because it's nice).

- Use “what color” or “what size” to ask about color and size.

Example: What color do you want? (Black).

Example: What size does he need? (Extra large).

- Use “which” to ask about choice. Answer with “one” or “ones”.

Example: Which sweater do you want? (The blue one).

Example: Which shoes does he like? (The black ones).

Exercise 5. Complete the conversations in your own words.

1. A: Which skirt _____ Want _____ (she / want)?

B: The _____ The red _____ one.

2. A: What _____ Need your friend? _____ (your friend / need)?

B: ___ Need some pants _____.

3. A: What color shoes ___ Your like? _____ (you / like)?

B: ___ They are white color _____.

4. A: Why ___ Want _____ (you / want) new shoes?

B: ___ Because mine no longer fit me _____.

5. A: Which shirts _____ Like? _____ (you / like)?

B: The _____ One with res shirts _____.

6. A: What size shoes _____ Need _____ (you / need)?

B: _ They don't have this blouse in blue _____.