



Nombre de alumno: Francisco Cristiani

Nombre del profesor: Juan Jaime

Nombre del trabajo: Unit Activity #1 - U1 2BEN

Materia: Ingles 2

PASIÓN POR EDUCAR

Grado: 2do semestre

Grupo: unico

Comitán de Domínguez Chiapas a 06 de marzo de 2023.

PLACES AND HOW TO GET THERE

VOCABULARY - Places in the neighborhood



1. a pharmacy



2. a restaurant



3. a bank



4. a school



5. a newsstand



6. a bookstore

Exercise 1. Translate to Spanish the vocabulary above (Traduce al español el vocabulario de arriba).

1. farmacia
2. restaurante
3. banco
4. escuela
5. puesto de periódicos
6. librería

VOCABULARY - Locations



1. across
the street



2. down
the street



3. around
the corner



4. on the left



5. on the right



6. next to the bank



7. between the bookstore
and the bank

1. Cruzando la calle 2. Bajando la calle 3. Girando la esquina 4. A la izquierda
5. A la derecha 6. A lado del banco 7. Entre la librería y el banco

Las preposiciones de lugar se colocan detrás del verbo principal, que suele ser el verbo "to be" (estar, ser) en cualquiera de los tiempos pasados, presentes o futuros y en sus formas tanto simples como compuestas.

Las preposiciones de movimiento o dirección se utilizan para mostrar movimiento de un lugar a otro. Estas preposiciones se usan con mayor frecuencia con los verbos de movimiento y se encuentran después del verbo.

ACROSS - Significado: al otro lado de; de un lado a otro

Uso: "Across" se utiliza para indicar movimiento hacia el lado opuesto.

Ejemplos:

The boat will take you across the river. (El barco te llevará al otro lado del río.)

You must walk across the street at the crosswalk. (Tienes que cruzar la calle por el cruce peatonal.)

DOWN - Significado: abajo

Uso: "Down" indica movimiento de una posición superior a una posición inferior.

Ejemplos:

I prefer to ride my bike down the hill. (Prefiero ir en bicicleta colina abajo.)

We are going down to Florida this summer. (Bajamos a Florida este verano.)

AROUND - Significado: alrededor de

Ejemplos:

You must drive around the city center to reach the cinema. (Tienes que conducir alrededor del centro de la ciudad para llegar al cine.)

Let's go for a walk around the park. (Vamos a pasear por el parque.)

NEXT TO (BESIDE) - Significado: al lado de, junto a

Uso: Tanto "next to" como "beside" se pueden utilizar indistintamente. Utilizar una forma u otra dependerá del hablante y del contexto.

Ejemplos:

The supermarket is next to (beside) the bank. (El supermercado está al lado del banco.)

Sit next to (beside) me. (Siéntate a mi lado.)

BETWEEN - Significado: entre

Ejemplos:

The shop is between the bank and the train station. (La tienda está entre el banco y la estación de tren.)

She is standing between Peter and John. (Ella está de pie entre Pedro y Juan.)

UP - Significado: hacia arriba

Uso: "Up" se utiliza para indicar movimiento de una posición inferior a una posición superior.

Ejemplos:

I don't like riding my bike up these hills. (No me gusta subir estas colinas en bici.)

We climbed up the mountain this morning. (Subimos a la montaña esta mañana.)

IN FRONT OF vs. OPPOSITE - Significado: contrario, en frente de, opuesto, delante de

Uso: La diferencia entre estas preposiciones la notamos cuando estamos hablando de personas: "opposite" significa delante y cara a cara, en cambio "in front of" significa delante de pero no cara a cara.

Ejemplos:

The hotel is in front of the station. (El hotel está en frente de la estación.)


The bank is opposite the market. (El banco está delante del mercado.)

Laura is standing in front of you.(Laura está de pie delante de ti.)

She is sitting opposite me.(Se está sentando en frente de mí.)

PREPOSITIONS OF MOVEMENT


test-english.com

	TO I took them to the beach. I'd like to go to the cinema.		ALONG We walked quietly along the beach. I ran along a narrow path.
	FROM She comes from Japan. I ran from home to the gym.		THROUGH They drove through the tunnel. I ran through the trees.
	INTO I walked quickly into the room. Get into the car.		ACROSS Jessica swam across the river. I ran across the street
	OUT OF I saw them get out of a taxi. They ran out of the room.		TOWARDS He got up and walked towards me. We ran towards the sea.
	ON I was late and got on the first bus. Put the money on the table.		OVER He jumped over the fence. We flew over the mountains.
	OFF The cat jumped off the table. He fell off his bike and got hurt.		UNDER It's bad luck to walk under a ladder. We drove under the bridge.
	UP They all went up the hill. He ran up the stairs.		AROUND I went around the corner and saw it. The moon goes around the earth.
	DOWN I rode my bike down the mountain. We went down the stairs.		PAST He walked past us withou seeing us. The police drove past our building.

<https://www.curso-ingles.com/aprender/cursos/nivel-basico/prepositions/prepositions-of-place>

<https://www.curso-ingles.com/aprender/cursos/nivel-basico/prepositions/prepositions-of-movement-or-direction>

Exercise 2. Write the location according to the picture. (escribe la localización de acuerdo a la figura).



1. The bank is across the street (example)
2. the bookstore is around the corner
3. the school is next to the restaurant
4. the pharmacy is down of the street
5. the newsstand is between of the school and the bank

Places in a town or city

Exercise 3. Translate to Spanish the vocabulary (Traduce al español el vocabulario siguiente).

1. a road – un camino
2. a chemist`s - farmacia
3. a supermarket – un super Mercado
4. a square – un banco
5. a market – un Mercado
6. a bank – un banco
7. a post office – una oficina postal
8. a bus stop – para de autobus
9. a cashpoint / an ATM - un cajero automatico

<https://www.englishexercises.org/makeagame/viewgame.asp?id=17>



Exercise 4. Match these words to picture 1-9. (Escribe el numero de la figura que concuerda con la palabra)

- | | |
|--|---|
| <input checked="" type="checkbox"/> a road | <input type="checkbox"/> a bank |
| <input type="checkbox"/> a chemist`s | <input type="checkbox"/> a post office |
| <input type="checkbox"/> a supermarket | <input type="checkbox"/> a bus stop |
| <input type="checkbox"/> a square | <input type="checkbox"/> a cashpoint / an ATM |
| <input type="checkbox"/> a market | |

GRAMMAR - Be: Questions with “where” for locations. Subject pronoun “it”.

Ask questions with “where” for locations.

Example: where`s the restaurant?

Use “it” to replace the names of places.

Example: It`s down the street. (It = the restaurant).

Contractions	
Where is	→ Where`s
It is	→ It`s

Exercise 5. Read the sentences. Write questions and answers. Answer with "it's". (Lee las oraciones y escribe la pregunta y la respuesta, la respuesta usando "it's")

1. The pharmacy is across the street.

A: Where's the pharmacy

B: It's across the street

2. Billy's Restaurant is around the corner.

A: Where's Billy's restaurant?

B: it's around the corner

3. The newsstand is on the left.

A: Where's the newsstand?

B: it is on the left

4. The bookstore is next to the school.

A: Where's the bookstore?

B: it is next to the school

GRAMMAR - The imperative

Use imperatives to give instructions and directions.

Affirmative imperatives

Drive [to the bank].

Take the bus [to the pharmacy].

Negative imperatives (Don't = Do not)

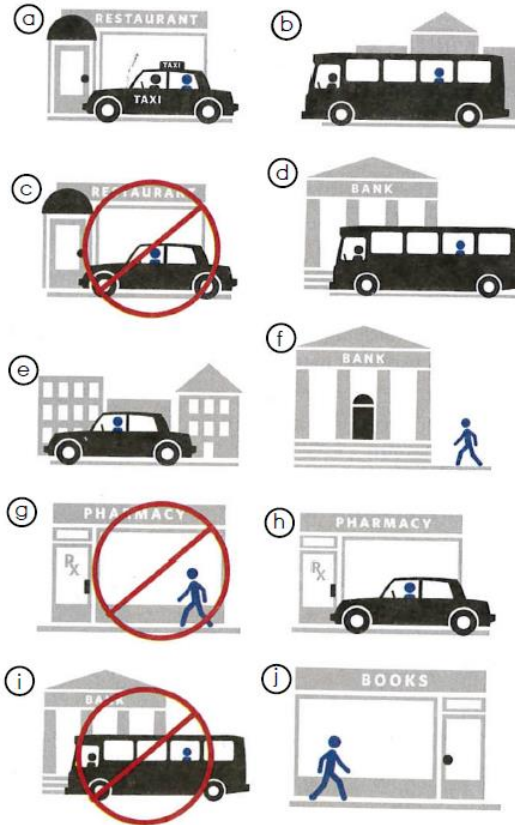
Don't walk.

Don't take the train.



Exercise 6. Match these imperative sentences to picture a-j. (Escribe la letra de la figura que concuerda con la palabra)

- (**j**) - Walk to the bookstore.
- (**c**) - Don't drive to the restaurant.
- (**d**) - Take the bus to the bank
- (**g**) - Don't walk to the pharmacy.
- (**e**) - Drive down the street.
- (**b**) - Take the bus down the street.
- (**i**) - Don't take the bus to the bank.
- (**f**) - Walk to the bank.
- (**a**) - Take a taxi to the restaurant.
- (**h**) - Drive to the pharmacy.



VOCABULARY - Means of transportation



1. a car



2. a bicycle



3. a moped



4. a subway



5. a motorcycle

Also remember:
a bus
a train
a taxi

Exercise 7. Translate to Spanish the vocabulary (Traduce al español el vocabulario siguiente).

- 1. a car - carro
- 2. a bicycle - bicicleta
- 3. a moped - motoneta
- 4. a subway - metro
- 5. a motorcycle - motocicleta
- 6. a bus - autobus
- 7. a train - tren
- 8. a taxi - taxi

GRAMMAR - "By" to express means.



Destinations




<https://test-english.com/explanation/a2/prepositions-of-movement/>

Exercise 8. Look at the pictures. Answer the questions. Use a "by phrase". (Observa las imagenes y contesta las preguntas) usa la frase "by".



I take the subway home.

1. How does she go home?
By subway



I take a taxi to the bookstore.

2. How does he go to the bookstore?
By taxi



We take a train to work.

3. How do they go to work?
By train



I take a bus to school.

4. How does she go to school?
By bus