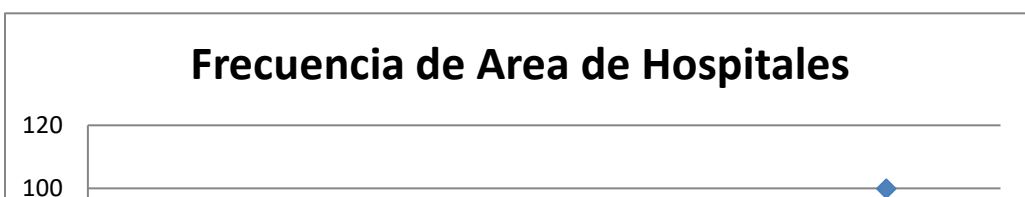
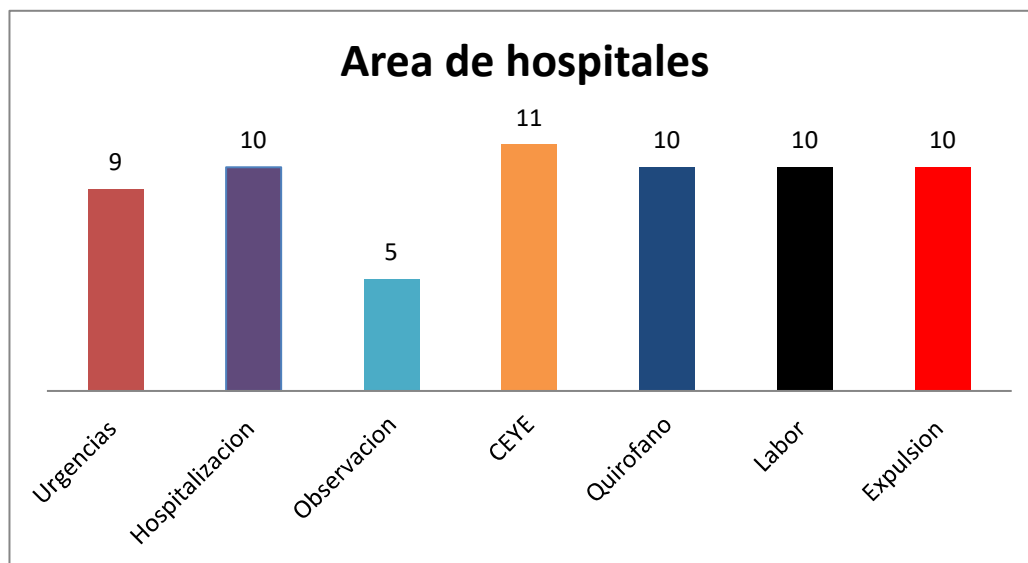
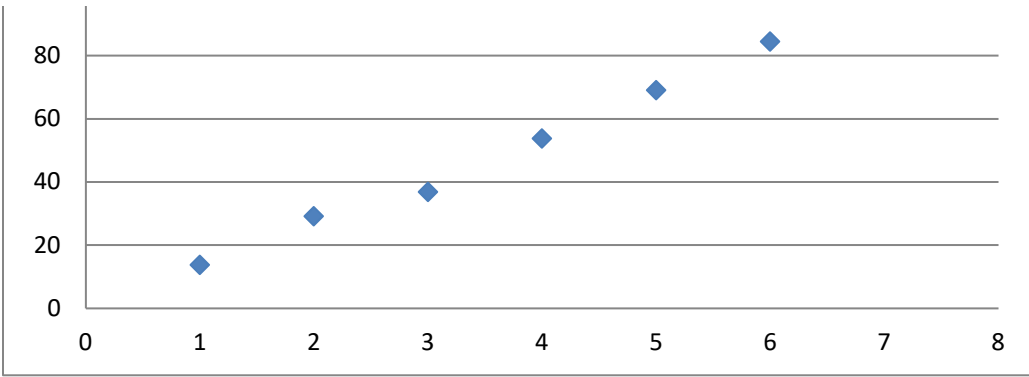


## Areas de Hosapitales

Urgencias	Urgencias	Observacion	CEYE	Expulsion
Hospitalizacion	Urgencias	Quirofano	Hospitalizacion	Expulsion
Observacion	Urgencias	Expulsion	Urgencias	Hospitalizacion
CEYE	Quirofano	Expulsion	Hospitalizacion	Quirofano
Quirofano	CEYE	Observacion	Labor	Quirofano
Labor	Labor	Quirofano	CEYE	Labor
Expulsion	Labor	Expulsion	Hospitalizacion	CEYE
Hospitalizacion	CEYE	Quirofano	Urgencias	Observacion
Urgencias	CEYE	Labor	Urgencias	Observacion
Hospitalizacion	Quirofano	Expulsion	Hospitalizacion	CEYE
Labor	Quirofano	Expulsion	Hospitalizacion	Labor

Areas de HOSPITALES	Fi	Fr	FP	FPA
Urgencias	9	0.138461538	13.84615385	13.84615385
Hospitalizacion	10	0.153846154	15.38461538	29.23076923
Observacion	5	0.076923077	7.692307692	36.92307692
CEYE	11	0.169230769	16.92307692	53.84615385
Quirofano	10	0.153846154	15.38461538	69.23076923
Labor	10	0.153846154	15.38461538	84.61538462
Expulsion	10	0.153846154	15.38461538	100
<b>Total</b>	<b>65</b>	<b>1</b>	<b>100</b>	





CEYE
Labor
Expulsion
Urgencias
Expulsion
Hospitalizacion
CEYE
CEYE
Quirofano
Labor

### % Area de Hospitales

- Urgencias      ■ Hospitalizacion      ■ Observacion      ■ CEYE
- Quirofano      ■ Labor      ■ Expulsion

