



**Nombre de alumno: María José Albores Escalante**

**Nombre del profesor: Juan Manuel Jaime Díaz**

**Nombre del trabajo: Unit Activity #1 – U3 2BRH**

**Materia: Inglés II**

**Grado: 2 cuatrimestre de BRH**

**Grupo: A**

## TOURIST INFORMATION - CLOTHES

### VOCABULARY

**Exercise 1.** Match the adjectives to pictures a-h. (Escribe la letra de la figura que concuerda con la palabra)

( 8 ) - a wallet

( 4 ) - keys.

( 11 ) - a money

( 9 ) - an ID card

( 1 ) - a map

( 5 ) - a laptop

( 2 ) - a purse

( 10 ) - a credit card

( 6 ) - a passport

( 7 ) - a guide book

( 3 ) - a camera



### Vocabulary - Clothes



**GRAMMAR** - Demonstrative adjectives: "this", "that", "these", "those".



Es importante comenzar señalando que los pronombres pueden estar en singular o plural y que pueden hacer referencia a la distancia.

**This (este/a/o)**

**That (ese/a/o, aquél, aquello/a)**

**These (estos/as)**

**Those (esos/as, aquellos/as)**

Ejemplos:

**Singular and this (singular y aquí):**

I like this car. (Me gusta este coche.)

**Singular and there (singular y allí):**

I like that car. (Me gusta ese coche.)

**Plural and here (plural y aquí):**

I like these cars. (Me gustan estos coches.)

**Plural and there (plural y allí):**

I like those cars. (Me gustan aquellos coches.)

Los pronombres demostrativos pueden ir acompañados de un nombre como vemos en los ejemplos anteriores, o pueden ir solos como en los siguientes ejemplos:

This is a good book. (Éste es un buen libro.)

What is that? (¿Qué es eso?)

Other Uses of Demonstrative Pronouns (Otros usos de los demostrativos)

1. Podemos utilizarlos "this" para presentarnos por teléfono.

Hello. This is Alicia. (Hola. Soy Alicia.)

2. Para preguntar quién hay al otro lado de la línea telefónica o en un lugar oscuro, usamos "that".

Peter, is that you? (¿Eres tú, Peter?)

3. También usamos "this" cuando presentamos personas.

Lucy, this is my friend Jill. (Lucy, ésta es mi amiga Jill.)

4. "That" también lo podemos utilizar para referirnos a algo del pasado.

That pizza was delicious. (Aquella pizza estaba riquísima.)

**Exercise 2.** Look at the pictures. "Write "this", "that", "these", or "those" and the name of the clothes.



1. Those jackets



2. This jacket



3. that skirt



4. these shoes



5. Those shirt



6. this heels



7. these suits




8. Those ties


**Exercise 3.** Escribe 8 oraciones usando "this", "that", "these", and "those".

1. This pencil si green
2. This is an apple
3. This car is color blue
4. That book is mine
5. That exercise is easy
6. These are your snickers
7. These are your pencils
8. Those are our sandals

**GRAMMAR - The Present Simple tense: affirmative statements with “like”, “want”, “need” and “have”.**



Tina **likes** these shoes. She **wants** that shirt.



Rob **needs** a book. Now he **has** a book.

I	like	those sweaters
You	want	
We	need	
They	have	
Sara and Jim		

He	likes	those sweaters, too.
She	wants	
Cassie Ivan	needs has	


For he, she, and it, add -s to the base form.

like → likes  
want → wants  
need → needs  
BUT: have → has

**Exercise 3.** Complete each statement with the correct form of the verb.

1. I \_\_\_\_\_ like \_\_\_\_\_ (like/likes) your tie.
2. My friends \_\_\_\_\_ wants \_\_\_\_\_ (want/ wants) this suit.
3. Janet \_\_\_\_\_ needs \_\_\_\_\_ (need / needs) this skirt.
4. Peter \_\_\_\_\_ has \_\_\_\_\_ (have / has) that jacket.
5. We \_\_\_\_\_ like \_\_\_\_\_ (like / likes) our dresses.
6. Sue and Tara \_\_\_\_\_ wants \_\_\_\_\_ (want/ wants) those suits.

**VOCABULARY – Colors and Sizes**



**Exercise 4.** Complete the sentences with the correct form of the verb. Use contractions.

1. A: \_\_\_does\_\_\_\_\_ (Do/Does) your children \_\_\_have\_\_\_\_\_ (have) sweaters for school?  
 B: My daughter \_\_\_do\_\_\_\_\_ (do/does), but my son \_\_\_doesnt\_\_\_\_\_ (don't/doesn't).
2. A: \_\_\_do\_\_\_\_\_ (Do/Does) your husband \_\_\_needs\_\_\_\_\_ (need) a black tie?  
 B: No, he \_\_\_doesnt\_\_\_\_\_ (don't/doesn't). He \_\_\_have\_\_\_\_\_ (have) two black ties.
3. A: I \_\_\_need\_\_\_\_\_ (need) a blue suit for work. \_\_\_do\_\_\_\_\_ (Do/Does) you \_\_\_need\_\_\_\_\_ (need) one too?  
 B: Yes, I \_\_\_do\_\_\_\_\_ (do/does).
4. A: \_\_\_do\_\_\_\_\_ (Do/Does) you \_\_\_like\_\_\_\_\_ (like) that green shirt?  
 B: Actually, no, I \_\_\_doesnt\_\_\_\_\_ (don't/doesn't).
5. A: We \_\_\_dont like\_\_\_\_\_ (not like) the clothes in this store.  
 B: Really? that`s too bad. We \_\_\_does\_\_\_\_\_ (do/does).
6. A: \_\_\_do\_\_\_\_\_ (Do/Does) you \_\_\_have\_\_\_\_\_ (have) this black jacket in size 34?  
 B: No, I`m sorry. We \_\_\_doesnt\_\_\_\_\_ (don't/doesn't).

## GRAMMAR

### Favorite

Favorite = the thing or person we like best.

Example: My favorite color is pink.

Example: This is my favorite jacket.

Example: These are my favorite boots.

Example: What's your favorite color?

Example: Who's your favorite actor?

TIP= we use "who" to ask about a person

Example: A: Who's your favorite actor?

B: Leonardo Di Caprio.



i) Fill in the gaps with "this", "these", "my", "who" or "what".

1. \_\_\_\_\_ favorite color is pink.  
answer

2. \_\_\_\_\_ is my favorite jacket.  
answer

3. \_\_\_\_\_ are my favorite boots.  
answer

4. \_\_\_\_\_ 's your favorite color?  
answer

5. \_\_\_\_\_ 's your favorite actor?  
answer

## VOCABULARY- Opposite adjectives to describe clothes



1. new



2. old



3. dirty



4. clean



5. loose



6. tight



7. cheap



8. expensive



9. long



10. short

**GRAMMAR - The Present Simple tense: questions with "what", "what color", "what size", "why", "which one" and "which ones".**

- Use a question word and "do" or "does" to ask information questions in the Present Simple tense.

Example: What do you need? (A blue and white tie).

Example: What does she want? (New shoes).

- Use "because" to answer questions with "why".

Example: Why do they want that suit? (Because it's nice).

- Use "what color" or "what size" to ask about color and size.

Example: What color do you want? (Black).

Example: What size does he need? (Extra large).

- Use "which" to ask about choice. Answer with "one" or "ones".

Example: Which sweater do you want? (The blue one).

Example: Which shoes does he like? (The black ones).

**Exercise 5.** Complete the conversations in your own words.

1. A: Which skirt \_\_\_\_she\_\_wants\_\_\_\_\_ (she / want)?

B: These \_\_\_\_\_one.

2. A: What \_\_your friend need\_\_\_\_\_ (your friend / need)?

B: \_\_she needs an Apple \_\_\_\_\_.

3. A: What color shoes \_\_do you like\_\_\_\_\_ (you / like)?

B: \_\_i like shoes color green \_\_\_\_\_.

4. A: Why \_\_\_\_\_do you want\_\_\_\_\_ (you / want) new shoes?

B: \_because the others is old\_\_\_\_\_.

5. A: Which shirts \_\_\_\_do yo like \_\_\_\_\_ (you / like)?

B: The \_\_\_\_shirt color pink \_\_\_\_\_.

6. A: What size shoes \_\_\_\_do\_\_you\_need\_\_\_\_\_ (you / need)?

B: \_\_size 23 please \_\_\_\_\_.