



Nombre de alumno: ~~Doña~~ Doña Guadalupe Morales
Hernández

Nombre del profesor: Juan manuel Jaime
Diaz

Nombre del trabajo: Unit Activity #1 – U3 2BRH

Materia:
ingles

Grado: 2

Grupo: A R.H

Comitán de Domínguez Chiapas a 06 de marzo de 2023.



Es importante comenzar señalando que los pronombres pueden estar en singular o plural y que pueden hacer referencia a la distancia.

This (este/a/o)

That (ese/a/o, aquél, aquello/a)

These (estos/as)

Those (esos/as, aquellos/as)

Ejemplos:

Singular and this (singular y aquí):

I like this car. (Me gusta este coche.)

Singular and there (singular y allí):

I like that car. (Me gusta ese coche.)

Plural and here (plural y aquí):

I like these cars. (Me gustan estos coches.)

Plural and there (plural y allí):

I like those cars. (Me gustan aquellos coches.)

Los pronombres demostrativos pueden ir acompañados de un nombre como vemos en los ejemplos anteriores, o pueden ir solos como en los siguientes ejemplos:

This is a good book. (Éste es un buen libro.)

What is that? (¿Qué es eso?)

Other Uses of Demonstrative Pronouns (Otros usos de los demostrativos)

1. Podemos utilizarlos "this" para presentarnos por teléfono.

Hello. This is Alicia. (Hola. Soy Alicia.)

2. Para preguntar quién hay al otro lado de la línea telefónica o en un lugar oscuro, usamos "that".

Peter, is that you? (¿Eres tú, Peter?)

3. También usamos "this" cuando presentamos personas.

Lucy, this is my friend Jill. (Lucy, ésta es mi amiga Jill.)

4. "That" también lo podemos utilizar para referirnos a algo del pasado.

That pizza was delicious. (Aquella pizza estaba riquísima.)

Exercise 2. Look at the pictures. "Write "this", "that", "these", or "those" and the name of the clothes.



1. Those jackets 2. this jacket 3. this skirt
4. Those shoes



5. these shirts 6. these high heels 7. those
suits 8. those ties

Exercise 3. Escribe 8 oraciones usando "this", "that", "these", and "those".


1. These shoes look lovely
2. This shirt doesn't fit me
3. These pants are pretty nice
4. This bouquet of flowers would look nice at our dinner table
5. Those shoes are pretty

6. That skirt would look nice on you


7. This math problem is hard

8. these stores are pricey

GRAMMAR - The Present Simple tense: affirmative statements with "like", "want", "need" and "have".



Tina **likes** these shoes. She **wants** that shirt.



Rob **needs** a book. Now he **has** a book.

I	like	those sweaters
You	want	
We	need	
They	have	
Sara and Jim		
He	likes	those sweaters, too.
She	wants	
Cassie	needs	
Ivan	has	


For he, she, and it, add -s to the base form.

like → likes
want → wants
need → needs
BUT: have → has

Exercise 3. Complete each statement with the correct form of the verb.

1. I ___like_____ (like/likes) your tie.
2. My friends ___want_____ (want/ wants) this suit.
3. Janet ___needs_____ (need / needs) this skirt.
4. Peter ___has_____ (have / has) that jacket.
5. We ___like_____ (like / likes) our dresses.
6. Sue and Tara ___want_____ (want/ wants) those suits.

VOCABULARY – Colors and Sizes



Exercise 4. Complete the sentences with the correct form of the verb. Use contractions.

1. A: ___Do_____ (Do/Does) your children ___have_____ (have) sweaters for school?
 B: My daughter ___does_____ (do/does), but my son _____doesn't___(don't/doesn't).
2. A: ___Does_____ (Do/Does) your husband ___have_____ (need) a black tie?
 B: No, he __doesn't_____ (don't/doesn't). He _____has___ (have) two black ties.
3. A: I ___need_____ (need) a blue suit for work. ___Do _____ (Do/Does) you ___have_____ (need) one too?
 B: Yes, I ___do_____ (do/does).
4. A: ___Do_____ (Do/Does) you ___have_____ (like) that green shirt?
 B: Actually, no, I _____don't___(don't/doesn't).
5. A: We __don't_____ (not like) the clothes in this store.
 B: Really? that`s too bad. We ___do_____ (do/does).
6. A: _____Do___ (Do/Does) you ___have_____ (have) this black jacket in size 34?
 B: No, I'm sorry. We _____don't___(don't/doesn't).

GRAMMAR

Favorite

Favorite = the thing or person we like best.

Example: My favorite color is pink.

Example: This is my favorite jacket.

Example: These are my favorite boots.

Example: What's your favorite color?

Example: Who's your favorite actor?

TIP= we use "who" to ask about a person

Example: A: Who's your favorite actor?

B: Leonardo Di Caprio.



i) Fill in the gaps with "this", "these", "my", "who" or "what".

1. answer favorite color is pink.
2. answer is my favorite jacket.
3. answer are my favorite boots.
4. answer's your favorite color?
5. answer's your favorite actor?

VOCABULARY- Opposite adjectives to describe clothes



1. new



2. old



3. dirty



4. clean



5. loose



6. tight



7. cheap



8. expensive



9. long



10. short

GRAMMAR - The Present Simple tense: questions with "what", "what color", "what size", "why", "which one" and "which ones".

- Use a question word and "do" or "does" to ask information questions in the Present Simple tense.

Example: What do you need? (A blue and white tie).

Example: What does she want? (New shoes).

- Use "because" to answer questions with "why".

Example: Why do they want that suit? (Because it's nice).

- Use "what color" or "what size" to ask about color and size.

Example: What color do you want? (Black).

Example: What size does he need? (Extra large).

- Use "which" to ask about choice. Answer with "one" or "ones".

Example: Which sweater do you want? (The blue one).

Example: Which shoes does he like? (The black ones).

Exercise 5. Complete the conversations in your own words.

1. A: Which skirt _____ does she want? _____ (she / want)?

B: The _____ pink _____ one.

2. A: What _____ does your friend need _____ (your friend / need)?

B: _____ she needs more socks _____.

3. A: What color shoes _do you like _____ (you / like)?

B: _____ i like black colored ones _____.

4. A: Why _____ do you need _____ (you / want) new shoes?

B: _____ Because, my old shoes are old and ripped _____.

5. A: Which shirts ___do you like _____ (you / like)?

B: The _____ crop top ones _____.

6. A: What size shoes _____ do you need _____ (you / need)?

B: _____ size 23 _____.



Nombre de alumno: ~~Doña~~ Doña Guadalupe Morales
Hernández

Nombre del profesor: Juan manuel Jaime
Diaz

Nombre del trabajo: Unit Activity #1 – U3 2BRH

Materia:
ingles

Grado: 2

Grupo: A R.H

Comitán de Domínguez Chiapas a 06 de marzo de 2023.