



ROXANA GERALDINE HERNANDEZ GALVEZ

ARQ. PEDRO ALBERTO GARCIA LOPEZ

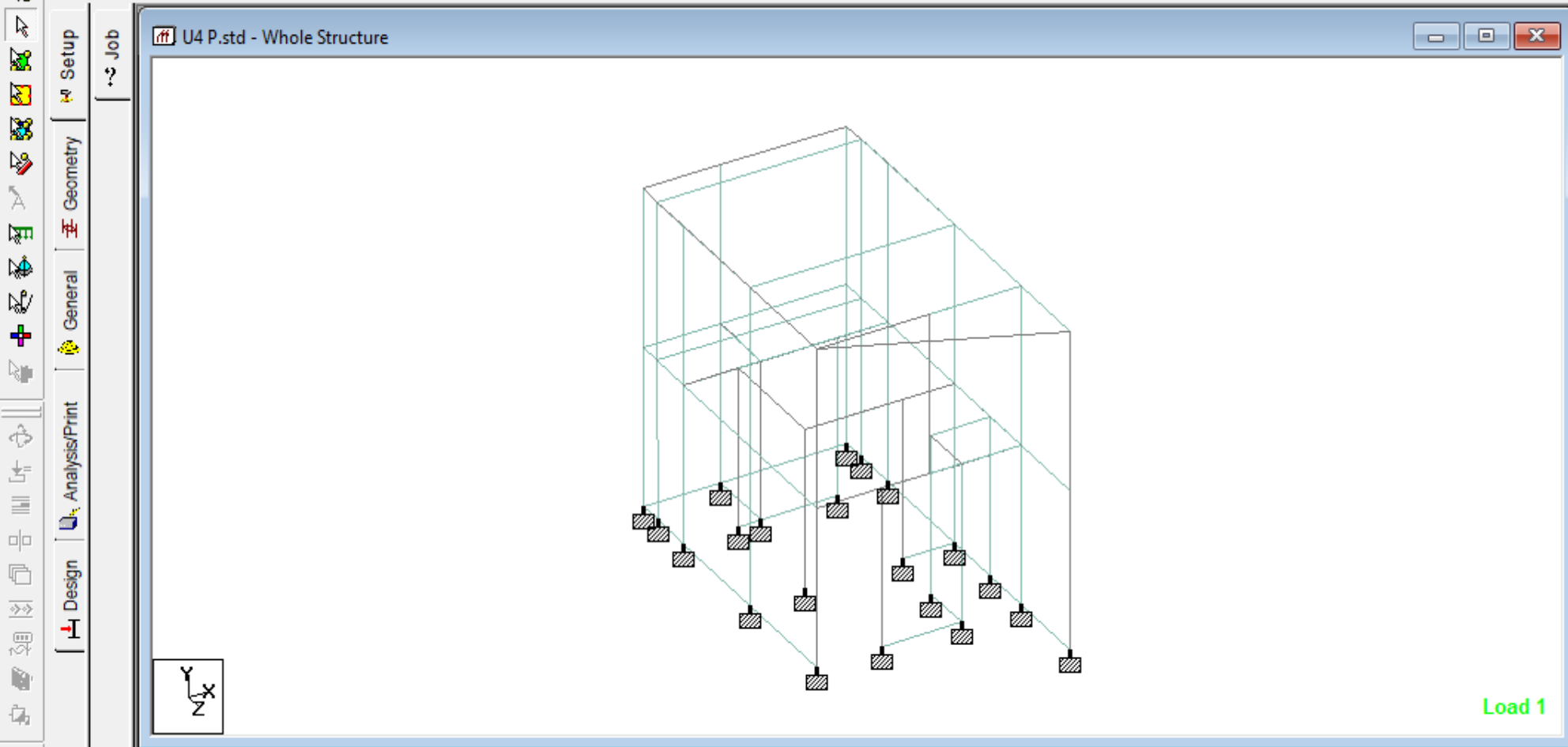


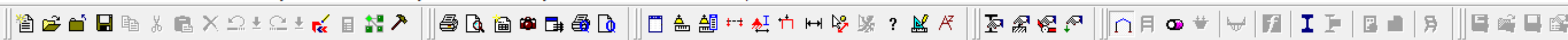
TALLER DE DISEÑO URBANO

LOFT

8° CUATRIMESTRE

LAR-ARQUITECTURA "A"

COMITAN DE DOMINGUEZ, CHIAPAS A 31 MARZO 2023



U4 P.std - Job Info

CONNECTED Project

Job

Client

Job No.

Rev.

Part

Ref

File

Filename : U4 P.std

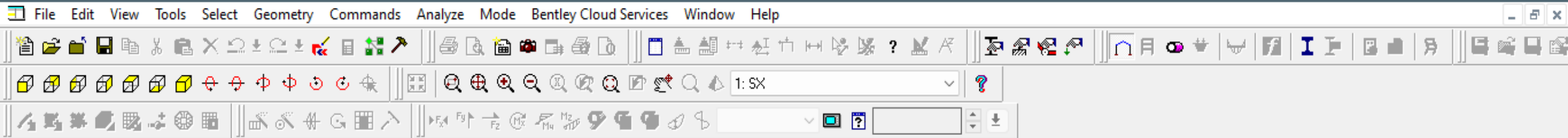
Directory : C:\Users\ROXANA

Date / Time : 29-Mar-2023 10:56 PM

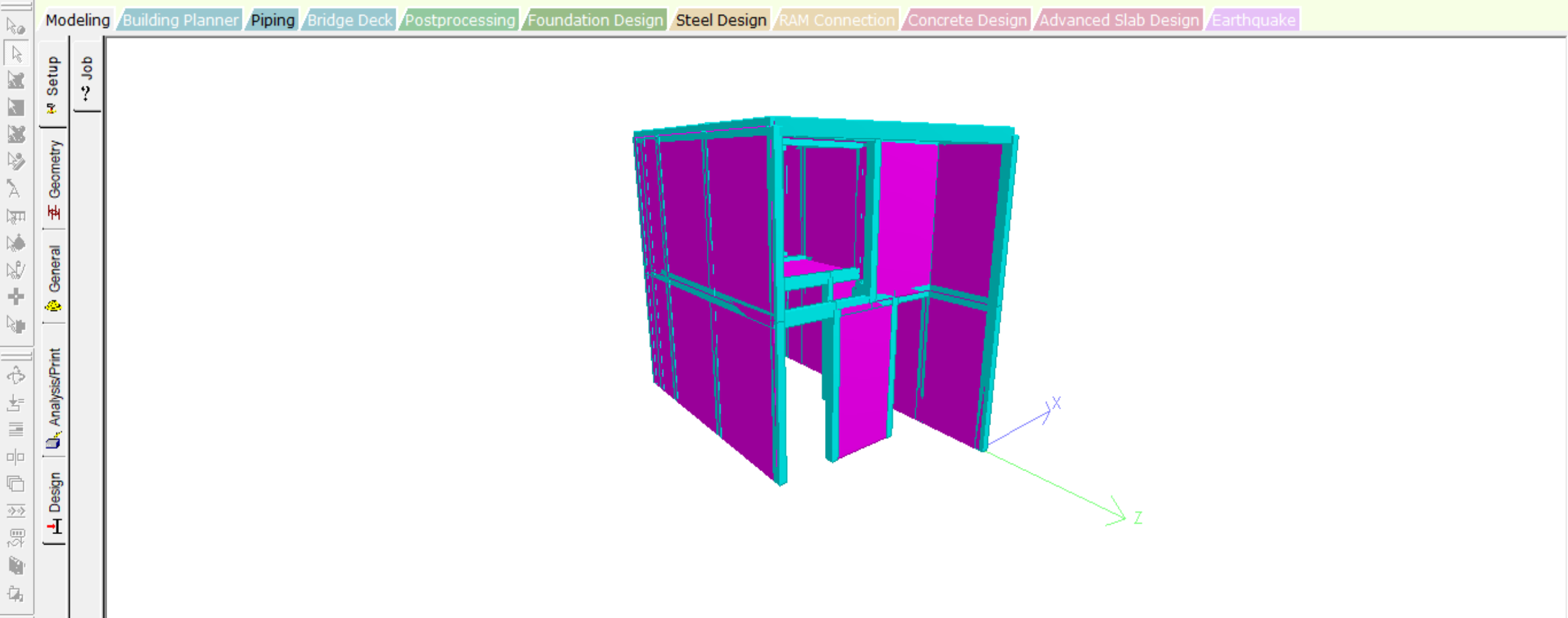
File size : 6010

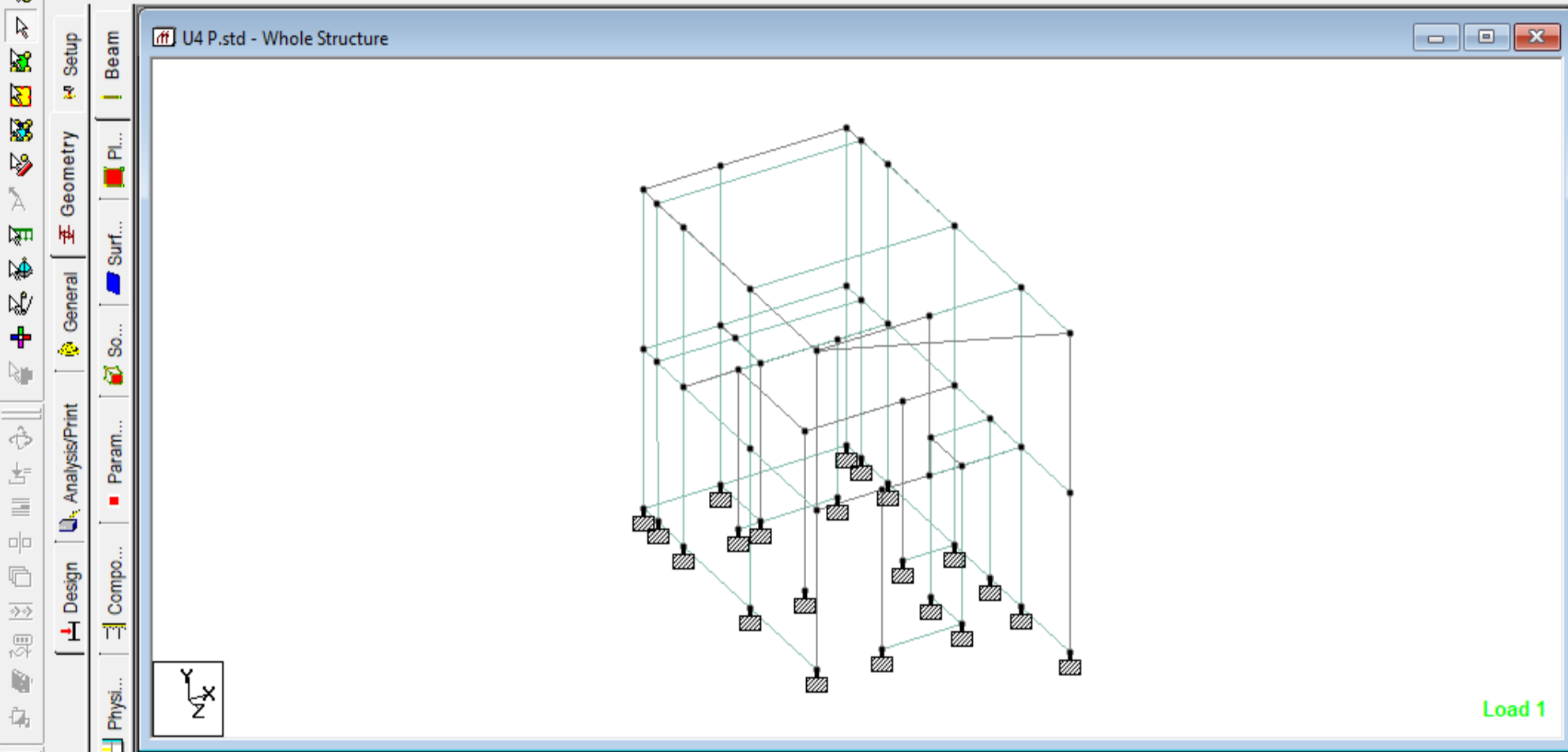



	Engineer	Checker	Approved
Name	<input type="text"/>	<input type="text"/>	<input type="text"/>
Date	21-Mar-23	<input type="text"/>	<input type="text"/>
Comment	<input type="text"/>		

File Edit View Tools Select Geometry Commands Analyze Mode Bentley Cloud Services Window Help



Modeling Building Planner Piping Bridge Deck Postprocessing Foundation Design Steel Design RAM Connection Concrete Design Advanced Slab Design Earthquake





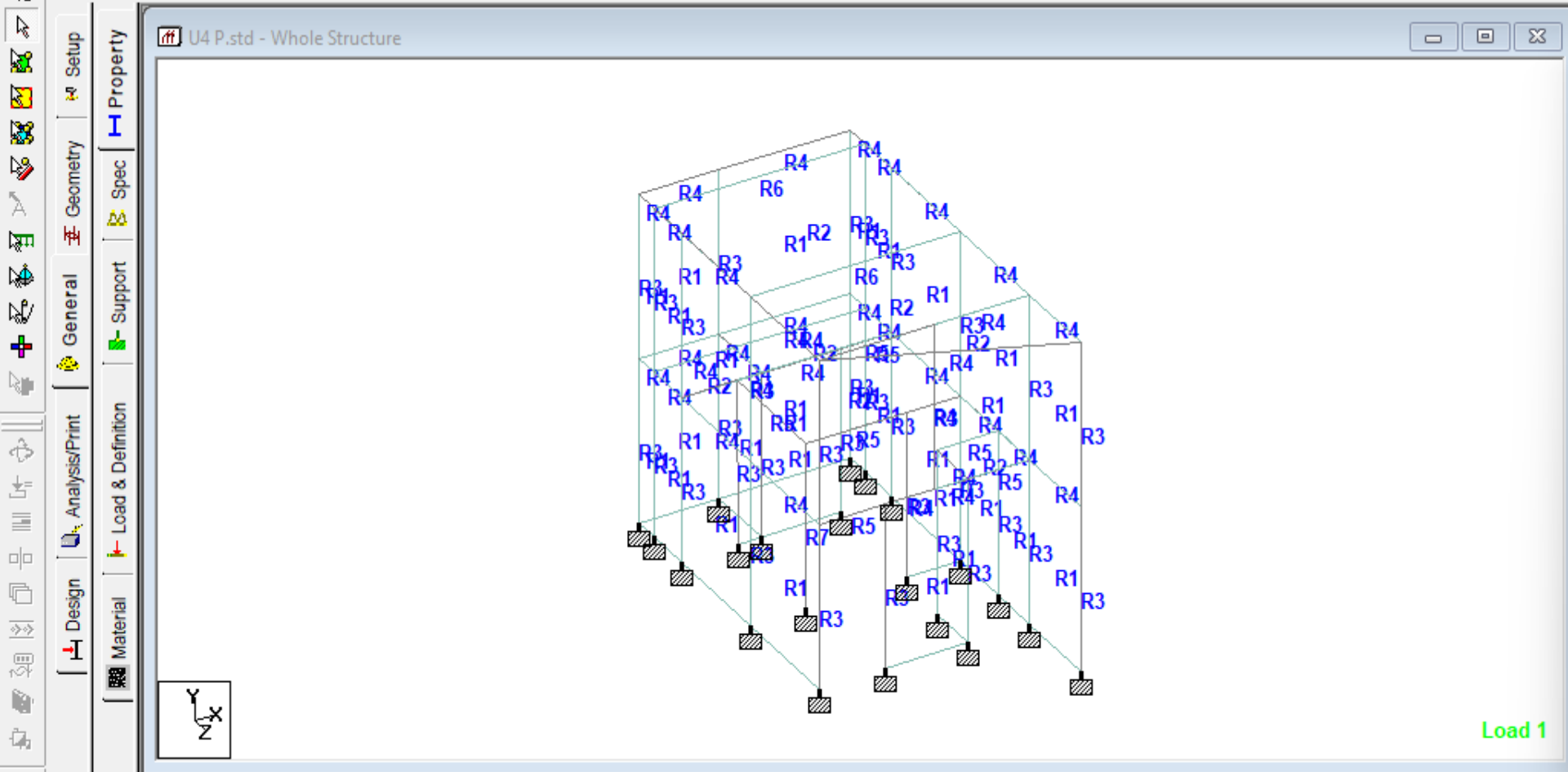

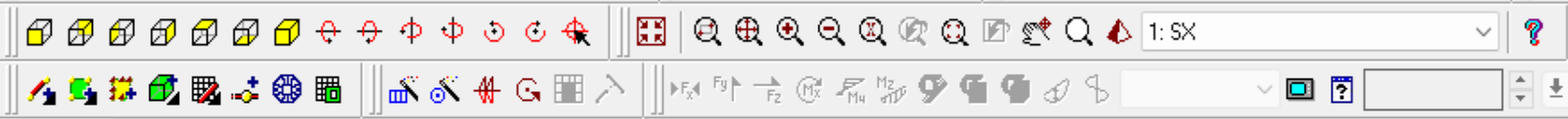
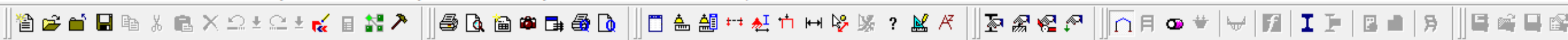
U4 P.std - Nodes

Node	X m	Y m	Z m
1	-3.929	0.000	-7.453
2	-3.929	2.880	-7.453
3	-2.444	0.000	-7.453
4	-2.444	2.880	-7.453
5	0.000	-0.000	-7.453
6	0.000	2.880	-7.453
7	-3.929	0.000	-6.103
8	-3.929	2.880	-6.103
9	-2.877	0.000	-6.103
11	-2.441	0.000	-6.103

U4 P.std - Beams

Beam	Node A	Node B	Property Refn
1	1	2	3
2	3	4	3
3	5	6	3
4	7	8	3
5	9	54	3
6	11	12	3
7	13	14	3
8	15	16	3
9	17	18	3

Load 1



U4 P.std - Beams

Properties - Whole Structure

Section Beta Angle

Ref	Section	Material
1	Plate Thickness	BLOCK
2	Plate Thickness	BLOCK
3	Rect 0.15x0.20	CONCRETE
4	Rect 0.25x0.15	CONCRETE
5	Rect 0.25x0.15	CONCRETE
6	Rect 0.30x0.15	CONCRETE
7	Rect 0.20x0.15	CONCRETE

Highlight Assigned Geometry

Edit... Delete...

Values... Section Database Define...

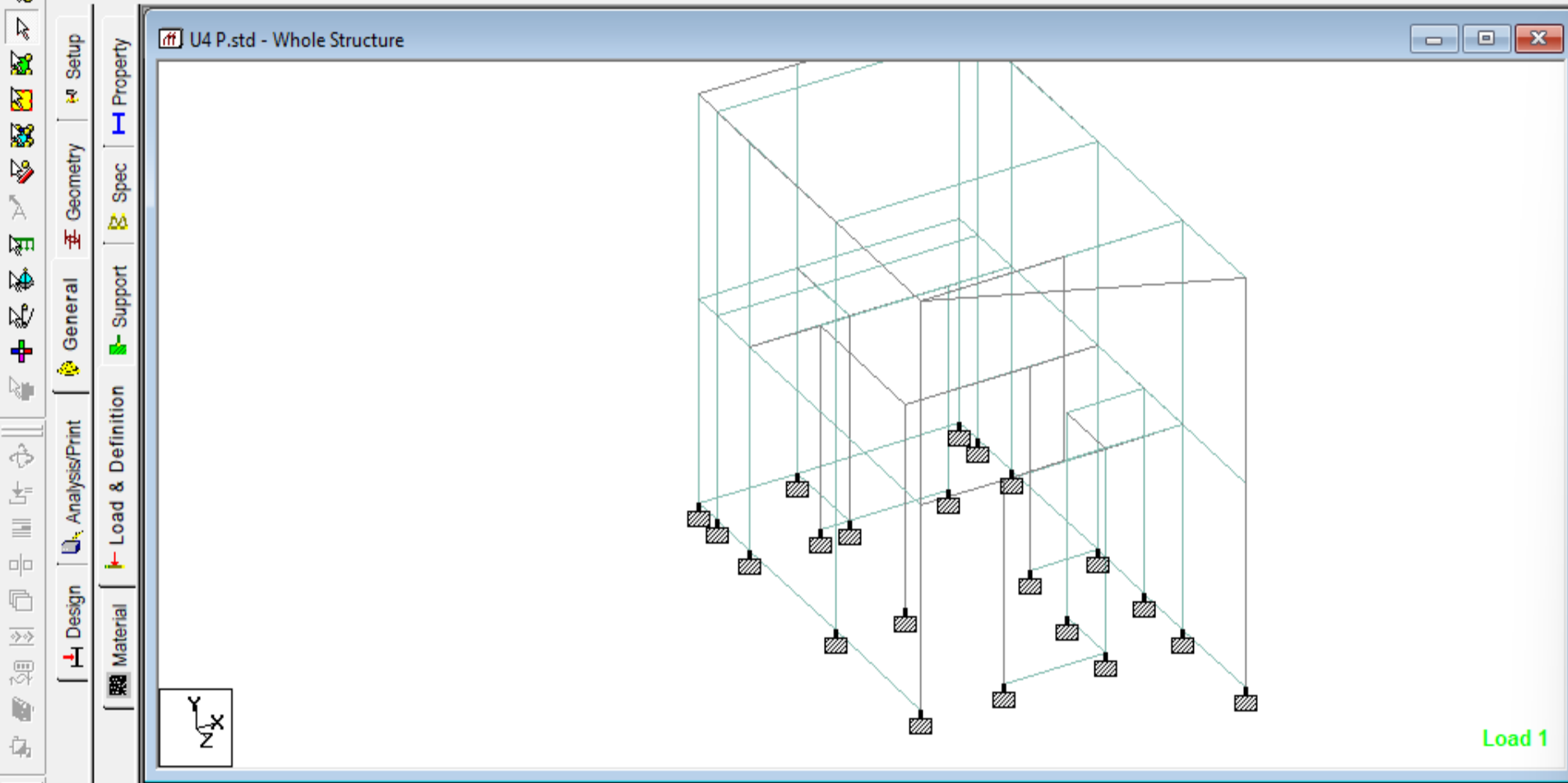


Materials... Thickness... User Table...

Assignment Method

Assign To Selected Beams Use Cursor To Assign

Assign To Edit List Assign To View

Assign Close Help



Load & Definition

- Seismic Definition (MEX: CFE - 1993)**
 - D ZONE 2 QX 2 QZ 2 GROUP B STYP 2 REG
 - Pushover Definitions**
 - Direct Analysis Definition**
- Load Cases Details**
 - 1 : SX
 - 2 : SZ
 - 3 : CM
 - YRANGE 2.8 3 FLOAD -170 XRANGE -4 0 :
 - YRANGE 2.8 3 FLOAD -170 XRANGE -2.87:
 - YRANGE 2.8 3 FLOAD -170 XRANGE -1.15
 - YRANGE 5.7 6 FLOAD -270 XRANGE -3.92:
 - YRANGE 5.7 6 FLOAD -270 XRANGE -3.92:
 - YRANGE 5.5 6 FLOAD -270 GY
 - 4 : CVM
 - 5 : CVA

New... Add... Edit... Delete...

Toggle Load

Assignment Method

Assign To Selected Entities Use Cursor To Assign

Assign To View Assign To Edit List

Assign Close Help