



Nombre de alumno: Axel Adrian Arguello Guillen

Nombre del profesor: Juan Jaime

Nombre del trabajo: Unit Activity #1 -U4 2LMV

Materia: Ingles

Grado: 2do

Grupo: B

Comitán de Domínguez Chiapas a 27 de marzo de 2023.

You can't miss it?

VOCABULARY - Places and things



Exercise 1. Translate to Spanish the vocabulary above (Traduce al español el vocabulario de arriba).

1. Una farmacia
2. Un restaurante
3. Un banco
4. Una escuela
5. Un puesto de revistas
6. Una librería
7. Una gasolinera
8. Un supermercado
9. Una gasolinera
10. Una tienda departamental
11. Una oficina postal

VOCABULARY - Locations



1. across the street



2. down the street



3. around the corner



4. on the left



5. on the right



6. next to the bank



7. between the bookstore and the bank

1. Cruzando la calle
2. Bajando la calle
3. Girando la esquina
4. A la izquierda
5. A la derecha
6. A lado del banco
7. Entre la librería y el banco

Las preposiciones de lugar se colocan detrás del verbo principal, que suele ser el verbo "to be" (estar, ser) en cualquiera de los tiempos pasados, presentes o futuros y en sus formas tanto simples como compuestas.

Las preposiciones de movimiento o dirección se utilizan para mostrar movimiento de un lugar a otro. Estas preposiciones se usan con mayor frecuencia con los verbos de movimiento y se encuentran después del verbo.

ACROSS - Significado: al otro lado de; de un lado a otro

Uso: "Across" se utiliza para indicar movimiento hacia el lado opuesto.

Ejemplos:

The boat will take you across the river. (El barco te llevará al otro lado del río.)

You must walk across the street at the crosswalk. (Tienes que cruzar la calle por el cruce peatonal.)

DOWN - Significado: abajo

Uso: "Down" indica movimiento de una posición superior a una posición inferior.

Ejemplos:

I prefer to ride my bike down the hill. (Prefiero ir en bicicleta colina abajo.)

We are going down to Florida this summer. (Bajamos a Florida este verano.)

AROUND - Significado: alrededor de

Ejemplos:

You must drive around the city center to reach the cinema. (Tienes que conducir alrededor del centro de la ciudad para llegar al cine.)

Let's go for a walk around the park. (Vamos a pasear por el parque.)

NEXT TO (BESIDE) - Significado: al lado de, junto a

Uso: Tanto "next to" como "beside" se pueden utilizar indistintamente. Utilizar una forma u otra dependerá del hablante y del contexto.

Ejemplos:

The supermarket is next to (beside) the bank. (El supermercado está al lado del banco.)

Sit next to (beside) me.(Siéntate a mi lado.)

BETWEEN - Significado: entre

Ejemplos:

The shop is between the bank and the train station.(La tienda está entre el banco y la estación de tren.)

She is standing between Peter and John.(Ella está de pie entre Pedro y Juan.)

UP - Significado: hacia arriba

Uso: "Up" se utiliza para indicar movimiento de una posición inferior a una posición superior.

Ejemplos:

I don't like riding my bike up these hills.(No me gusta subir estas colinas en bici.)

We climbed up the mountain this morning.(Subimos a la montaña esta mañana.)

IN FRONT OF vs. OPPOSITE - Significado: contrario, en frente de, opuesto, delante de

Uso: La diferencia entre estas preposiciones la notamos cuando estamos hablando de personas: "opposite" significa delante y cara a cara, en cambio "in front of" significa delante de pero no cara a cara.

Ejemplos:

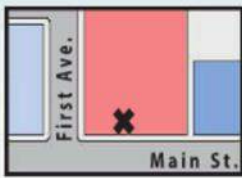
The hotel is in front of the station.(El hotel está en frente de la estación.)

The bank is opposite the market.(El banco está delante del mercado.)

Laura is standing in front of you.(Laura está de pie delante de ti.)

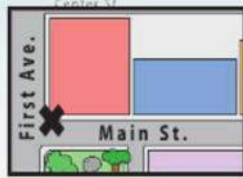
She is sitting opposite me.(Se está sentando en frente de mí.)

Prepositions of place

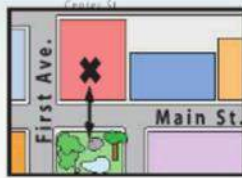


on

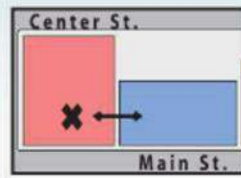
The department store is **on** Main Street.
It's **on the corner of** Main and First.
It's **across from** the park.



on the corner of

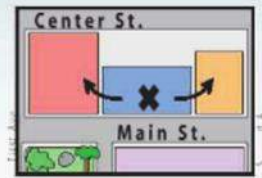


across from



next to

It's **next to** the bank.
The bank is **between** the department store **and** the restaurant.



between

- ▶ Use *on* with the names of streets and avenues: The bookstore is **on** Center Street. The theater is **on** Park Avenue.
- ▶ *Across from* is another way of saying *opposite*: The library is **across from** the theater. = The library is **opposite** the theater.

Exercise 2. Circle the correct words

A: Excuse me. Is there a gas station around here?

B: Yes, there is. It's ~~in~~ **on** Third Avenue.

A: Where on Third Avenue?

B: It's ~~in~~ **on** the corner of Center Street and Third Avenue.

A: ~~Across from~~ **to** Stacy's Department Store?

B: Yes, that's right. It's next ~~to~~ **from** the park.

A: Thanks. Oh, and where is the post office?

















B: It's on Center Street - ~~between~~ **next to** the hospital and the bank.

A: Great. Thanks very much.

B: You're welcome.

PREPOSITIONS OF MOVEMENT

test-english.com

 <p>TO I took them to the beach. I'd like to go to the cinema.</p>	 <p>ALONG We walked quietly along the beach. I ran along a narrow path.</p>
 <p>FROM She comes from Japan. I ran from home to the gym.</p>	 <p>THROUGH They drove through the tunnel. I ran through the trees.</p>
 <p>INTO I walked quickly into the room. Get into the car.</p>	 <p>ACROSS Jessica swam across the river. I ran across the street</p>
 <p>OUT OF I saw them get out of a taxi. They ran out of the room.</p>	 <p>TOWARDS He got up and walked towards me. We ran towards the sea.</p>
 <p>ON I was late and got on the first bus. Put the money on the table.</p>	 <p>OVER He jumped over the fence. We flew over the mountains.</p>
 <p>OFF The cat jumped off the table. He fell off his bike and got hurt.</p>	 <p>UNDER It's bad luck to walk under a ladder. We drove under the bridge.</p>
 <p>UP They all went up the hill. He ran up the stairs.</p>	 <p>AROUND I went around the corner and saw it. The moon goes around the earth.</p>
 <p>DOWN I rode my bike down the mountain. We went down the stairs.</p>	 <p>PAST He walked past us withou seeing us. The police drove past our building.</p>

<https://www.curso-ingles.com/aprender/cursos/nivel-basico/prepositions/prepositions-of-place>

<https://www.curso-ingles.com/aprender/cursos/nivel-basico/prepositions/prepositions-of-movement-or-direction>

Exercise 3. Write the location according to the picture. (escribe la localización de acuerdo a la figura).



1. The coffee shop is*on*..... Second Avenue. It's the shoe store.
2. The movie theater is Park and Main. It's the park.
3. The gas station is the parking lot. It's First and Center.
4. The post office is Center and Second. It's the hospital.
5. The bank is the restaurant and the department store. It's Main Street.

1. The shop is **on** Second Avenue. It's **next to** the shoe store.
2. The movie theater is on the corner Park and main. it's opposite the park
3. The gas station is across from the parking lot. it's between First and center
4. The post office is between center and second. It's next to the hospital
5. The bank is between the restaurant and the department store. It's across main street

5.

Places in a town or city

Exercise 4. Translate to Spanish the vocabulary (Traduce al español el vocabulario siguiente).

1. a road – un camino
2. a square - Una plaza
3. a market – un mercado
4. a post office - Una oficina postal
5. a bus stop - Una parada de autobús
6. a cashpoint / an ATM - Un cajero automático

<https://www.englishexercises.org/makeagame/viewgame.asp?id=17>



Exercise 5. Match these words to picture 1-9. (Escribe el numero de la figura que concuerda con la palabra)

3

3 a road

1 a bank

2 a chemist`s

9 a post office

6 a supermarket

5 a bus stop

7 a square

4 a cashpoint / an ATM

8 a market

GRAMMAR - Be: Questions with "where" for locations. Subject pronoun "it".

Ask questions with "where" for locations.

Example: where`s the restaurant?

Use "it" to replace the names of places.

Example: It`s down the street. (It = the restaurant).

Where's the bank? It's between department store and restaurant

Where's the supermarket?

Where's the gas station?

Where's the hospital?

Where's the post office? It's next to the hospital

Where's the restaurant? It's next to the bank

Contractions

Where is	→	Where`s
It is	→	It`s

Exercise 6. Read the sentences. Write questions and answers. Answer with "it`s". (Lee las oraciones y escribe la pregunta y la respuesta, la respuesta usando "it`s")

1. The pharmacy is across the street.

A: Where's the pharmacy

B: It's across the street

2. Billy`s Restaurant is around the corner.

A: where's Billy's restaurant?

B: It's around the corner

3. The newsstand is on the left.

A: Where's the newsstand?

B: It's in the left

4. The bookstore is next to the school.

A: Where's the bookstore?

B: It's next to the school

GRAMMAR - The imperative

Use imperatives to give instructions and directions.

Affirmative imperatives

Drive [to the bank].

Take the bus [to the pharmacy].

Negative imperatives (Don't = Do not)

Don't walk.

Don't take the train.



Exercise 7. Match these imperative sentences to picture a-j. (Escribe la letra de la figura que concuerda con la palabra)

(**J**) - Walk to the bookstore.

(**C**) - Don't drive to the restaurant.

(**D**) - Take the bus to the bank

(**G**) - Don't walk to the pharmacy.

(**E**) - Drive down the street.

(**B**) - Take the bus down the street.

(**I**) - Don't take the bus to the bank.

(**F**) - Walk to the bank.



(**A**) - Take a taxi to the restaurant.

(**H**) - Drive to the pharmacy.

VOCABULARY - Means of transportation



1. a car



2. a bicycle



3. a moped



4. a subway



5. a motorcycle

Also remember:
a bus
a train
a taxi

Exercise 8. Translate to Spanish the vocabulary (Traduce al español el vocabulario siguiente).

1. a car - Un carro

5. a motorcycle - una motocicleta

2. a bicycle - una bicicleta

6. a bus - un autobús

3. a moped - Una motoneta

7. a train - Un tren

4. a subway - Un metro (subterráneo)

8. a taxi - un taxi

GRAMMAR - "By" to express means.




Destinations



1. go to work



2. go home



3 go to school.

<https://test-english.com/explanation/a2/prepositions-of-movement/>

Exercise 9. Look at the pictures. Answer the questions. Use a "by phrase". (Observa las imagenes y contesta las preguntas) usa la frase "by".



I take the subway home.

1. How does she go home?
By subway



I take a taxi to the bookstore.

2. How does he go to the bookstore?
By taxi



We take a train to work.

3. How do they go to work?
By train



I take a bus to school.

4. How does she go to school?
By bus

Exercise 9. Read the text below about how people go to work and school. Then, answer the questions. (Lee el texto de abajo acerca de como las personas van a trabajar y a la escuela, después contesta las preguntas de abajo)

1 I'm Mark Jackson. I'm an architect. My office is down the street from my home. I can walk to work. I'm lucky!

2 I'm a manager of a bank. My name is Laura Blake. I go to work by car with my neighbor from across the street, Brad Lane. We're colleagues at the bank.

3 I'm Min Park, and I'm a doctor from Miami. I go to work by train. I take the train home, too.

4 I'm Matt Carson, and this is my teacher, Mr. Green. My school is right around the corner from my home, so I walk to school with my friends. We walk home together, too.

5 I'm Art Green. I'm Matt's teacher. Can I walk to school? No way! My home is not around the corner from the school. I take the bus to and from school.

1. Is Mark Jackson a doctor?

A: No, he is not, he is an architect.

2. Is Brad Lane Laura Blake's friend or her colleague?

A: Brad Lane is her colleague

3. Is Mr. Lane Ms. Blake's neighbor?

A: Yes, he is her neighbor

4. Is Matt Carson a student?

A: Yes, he is an student

5. What is Matt's teacher's name?

A: Matt's teacher's name is Mr. Green

6. Is Dr. Park from Miami?

A: Yes, she is from Miami

7. Where is Mark Jackson's office?

A: Mark's office is down the street from his home

