



**Nombre de alumno: Andrea Guadalupe  
Gómez Moreno**

**Nombre del profesor: Juan Manuel Jaime  
Díaz**

**Nombre del trabajo: Unit Activity #1 –U4 2LMV**

**Materia: Ingles**

**Grado: 2**

**Grupo: “A”**

Comitán de Domínguez Chiapas a 27 de marzo de 2023.

## You can't miss it?

### VOCABULARY - Places and things



**Exercise 1.** Translate to Spanish the vocabulary above (Traduce al español el vocabulario de arriba).

- 1.UNA FARMACIA
- 2.UN RESTAURANTE
- 3.UN BANCO
- 4.UNA ESCUELA
- 5.UN QUIOSCO
- 6.UNA LIBRERIA
- 7.UNA CAFETERIA
- 8.UN SUPERMERCADO
- 9.UNA GASOLINERA
- 10.UNA TIENDA DEPARTAMENTAL
- 11.UNA OFICINA POSTAL

## VOCABULARY - Locations



1. across  
the street



2. down  
the street



3. around  
the corner



4. on the left



5. on the right



6. next to the bank



7. between the bookstore  
and the bank

1. Cruzando la calle    2. Bajando la calle    3. Girando la esquina    4. A la izquierda  
5. A la derecha    6. A lado del banco    7. Entre la librería y el banco

**Las preposiciones de lugar** se colocan detrás del verbo principal, que suele ser el verbo "to be" (estar, ser) en cualquiera de los tiempos pasados, presentes o futuros y en sus formas tanto simples como compuestas.

**Las preposiciones de movimiento o dirección** se utilizan para mostrar movimiento de un lugar a otro. Estas preposiciones se usan con mayor frecuencia con los verbos de movimiento y se encuentran después del verbo.

**ACROSS** - Significado: al otro lado de; de un lado a otro

Uso: "Across" se utiliza para indicar movimiento hacia el lado opuesto.

Ejemplos:

The boat will take you across the river. (El barco te llevará al otro lado del río.)

You must walk across the street at the crosswalk. (Tienes que cruzar la calle por el cruce peatonal.)

**DOWN** - Significado: abajo

Uso: "Down" indica movimiento de una posición superior a una posición inferior.

Ejemplos:

I prefer to ride my bike down the hill. (Prefiero ir en bicicleta colina abajo.)

We are going down to Florida this summer. (Bajamos a Florida este verano.)

**AROUND** - Significado: alrededor de

Ejemplos:

You must drive around the city center to reach the cinema. (Tienes que conducir alrededor del centro de la ciudad para llegar al cine.)

Let's go for a walk around the park.(Vamos a pasear por el parque.)

**NEXT TO (BESIDE)** - Significado: al lado de, junto a

Uso: Tanto "next to" como "beside" se pueden utilizar indistintamente. Utilizar una forma u otra dependerá del hablante y del contexto.

Ejemplos:

The supermarket is next to (beside) the bank.(El supermercado está al lado del banco.)

Sit next to (beside) me.(Siéntate a mi lado.)

**BETWEEN** - Significado: entre

Ejemplos:

The shop is between the bank and the train station.(La tienda está entre el banco y la estación de tren.)

She is standing between Peter and John.(Ella está de pie entre Pedro y Juan.)

**UP** - Significado: hacia arriba

Uso: "Up" se utiliza para indicar movimiento de una posición inferior a una posición superior.

Ejemplos:

I don't like riding my bike up these hills.(No me gusta subir estas colinas en bici.)

We climbed up the mountain this morning.(Subimos a la montaña esta mañana.)

**IN FRONT OF vs. OPPOSITE** - Significado: contrario, en frente de, opuesto, delante de

Uso: La diferencia entre estas preposiciones la notamos cuando estamos hablando de personas: "opposite" significa delante y cara a cara, en cambio "in front of" significa delante de pero no cara a cara.

Ejemplos:

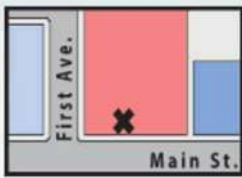
The hotel is in front of the station.(El hotel está en frente de la estación.)

The bank is opposite the market.(El banco está delante del mercado.)

Laura is standing in front of you.(Laura está de pie delante de ti.)

She is sitting opposite me.(Se está sentando en frente de mí.)

## Prepositions of place

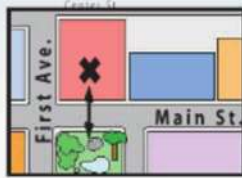


**on**

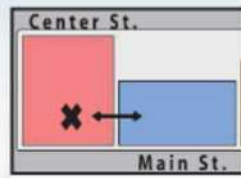
The department store is **on** Main Street.  
It's **on the corner of** Main and First.  
It's **across from** the park.



**on the corner of**

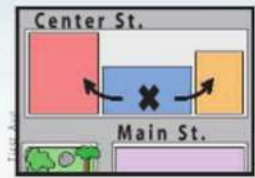


**across from**



**next to**

It's **next to** the bank.  
The bank is **between** the department store **and** the restaurant.



**between**

- ▶ Use *on* with the names of streets and avenues: The bookstore is **on** Center Street. The theater is **on** Park Avenue.
- ▶ *Across from* is another way of saying *opposite*: The library is **across from** the theater. = The library is **opposite** the theater.

### Exercise 2. Circle the correct words

A: Excuse me. Is there a gas station around here?

B: Yes, there is. It's **in** / **on** Third Avenue.

A: Where on Third Avenue?

B: It's **in** / **on** the corner of Center Street and Third Avenue.

A: Across **from** / **to** Stacy's Department Store?

B: Yes, that's right. It's next **to** / **from** the park.

A: Thanks. Oh, and where is the post office?

B: It's on Center Street **between** / **next to** the hospital and the bank.

















A: Great. Thanks very much.

B: You're welcome.



# PREPOSITIONS OF MOVEMENT

test-english.com

 <p><b>TO</b> I took them <b>to</b> the beach. I'd like to go <b>to</b> the cinema.</p>	 <p><b>ALONG</b> We walked quietly <b>along</b> the beach. I ran <b>along</b> a narrow path.</p>
 <p><b>FROM</b> She comes <b>from</b> Japan. I ran <b>from</b> home to the gym.</p>	 <p><b>THROUGH</b> They drove <b>through</b> the tunnel. I ran <b>through</b> the trees.</p>
 <p><b>INTO</b> I walked quickly <b>into</b> the room. Get <b>into</b> the car.</p>	 <p><b>ACROSS</b> Jessica swam <b>across</b> the river. I ran <b>across</b> the street</p>
 <p><b>OUT OF</b> I saw them get <b>out of</b> a taxi. They ran <b>out of</b> the room.</p>	 <p><b>TOWARDS</b> He got up and walked <b>towards</b> me. We ran <b>towards</b> the sea.</p>
 <p><b>ON</b> I was late and got <b>on</b> the first bus. Put the money <b>on</b> the table.</p>	 <p><b>OVER</b> He jumped <b>over</b> the fence. We flew <b>over</b> the mountains.</p>
 <p><b>OFF</b> The cat jumped <b>off</b> the table. He fell <b>off</b> his bike and got hurt.</p>	 <p><b>UNDER</b> It's bad luck to walk <b>under</b> a ladder. We drove <b>under</b> the bridge.</p>
 <p><b>UP</b> They all went <b>up</b> the hill. He ran <b>up</b> the stairs.</p>	 <p><b>AROUND</b> I went <b>around</b> the corner and saw it. The moon goes <b>around</b> the earth.</p>
 <p><b>DOWN</b> I rode my bike <b>down</b> the mountain. We went <b>down</b> the stairs.</p>	 <p><b>PAST</b> He walked <b>past</b> us without seeing us. The police drove <b>past</b> our building.</p>

<https://www.curso-ingles.com/aprender/cursos/nivel-basico/prepositions/prepositions-of-place>

<https://www.curso-ingles.com/aprender/cursos/nivel-basico/prepositions/prepositions-of-movement-or-direction>

**Exercise 3.** Write the location according to the picture. (escribe la localización de acuerdo a la figura).



1. The coffee shop is ..... *on* ..... Second Avenue. It's ..... *across of* ..... the shoe store.
2. The movie theater is ..... *on the corner of* ..... Park and Main. It's ..... *in front of* ..... the park.
3. The gas station is ..... *nex to* ..... the parking lot. It's ..... *on the corner of* ..... First and Center.
4. The post office is ..... *on the corner of* ..... Center and Second. It's ..... *nex to* ..... the hospital.
5. The bank is ..... *beetween* ..... the restaurant and the department store. It's ..... *on* ..... Main Street.

1. The shop is **on** Second Avenue. It's **next to** the shoe store.
2. The cinema is on the corner of Park and Main. It's on the corner of First and Center.
3. The gus's gas station is next to the parking lot. It's on the corner of First and Center.
4. The office is on the corner of Center and Second. It's nex to the hospital
5. The city bank is beetween the restaurant and the department store. It's on Main Street



## Places in a town or city

**Exercise 4.** Translate to Spanish the vocabulary (Traduce al español el vocabulario siguiente).

1. a road – un camino
2. a square – un cuadro
3. a market – un mercado
4. a post office – una oficina de correos
5. a bus stop - una parada de autobus
6. a cashpoint / an ATM – un cajero/ un cajero automatico

<https://www.englishexercises.org/makeagame/viewgame.asp?id=17>





**Exercise 5.** Match these words to picture 1-9. (Escribe el número de la figura que concuerda con la palabra)

- |                        |                               |
|------------------------|-------------------------------|
| <b>3</b> a road        | <b>1</b> a bank               |
| <b>2</b> a chemist`s   | <b>9</b> a post office        |
| <b>6</b> a supermarket | <b>5</b> a bus stop           |
| <b>7</b> a square      | <b>4</b> a cashpoint / an ATM |
| <b>8</b> a market      |                               |

**GRAMMAR - Be: Questions with "where" for locations. Subject pronoun "it".**

Ask questions with "where" for locations.

Example: where`s the restaurant?

Use "it" to replace the names of places.

Example: It`s down the street. (It = the restaurant).

Contractions		
Where is	→	Where`s
It is	→	It`s

**Exercise 6.** Read the sentences. Write questions and answers. Answer with "it`s". (Lee las oraciones y escribe la pregunta y la respuesta, la respuesta usando "it`s")

1. The pharmacy is across the street.

A: Where`s the pharmacy

B: It`s across the street

2. Billy`s Restaurant is around the corner.

A: where`s the billy`s restaurant

B: it`s around the corner

3. The newsstand is on the left.

A: where`s the newsstand

B: it`s on the left

4. The bookstore is next to the school.

A: where`s the bookstore

B: it`s next tho the school

## GRAMMAR - The imperative

Use imperatives to give instructions and directions.

### Affirmative imperatives

Drive [to the bank].

Take the bus [to the pharmacy].

### Negative imperatives ( Don't = Do not )

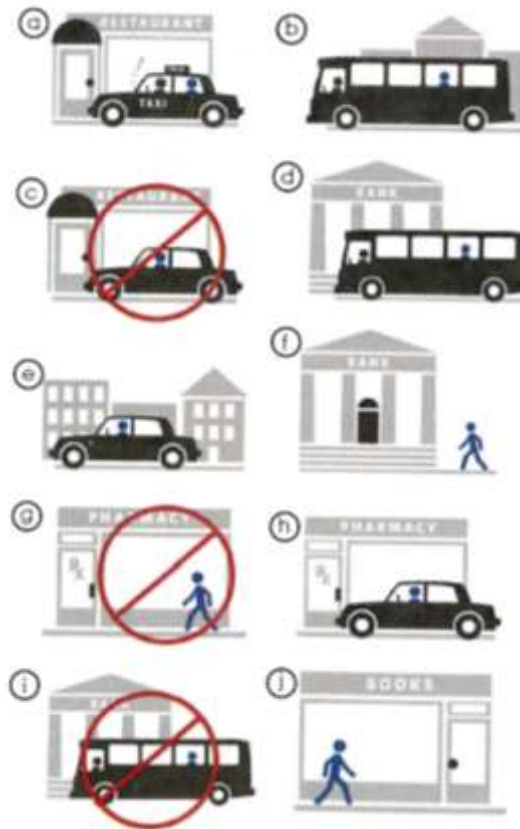
Don't walk.

Don't take the train.



**Exercise 7.** Match these imperative sentences to picture a-j. (Escribe la letra de la figura que concuerda con la palabra)

- ( **j** ) - Walk to the bookstore.
- ( **c** ) - Don't drive to the restaurant.
- ( **d** ) - Take the bus to the bank
- ( **g** ) - Don't walk to the pharmacy.
- ( **e** ) - Drive down the street.
- ( **b** ) - Take the bus down the street.
- ( **i** ) - Don't take the bus to the bank.
- ( **f** ) - Walk to the bank.
- ( **a** ) - Take a taxi to the restaurant.
- ( **h** ) - Drive to the pharmacy.



## VOCABULARY - Means of transportation



1. a car



2. a bicycle



3. a moped



4. a subway



5. a motorcycle

Also remember:  
a bus  
a train  
a taxi

**Exercise 8.** Translate to Spanish the vocabulary (Traduce al español el vocabulario siguiente).

1. a car – un carro

2. a bicycle - una bicicleta

3. a moped – un ciclomotor

4. a subway - un metro

5. a motorcycle – una motocicleta

6. a bus – un autobús

7. a train – un tren

8. a taxi – un taxi

## GRAMMAR - "By" to express means.



## Destinations



1. go to work




2. go home




3 go to school.

<https://test-english.com/explanation/a2/prepositions-of-movement/>

**Exercise 9.** Look at the pictures. Answer the questions. Use a "by phrase". (Observa las imagenes y contesta las preguntas) usa la frase "by".



1. How does she go home?  
By **By subway**



2. How does he go to the bookstore?  
**by a taxi**




3. How do they go to work?  
**by train**




4. How does she go to school?  
**by a bus**


**Exercise 9.** Read the text below about how people go to work and school. Then, answer the questions. (Lee el texto de abajo acerca de cómo las personas van a trabajar y a la escuela, después contesta las preguntas de abajo)




**1** I'm Mark Jackson. I'm an architect. My office is down the street from my home. I can walk to work. I'm lucky!



**3** I'm Min Park, and I'm a doctor from Miami. I go to work by train. I take the train home, too.



**2** I'm a manager of a bank. My name is Laura Blake. I go to work by car with my neighbor from across the street, Brad Lane. We're colleagues at the bank.



**4** I'm Matt Carson, and this is my teacher, Mr. Green. My school is right around the corner from my home, so I walk to school with my friends. We walk home together, too.

**5** I'm Art Green. I'm Matt's teacher. Can I walk to school? No way! My home is not around the corner from the school. I take the bus to and from school.



1. Is Mark Jackson a doctor?

A: No, he is not, he is an architect.

2. Is Brad Lane Laura Blake`s friend or her colleague?

A: he is his colleague

3. Is Mr. Lane Ms. Blake`s neighbor?

A: yes, they are neighbor

4. Is Matt Carson a student?

A: yes, he is a student

5. What is Matt`s teacher`s name?

A: art green

6. Is Dr. Park from Miami?

A: yes, she is from Miami

7. Where is Mark Jackson`s office?

A: his office is the street from his house