



**Mi Universidad**

## **Ensayo**

*Nombre del Alumno: Kevin Alberto Aguilar Gálvez*

*Nombre del tema : ACTIVIDAD I*

*Nombre de la Materia: inglés*

*Nombre del profesora: Andrea Berenice Segura de Leon*

*Nombre de la Licenciatura: lic en psicología*


*Cuatrimestre: primer cuatrimestre*


1.3.- Article a, an


**ARTICLES** Classroom objects


**A** Listen. Complete these sentences with *a* or *an*.


**articles**  
**an** + vowel sound  
**a** + consonant sound


1. This is **a**..... book. 

2. This is **a**..... eraser. 

3. This is **an**..... English book. 


4. This is **a**..... marker. 


5. This is **an**..... notebook. 


6. This is **a**..... clock. 


1.4.- Use of This and These / It and They

**This/these, it/they; plurals**

 **This is a** clock.

 **These are** clocks.

 What's **this**?  
**It's an** earring.

 What **are these**?  
**They're** earrings.

**It's** = It is  
**They're** = They are

**A** Listen and practice.

Jennifer: Excuse me. Are you Steven Carson?  
 David: No, I'm not. He's over there.  
 Jennifer: Oh, I'm sorry.



Jennifer: Steven? This is your book.  
 Steven: Oh, thank you. You're in my class, right?  
 Jennifer: Yes, I am. I'm Jennifer Miller.



Steven: Hey, David, this is Jennifer. She's in our math class.  
 David: Hi, Jennifer.  
 Jennifer: Hi, David. Nice to meet you.



**B GROUP WORK** Greet a classmate. Then introduce him or her to another classmate.

"Hey, Ming, this is . . ."

**B** Complete the conversations. Then practice in groups.

Nicole: Excuse me. Are you Steven Carson?  
 David: No, I'm not. My name is David Medina. Steven is over there.  
 Nicole: Oh, sorry.

Nicole: Are you Steven Carson?  
 Steven: Yes, I am.  
 Nicole: Hi. I'm Nicole Johnson.  
 Steven: Oh, you're in my math class, right?  
 Nicole: Yes, I am.  
 Steven: Hi, Nicole nice to meet you.



**C CLASS ACTIVITY** Write your name on a piece of paper. Put the papers in a bag. Then take a different paper. Find the other student.

A: Excuse me. Are you Jin-sook Cho?  
 B: No, I'm not. She's over there.  
 A: Hi. Are you Jin-sook Cho?  
 C: Yes, I am.

Complete these conversations. Then practice with a partner.



1. A: What are ~~these~~ ..... ?  
B: ~~They're keys~~ .....



2. A: What ~~Are this~~ ..... ?  
B: ~~It's a map~~ .....



3. A: What ~~are these~~ ..... ?  
B: ~~They're lunch boxes~~ .....



4. A: What ~~Are this~~ ..... ?  
B: ~~It's a clock~~ .....



5. A: What ~~Are this~~ ..... ?  
B: ~~It's a umbrella~~ .....



6. A: What ~~Are this~~ ..... ?  
B: ~~It's a glasses~~ .....

**1 This/these; it/they; plurals**

- ▶ Don't use a contraction with *What + are*: **What are** these? (NOT: ~~What're these?~~)
- ▶ Use *this* with singular nouns: **This** is a book. Use *these* with plural nouns: **These** are earrings.

Circle the correct words.

1. A: **What's** / What are these?  
B: **It's** / **They're** my earring / earrings.
2. A: **What's** / **What are** this?  
B: **It's** / **They're** a / an cell phone.
3. A: What's **this** / **these**?  
B: **It's** / **They're** a / an address book.