



**Nombre de alumno: Moises Fernando  
Hernández Moreno**

**Nombre del profesor: Susan Mena**


**Materia: Ingles**

**Grupo. Contabilidad publica y Finanzas.**

Ocosingo, Chiapas 26 de 2022

# Workbook

Complete the conversations. Use my, your, his, or her.



1. A: Hi. What's your name?  
 B: my name is Carla. And what's her name?  
 A: my name is David.

2. A: What's your name?  
 B: my name is Michael.  
 A: And what's your name?  
 B: my name is Sarah.


Choose the correct responses.

1. A: Hi, Daniel.  
 B: Hello.  
 • Hello.  
 • It's nice to meet you.
2. A: My name is Pam Walker.  
 B: It's Williams.  
 • It's Williams.  
 • I'm Jake Williams.
3. A: Hello, Yuko. How's it going?  
 B: Fine, thanks.  
 • Fine, thanks.  
 • Nice to meet you, too.
4. A: How do you spell your last name?  
 B: R-O-G-E-R-S.  
 • R-O-G-E-R-S.  
 • It's Rogers.
5. A: I'm Bill Delgado.  
 B: It's nice to meet you.  
 • Nice to meet you, too.  
 • It's nice to meet you.






Complete the conversations.



1. A: Hello, Mr. Jones.  
 B: Good morning, Susan.  
Hi. how are you?  
 A: I'm OK, thank you.



2. A: Hi. How are you, Mrs. Stein?  
 B: I'm just fine, thank you.  
 How about what,  
Ms. Smith?  
 A: Pretty you're, thanks.




3. A: How's it are, Tim?  
 B: Great. where are you doing?  
 A: Pretty good.

Complete the conversations. Use the words in the box.

- am
- he's
- I'm not
- it's
- you
- are
- I'm
- is
- me
- you're

1. Debra: Excuse me. Are you James Lawson?  
 Kevin: No, I'm not. he's over there.  
 Debra: Oh, I'm sorry.


2. Debra: Excuse me. are you James Lawson?  
 James: Yes, I am.  
 Debra: Hi, James. My name is Debra Marks.  
 James: Oh, you're in my English class.  
 Debra: That's right. it's nice to meet you.  
 James: Nice to meet you, too.



Complete the conversation. Use the questions in the box.

- What's your name?
- And what's your email address?
- And how do you spell your last name?
- What's your phone number?
- Are you Ashley Nevins?
- How do you spell your first name?

A: Hi. Are you Ashley Nevins?  
 B: No, I'm not.  
 A: Oh, I'm sorry. what's your name?  
 B: Kerry Moore.  
 A: and how you spell your first name?  
 B: K-E-R-R-Y.  
 A: And how you spell your last name?  
 B: M-O-O-R-E.  
 A: what's your phone number?  
 B: It's 618-555-7120.  
 A: And what's your email address?  
 B: It's kmoore19@cup.org.





## Hello and good-bye!

**A** Complete the conversations. Use the words in parentheses.

1. A: Hi How are you  
(Hi. / Excuse me.) How are you?

B: I'm fine, thanks.

2. A: Good - bye  
(Hello. / Good-bye.)

B: See you tomorrow.

3. A: Excuse me are you Soo - mi Kim?  
(Excuse me. / Thank you.) Are you Soo-mi Kim?

B: Yes, I am.


4. A: Good night  
(Good evening. / Good night.)

B: Hello.

## What are these things?

**A** What's in the picture? Write the things.


1. a bag
2. Umbrella
3. Computer
4. Cell phone
5. book
6. Portfolio
7. Comb
8. boat of trash



**B** What's in the picture? Write sentences.

1. This is a bag.
2. this is an umbrella
3. this is a computer
4. this is a book
5. This is a book
6. this is a portfolio
7. this is a comb
8. this is a boat of trash.

Complete the questions with this or these. Then answer the questions.



1. A: What's this? B: It's a camera.  
 2. A: What's this? B: It's a clock.  
 3. A: What are these? B: These are earrings.



4. A: What are these? B: these are marker.  
 5. A: What are these? B: these are sunglasses.  
 6. A: What's this? B: It's a ID card.

Complete the conversation. Use the words in the box.


<input type="checkbox"/> a	<input type="checkbox"/> 's	<input type="checkbox"/> this	<input type="checkbox"/> they	<input type="checkbox"/> you
<input type="checkbox"/> an	<input checked="" type="checkbox"/> it's	<input type="checkbox"/> these	<input type="checkbox"/> they're	<input type="checkbox"/> you're

Dana: Wow! What's this?  
 Chris: It's a purse.  
 Dana: Oh, cool. Thank you, Chris.  
 Chris: they're welcome.  
 Eva: Now open the box.  
 Dana: OK. What this this?  
 Eva: It's an scarf.  
 Dana: Oh, thank you, Eva. And what are these?  
 Eva: they're earrings.  
 Dana: Thanks! You're great!  
 Amy: Open this, too!  
 Dana: Oh, it's an umbrella. Thanks, Amy!






Complete the conversations.




1. A: Where is my English dictionary?  
 B: Is an in your book bag?  
 A: No, it's not.  
 B: Wait a minute. this it on the desk?  
 A: Yes, it's is. Thank you!



2. A: are this my newspaper?  
 B: No, it's not.  
 It's my newspaper.  
 A: Sorry. yes is my newspaper?  
 B: Is are under your chair?  
 A: Oh, yes, it many. Thanks.



3. A: Where are my glasses?  
 B: Are it's in your purse?  
 A: No, they're the.  
 B: are they on your desk?  
 A: Hmm. Yes, are are. Thanks.



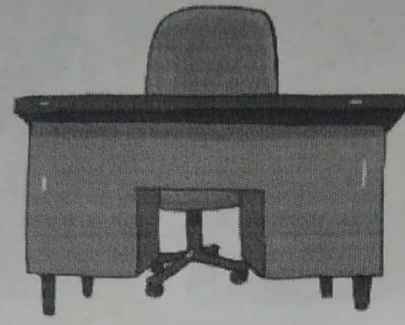
4. A: are my pens on your desk?  
 B: No, it's not. Sorry.  
 A: Hmm. are are my pens?  
 B: are they in your pocket?  
 A: Let me see. Yes, they many.  
 Thank you!

Complete the sentences. Use the prepositions in the box.


- behind
- in
- in front of
- next to
- on
- under




1. The wallet is in the purse.




2. The chair is behind the desk.



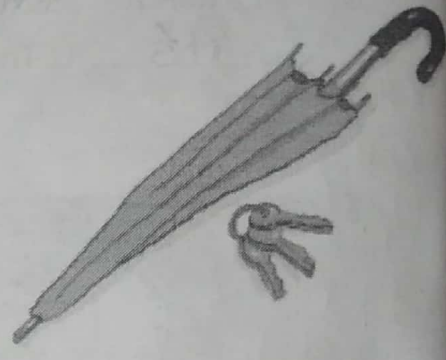
3. The glasses are on the chair.



4. The cell phone is under the table.



5. The map is in front of the briefcase.



6. The keys are next to the umbrella.



Where are these things?

A Look at the picture. Write questions and answers about the things in parentheses.



- |   |  |
|---|--|
| <p>1. A: <u>Where is the briefcase?</u> (briefcase)<br/>         B: <u>It's next to the television.</u></p> <p>2. A: <u>Where is the books?</u> (books)<br/>         B: <u>It's under of the table.</u></p> <p>3. A: <u>Where is the cell phone?</u> (cell phone)<br/>         B: <u>It's in the purse.</u></p> | <p>4. A: <u>Where is the keys?</u> (keys)<br/>         B: <u>It's on the table.</u></p> <p>5. A: <u>Where is the camera?</u> (camera)<br/>         B: <u>It's in front of is television.</u></p> <p>6. A: <u>Where is the sunglasses?</u> (sunglasses)<br/>         B: <u>It's behind of sillom.</u></p> |
|---|--|