

Nombre del Alumno: Noheli Guadalupe Ramos Espinosa

Nombre del profesor (a): Susan Carroll Mena Mena

Nombre del trabajo: TOPIC 1: Workbook. P.11 a la p.18.

CARRERA: "Lic. Contaduría Pública y Finanzas"

Materia: Ingles 1

Grado: 1º

GRUPO: "A"

Ocosingo, Chiapas 26 de septiembre de 2022.



# Workbook

Complete the conversations. Use my, your, his, or her.



1. A: Hi. What's your name?  
 B: My name is Carla. And what's your name?  
 A: My name is David.

2. A: What's your name?  
 B: my name is Michael.  
 A: And what's your name?  
 B: mi name is Sarah.

Choose the correct responses.

1. A: Hi, Daniel.  
 B: Hello  
 • Hello.  
 • It's nice to meet you.
2. A: My name is Pam Walker.  
 B: I'm Jake Williams  
 • It's Williams.  
 • I'm Jake Williams.
3. A: Hello, Yuko. How's it going?  
 B: Fine, thanks.  
 • Fine, thanks.  
 • Nice to meet you, too.
4. A: How do you spell your last name?  
 B: ~~It's Rogers~~ R-O-G-E-R-S  
 • R-O-G-E-R-S.  
 • It's Rogers.
5. A: I'm Bill Delgado. soy Bill Delgado  
 B: It's nice to meet you.  
 • Nice to meet you, too. encantado de conocerte tambien  
 • It's nice to meet you. mucho gusto





Complete the conversations.




1. A: Hello, Mr. Jones.  
B: good morning, Susan.  
How are you?  
A: Am OK, thank you.

2. A: Hi, How are you, Mrs. Stein?  
B: I'm just Fine, thank you.  
How about you,  
Mr. Smith?  
A: Pretty good thanks.



3. A: How's it you, Tim?  
B: Great. How are you doing?  
A: Pretty good.





Complete the conversations. Use the words in the box.

<input type="checkbox"/> am	<input checked="" type="checkbox"/> he's	<input type="checkbox"/> I'm not	<input type="checkbox"/> it's	<input type="checkbox"/> you tu
<input type="checkbox"/> are	<input type="checkbox"/> I'm	<input type="checkbox"/> is es	<input checked="" type="checkbox"/> me yo	<input type="checkbox"/> you're
<input type="checkbox"/> son	<input checked="" type="checkbox"/> estoy			<input checked="" type="checkbox"/> es-tas

1. Debra: Excuse me. Are you James Lawson?  
 Kevin: No, I'm not am over there.  
 Debra: Oh, I'm sorry.  
 2. Debra: Excuse me, are you James Lawson?  
 James: Yes, I I'm.  
 Debra: Hi, James. My name is Debra Marks.  
 James: Oh, you're in my English class.  
 Debra: That's right, it's nice to meet you.  
 James: Nice to meet you, too.



Complete the conversation. Use the questions in the box.

<input checked="" type="checkbox"/> What's your name? <i>¿cómo te llamas?</i>	<input checked="" type="checkbox"/> And what's your email address? <i>¿cuáles es tu dirección de correo?</i>
<input checked="" type="checkbox"/> And how do you spell your last name? <i>¿y cómo se escribe tu apellido?</i>	<input checked="" type="checkbox"/> What's your phone number? <i>¿cuál es tu número de teléfono?</i>
<input checked="" type="checkbox"/> Are you Ashley Nevins? <i>¿Eres Ashley Nevins?</i>	<input checked="" type="checkbox"/> How do you spell your first name? <i>¿cómo usted deletrea su primer nombre.</i>

A: Hi, Are you Ashley Nevins?  
 B: No, I'm not.  
 A: Oh, I'm sorry. what's your name?  
 B: Kerry Moore.  
 A: How do you spell your first name?  
 B: K-E-R-R-Y.  
 A: And how do you spell your last name?  
 B: M-O-O-R-E.  
 A: what's your phone number?  
 B: It's 618-555-7120.  
 A: And what's your email address?  
 B: It's kmoore19@cup.org.





**Hello and good-bye!**

**A** Complete the conversations. Use the words in parentheses.

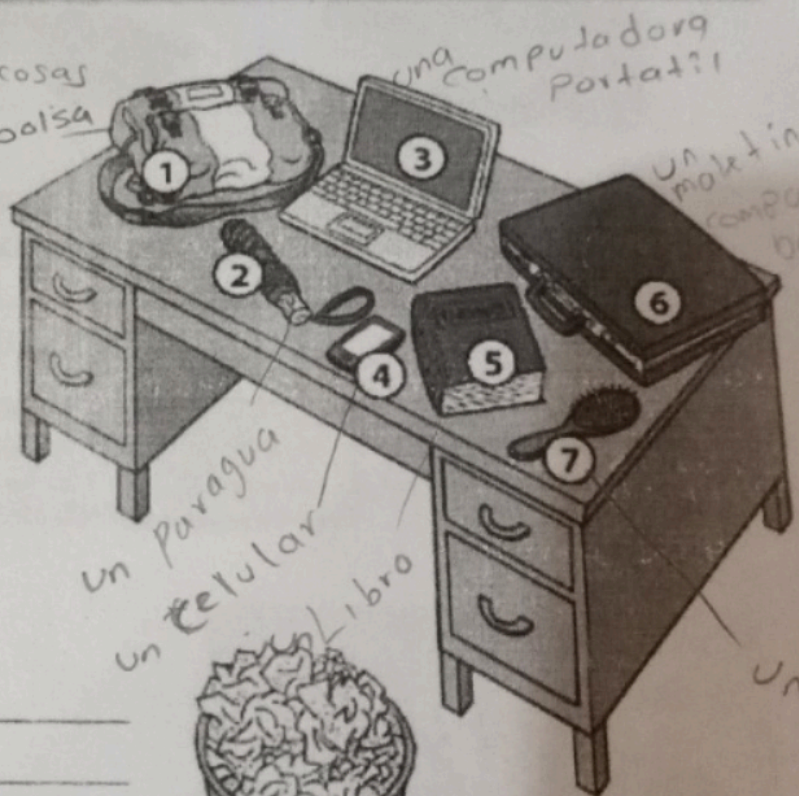
1. A: Hi. How are you?  
 (Hi. / Excuse me.) How are you?  
 B: I'm fine, thanks.
2. A: Good-bye.  
 (Hello. / Good-bye.)  
 B: See you tomorrow.

3. A: Excuse me. Are you Soo-mi Kim?  
 (Excuse me. / Thank you.) Are you Soo-mi Kim?  
 B: Yes, I am.
4. A: Good evening  
 (Good evening. / Good night.)  
 B: Hello.

*Que son estas cosas*  
**What are these things?**

*¿Que es la imagen? escribir las cosas*  
**A** What's in the picture? Write the things.

1. a bag
2. an umbrella
3. a laptop
4. a cell phone
5. a book
6. a briefcase
7. a brush
8. a garbage can



*una bolsa*

*una computadora portátil*

*un maletín computer bag*

*un paraguas*

*un celular*

*un libro*

*un cepillo*

*un bote para basura*

*que hay en la imagen*  
*escribe oraciones*  
**B** What's in the picture? Write sentences.

- This is a bag*
- It's an umbrella
- There is a laptop
- that is a cell phone
- this is my book
- is a briefcase
- on the desk there is a brush
- there is a garbage can

*Tarea*



Complete the questions with this or these. Then answer the questions.



1. A: What's this? B: it's a camera.  
 2. A: What's this? B: it's a table clock.  
 3. A: What are these? B: they are earrings.



4. A: What are these? B: they are some markers.  
 5. A: What are these? B: they are a glasses.  
 6. A: What's this? B: it's a Credential I.D.

Complete the conversation. Use the words in the box.

<input checked="" type="checkbox"/> una	<input checked="" type="checkbox"/> 's	<input checked="" type="checkbox"/> this	<input checked="" type="checkbox"/> this	<input checked="" type="checkbox"/> they	<input checked="" type="checkbox"/> you
<input checked="" type="checkbox"/> a	<input checked="" type="checkbox"/> it's	<input checked="" type="checkbox"/> these	<input checked="" type="checkbox"/> estas	<input checked="" type="checkbox"/> they're	<input checked="" type="checkbox"/> you're
<input checked="" type="checkbox"/> an	<input checked="" type="checkbox"/> es	<input checked="" type="checkbox"/> these	<input checked="" type="checkbox"/> estas	<input checked="" type="checkbox"/> they're	<input checked="" type="checkbox"/> you're
<input checked="" type="checkbox"/> un	<input checked="" type="checkbox"/> es	<input checked="" type="checkbox"/> these	<input checked="" type="checkbox"/> estas	<input checked="" type="checkbox"/> they're	<input checked="" type="checkbox"/> you're

Dana: Wow! What's this?  
 Chris: It's a purse.  
 Dana: Oh, cool. Thank you, Chris.  
 Chris: You're welcome.  
 Eva: Now open your box.  
 Dana: OK. What is this?  
 Eva: it's a scarf.  
 Dana: Oh, thank you, Eva. And what are these?  
 Eva: They're earrings.  
 Dana: Thanks! It's great!  
 Amy: Open this, too!  
 Dana: Oh, it's an umbrella. Thanks, Amy!





Complete the conversations.



1. A: Where is my English dictionary?  
 B: Is it in your book bag?  
 A: No, it's not.  
 B: Wait a minute. It's it on the desk?  
 A: Yes, it is. Thank you!



2. A: <sup>is</sup> is this my newspaper?  
 B: No, it's not.  
 It's my newspaper.  
 A: Sorry. where is my newspaper?  
 B: Is this under your chair?  
 A: Oh, yes, it is. Thanks.



3. A: Where Are my glasses?  
 B: Are these in your purse?  
 A: No, they're not.  
 B: Are they on your desk?  
 A: Hmm Yes, these are. Thanks.




4. A: Are my pens on your desk?  
 B: No, These not. Sorry.  
 A: Hmm. where are my pens?  
 B: Are they in your pocket?  
 A: Let me see. Yes, they are.  
 Thank you!

Pendion




Complete the sentences. Use the prepositions in the box.


Detrás behind     en in     enfrente de in front of     Junto a next to     en on     Por debajo under




1. The wallet is in the purse.




2. The chair is behind the desk.




3. The glasses are on the chair.



4. The cell phone is under the table.



5. The map is in front of the briefcase.



6. The keys are next to the umbrella.



donde es tan las cosas  
Where are these things?

Tarea

A Look at the picture. Write questions and answers about the things in parentheses.



A: Where is the briefcase? (briefcase)  
 B: It's next to the television  
 A: Where are the books (books)  
 B: They're under the table  
 A: Where is the cell phone (cell phone)  
 B: It's in the purse

4. A: where are the keys (keys)  
 B: The keys are on the briefcase  
 5. A: Where is the camera (camera)  
 B: The camera is in front of the television  
 6. A: Where are the glasses (sunglasses)  
 B: The sunglasses are behind the sofa