



Nombre de alumno:

Juan José Gómez Sántiz

Nombre del profesor:

Profesora Susan Mena.

Nombre del trabajo: Trabajo unidad 1.

Materia: inglés.

Grado: 1°



Grupo: contaduría pública y finanzas.

Ocosingo, Chiapas 26 de septiembre de 2022.

Workbook

JUAN JOSE

Complete the conversations. Use my, your, his, or her.



1. A: Hi. What's your name?

B: MY name is Carla. And what's YOUR name?

A: MY name is David.

2. A: What's OR HER name?

B: MY name is Michael.

A: And what's YOUR name?

B: MY name is Sarah.

Choose the correct responses.

1. A: Hi, Daniel.

B: Hello.

- Hello.
- It's nice to meet you.

2. A: My name is Pam Walker.

B: I'M JAKE WILLIAMS

- It's Williams.
- I'm Jake Williams.

3. A: Hello, Yuko. How's it going?

B: FINE, THANKS

- Fine, thanks.
- Nice to meet you, too.

4. A: How do you spell your last name?

B: R-O-B-E-R-S

- R-O-G-E-R-S.
- It's Rogers.


5. A: I'm Bill Delgado.

B: IT'S NICE TO MEET YOU, TOO

- Nice to meet you, too.
- It's nice to meet you.





Complete the conversations.



1. A: Hello, Mr Jones.
 B: Good morning, Susan.
How are you?
 A: FINE OK, thank you.

2. A: Hi. How are you, Mrs. Stein?
 B: I'm just saying, thank you.
 How about you,
 Smith?
 A: Pretty , thanks.



3. A: How's it is, Tim?
 B: Great. THEY are you doing?
 A: Pretty good.

James José

Complete the conversations. Use the words in the box.

- am
- he's
- I'm not
- it's
- you
- are
- I'm
- is
- me
- you're

1. Debra: Excuse me. Are you

James Lawson?

Kevin: No, I'M NOT over there.

Debra: Oh, I'm sorry.

2. Debra: Excuse me. ARE you James Lawson?

James: Yes, I am.


Debra: Hi, James. My name is

Debra Marks.

James: Oh, HS in my English class.

Debra: That's right. You're nice to meet you.

James: Nice to meet you, too.



Complete the conversation. Use the questions in the box.

- What's your name?
- And what's your email address?
- And how do you spell your last name?
- What's your phone number?
- Are you Ashley Nevins?
- How do you spell your first name?

A: Hi. Are you Ashley Nevins?

B: No, I'm not.

A: Oh, I'm sorry. _____

B: Kerry Moore.

A: _____

B: K-E-R-R-Y.

A: _____


B: M-O-O-R-E.

A: _____

B: It's 618-555-7120.

A: _____

B: It's kmoore19@cup.org.



Joan Jose
SOLO ESTA

Hello and good-bye!

A Complete the conversations. Use the words in parentheses.

1. A: HI
(Hi. / Excuse me.) How are you?
B: I'm fine, thanks.

3. A: EXCUSE
(Excuse me. / Thank you.) Are you Soo-mi Kim?
B: Yes, I am.

2. A: ~~HELLO~~ HELLO
(Hello. / Good-bye.)
B: See you tomorrow.


4. A: GOOD NIGHT
(Good evening. / Good night.)
B: Hello.

What are these things?

TAREA

A What's in the picture? Write the things.

1. a bag
2. AN UMBRELLA
3. A LAP TOP
4. A CELL PHONE
5. A BOOK
6. A BRIEFCASE
7. A COMB
8. A TRASH CAN



B What's in the picture? Write sentences.

1. This is a bag
2. THIS IS AN UMBRELLA
3. THIS IS A LAP TOP.
4. THIS IS A CELL PHONE.
5. THIS IS A BOOK.
6. THIS IS A BRIEFCASE.
7. THIS IS A COMB
8. THIS IS A TRASH CAN.

Diana Joxe


Complete the questions with this or these. Then answer the questions.



1. A: What's this ?
B: It's a camera

2. A: What's THIS ?
B: IT'S A CLOCK

3. A: What are THESE ?
B: THEY'RE EARRINGS.



4. A: What are THESE ?
B: THEY'RE MARKERS

5. A: What are THESE ?
B: THEY'RE SUNGLASSES

6. A: What's THIS ?
B: IT'S AN I.D. CARD

Complete the conversation. Use the words in the box.

TAKEN

- | | | | | |
|--|--|---|--|---|
| <input checked="" type="checkbox"/> a | <input checked="" type="checkbox"/> 's | <input checked="" type="checkbox"/> this | <input checked="" type="checkbox"/> they | <input checked="" type="checkbox"/> you |
| <input checked="" type="checkbox"/> an | <input checked="" type="checkbox"/> it's | <input checked="" type="checkbox"/> these | <input type="checkbox"/> they're | <input type="checkbox"/> you're |

Dana: Wow! What's this?

Chris: It's a purse.

Dana: Oh, cool. Thank you, Chris.

Chris: You're welcome.

Eva: Now open THIS box.

Dana: OK. What IS this?

Eva: It's A scarf.

Dana: Oh, thank you, Eva. And what are THESE ?

Eva: THEY're earrings.

Dana: Thanks! THEY'RE great!

Amy: Open this, too!

Dana: Oh, it's AN umbrella. Thanks, Amy!




TARCA. draw 2050

Complete the conversations.




1. A: Where is my English dictionary?
 B: Is it in your book bag?
 A: No, it's NOT.
 B: Wait a minute. is it on the desk?
 A: Yes, IT is. Thank you!



2. A: WHAT'S this my newspaper?
 B: No, IT'S not.
 It's my newspaper.
 A: Sorry. IT is my newspaper?
 B: Is IT under your chair?
 A: Oh, yes, it IS. Thanks.



3. A: Where ARE my glasses?
 B: Are you in your purse?
 A: No, they're NOT.
 B: ARE they on your desk?
 A: Hmm. Yes, THEY are. Thanks.



4. A: ARE THESE my pens on your desk?
 B: No, THEY'RE not. Sorry.
 A: Hmm. THEY are my pens?
 B: ARE they in your pocket?
 A: Let me see. Yes, they ARE.
 Thank you!

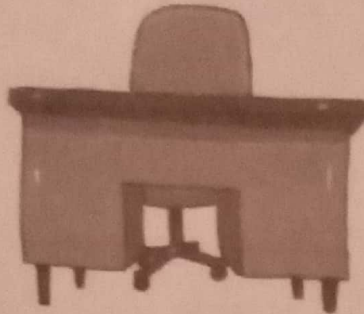
Draw Jose
TAREA

Complete the sentences. Use the prepositions in the box.

behind in in front of next to on under



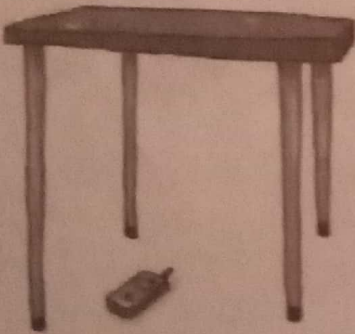
1. The wallet is in the purse.



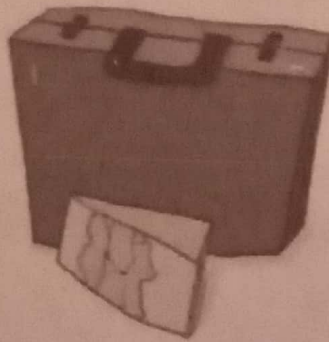
2. The chair is next to the desk.




3. The glasses are on the chair.



4. The cell phone is under the table.



5. The map is in front of the briefcase.



6. The keys are behind the umbrella.

Answer Jose
TAREA

Where are these things?

A Look at the picture. Write questions and answers about the things in parentheses.



1. A: Where is the briefcase? (briefcase)
B: It's next to the television.
2. A: Where are the books? (books)
B: They're under the table.
3. A: Where is the cell phone? (cell phone)
B: It's in the purse.
4. A: Where are the keys? (keys)
B: They're on the briefcase.
5. A: Where is the camera? (camera)
B: It's in front of television.
6. A: Where are the sunglasses? (sunglasses)
B: They're in front of waist.