

Workbook

Complete the conversations. Use my, your, his, or her.



1. A: Hi. What's your name?

B: My name is Carla. And what's your name?

A: My name is David.

2. A: What's your name?

B: my name is Michael.

A: And what's your name?

B: my name is Sarah.

Choose the correct responses.

1. A: Hi, Daniel.

B: Hello

- Hello.
- It's nice to meet you.

2. A: My name is Pam Walker.

B: I'm Jake Williams.

- It's Williams.
- I'm Jake Williams.

3. A: Hello, Yuko. How's it going?

B: Fine, thanks.

- ✓ • Fine, thanks.
- ✓ • Nice to meet you, too.

4. A: How do you spell your last name?

B: It's Rogers.

- R-O-G-E-R-S.
- It's Rogers.


5. A: I'm Bill Delgado.

B: It's nice to meet you.

- ✓ • Nice to meet you, too.
- ✓ • It's nice to meet you.



Complete the conversations.



1. A: Hello, Mr. Jones.
B: Good morning, Susan.
How are you?
A: Very well! OK, thank you.

2. A: Hi. How are you're, Mrs. Stein?
B: I'm just Fine, thank you.
How about pleased
to meet you Smith?
A: Pretty Mrs. Stein thanks.



3. A: How's it you are at, Tim?
B: Great. And how are you doing?
A: Pretty good.

Complete the conversations. Use the words in the box.

<input checked="" type="checkbox"/> am	<input checked="" type="checkbox"/> he's	<input type="checkbox"/> I'm not	<input checked="" type="checkbox"/> it's	<input checked="" type="checkbox"/> you
<input checked="" type="checkbox"/> are	<input checked="" type="checkbox"/> I'm	<input type="checkbox"/> is	<input checked="" type="checkbox"/> me	<input type="checkbox"/> you're

1. Debra: Excuse me. Are you James Lawson?
Kevin: No, I'm not. Kevin over there.
Debra: Oh, he's sorry.
2. Debra: Excuse me. it's you James Lawson?
James: Yes, I am.
Debra: Hi, James. My name is Debra Marks.
James: Oh, im in my English class.
Debra: That's right. you're nice to meet you.
James: Nice to meet you, too.



Complete the conversation. Use the questions in the box.

<input type="checkbox"/> What's your name?	<input type="checkbox"/> And what's your email address?
<input type="checkbox"/> And how do you spell your last name?	<input type="checkbox"/> What's your phone number?
<input checked="" type="checkbox"/> Are you Ashley Nevins?	<input type="checkbox"/> How do you spell your first name?

- A: Hi. Are you Ashley Nevins?
B: No, I'm not.
A: Oh, I'm sorry. what's your name?
B: Kerry Moore.
A: How do you spell your first name?
B: K-E-R-R-Y.
A: And how do you spell your last name?
B: M-O-O-R-E.
A: what's your phone number?
B: It's 618-555-7120.
A: And what's your email address?
B: It's kmoore19@cup.org.



Hello and good-bye!

A Complete the conversations. Use the words in parentheses.

1. A: Hi
(Hi. / Excuse me.) How are you?

B: I'm fine, thanks.

3. A: Excuse me.
(Excuse me. / Thank you.) Are you Soo-mi Kim?

B: Yes, I am.

2. A: Good-bye.
(Hello. / Good-bye.)

B: See you tomorrow.

4. A: Good night.
(Good evening. / Good night.)

B: Hello.

What are these things?

A What's in the picture? Write the things.

1. a bag
2. An umbrella
3. A laptop
4. A telephone
5. A book
6. A Briefcase
7. A Comb
8. A Garbage can



B What's in the picture? Write sentences.

1. This is a bag
2. This is a Umbrella
3. This is a Computer
4. This is a phone
5. This is a Book
6. This is a Briefcase
7. This is a Comb
8. This is a Garbage can

Complete the questions with this or these. Then answer the questions.



1. A: What's this ? B: It's a camera .
 2. A: What's this ? B: It's a clock .
 3. A: What are this ? B: It's These Earring .



4. A: What are this ? B: the are marker
 5. A: What are this ? B: These a watch .
 6. A: What's are this ? B: It's a I.D. card

Complete the conversation. Use the words in the box.

<input type="checkbox"/> a	<input type="checkbox"/> 's	<input type="checkbox"/> this	<input type="checkbox"/> they	<input type="checkbox"/> you
<input type="checkbox"/> an	<input checked="" type="checkbox"/> it's	<input type="checkbox"/> these	<input type="checkbox"/> they're	<input type="checkbox"/> you're

- 1 Dana: Wow! What's this?
- 2 Chris: It's a purse.
- 3 Dana: Oh, cool. Thank you, Chris.
- 4 Chris: you're welcome.
- 5 Eva: Now open this box.
- 6 Dana: OK. What is this?
- 7 Eva: It's a scarf.
- 8 Dana: Oh, thank you, Eva. And what are these ?
- 9 Eva: they 're earrings.
- 10 Dana: Thanks! they're great!
- 11 Amy: Open this, too!
- 12 Dana: Oh, it's An umbrella. Thanks, Amy!




Complete the conversations.



1. A: Where is my English dictionary?
B: Is not in your book bag?
A: No, it's Not .
B: Wait a minute. is it on the desk?
A: Yes, it is. Thank you!



2. A: that's this my newspaper?
B: No, it's not.
It's my newspaper.
A: Sorry. it is my newspaper?
B: Is it under your chair?
A: Oh, yes, it is . Thanks.



3. A: Where are my glasses?
B: Are you in your purse?
A: No, they're Not .
B: are they on your desk?
A: Hmm. Yes, they are. Thanks.



4. A: Aren't my pens on your desk?
B: No, they're not. Sorry.
A: Hmm. they are my pens?
B: are they in your pocket?
A: Let me see. Yes, they are .
Thank you!


Nom. Julio Enrique.

Complete the sentences. Use the prepositions in the box.

behind in in front of next to on under




1. The wallet is in the purse.




2. The chair is behind the desk.



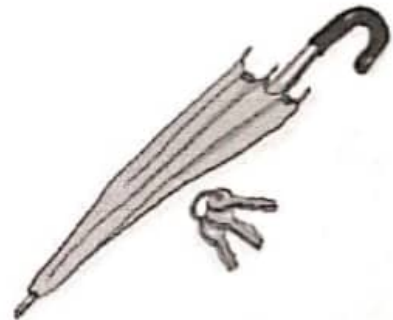
3. The glasses are on the chair.



4. The cell phone is under the table.



5. The map is in front of the briefcase.



6. The keys are next to the umbrella.

Where are these things?

A Look at the picture. Write questions and answers about the things in parentheses.



1. A: Where is the briefcase? (briefcase)

B: It's next to the television

2. A: where are the (books)

B: They're under the table

3. A: where is the (cell phone)

B: It's in the purse

4. A: Where are the (keys)

B: they're on the Briefcase

5. A: Where is the (camera)

B: It's in front of Television

6. A: Where are the (sunglasses)

B: they're in front of wallet