



NOMBRE DEL ALUMNO: Noemi Abigail Gomez Bolom

NOMBRE DEL PROFESOR: Teacher Susan Mena

NOMBRE DEL TRABAJO: Activity 1

MATERIA: Ingles I


GRADO: 1º

GRUPO: Contaduría Pública y Finanzas

Ocosingo, Chiapas 26 de septiembre de 2022

Workbook

Complete the conversations. Use my, your, his, or her.



1. A: Hi. What's your name?
 B: My name is Carla. And what's your name?
 A: My name is David.

2. A: What's YOUR name?
 B: My name is Michael.
 A: And what's YOUR name?
 B: My name is Sarah.

Choose the correct responses.

1. A: Hi, Daniel.
 B: Hello
 • Hello.
 • It's nice to meet you.
2. A: My name is Pam Walker.
 B: I'm Jake Williams
 • It's Williams.
 • I'm Jake Williams.
3. A: Hello, Yuko. How's it going?
 B: Fine, thanks
 • Fine, thanks.
 • Nice to meet you, too.
4. A: How do you spell your last name?
 B: R-O-G-E-R-S
 • R-O-G-E-R-S.
 • It's Rogers.
5. A: I'm Bill Delgado.
 B: It's nice to meet you
 • Nice to meet you, too.
 • It's nice to meet you.




Complete the conversations.



1. A: Hello, Mr. Jones.
B: Good morning, Susan.
how are you?
A: Great OK, thank you.



2. A: Hi. How are you, Mrs. Stein?
B: I'm just fine, thank you.
How about you,
Mr. Smith?
A: Pretty good, thanks.




3. A: How's it going, Tim?
B: Great. how are you doing?
A: Pretty good.

Complete the conversations. Use the words in the box.

- | | | | | |
|--|--|---|--|--|
| <input checked="" type="checkbox"/> am ^{soy} | <input type="checkbox"/> he's ^{es} | <input checked="" type="checkbox"/> I'm not ^{no soy} | <input checked="" type="checkbox"/> it's ^{es} | <input checked="" type="checkbox"/> you ^{tu} |
| <input checked="" type="checkbox"/> are ^{son} | <input checked="" type="checkbox"/> I'm ^{soy} | <input checked="" type="checkbox"/> is ^{es} | <input checked="" type="checkbox"/> me | <input checked="" type="checkbox"/> you're ^{es} |


1. Debra: Excuse me. Are you James Lawson?
 Kevin: No, I'm not. he's over there.
 Debra: Oh, I'm sorry.
2. Debra: Excuse me. are you James Lawson?
 James: Yes, I am.
 Debra: Hi, James. My name is Debra Marks.
 James: Oh, you're in my English class.
 Debra: That's right. It's nice to meet you.
 James: Nice to meet you, too.



Complete the conversation. Use the questions in the box.

- | | |
|--|---|
| <input checked="" type="checkbox"/> What's your name? | <input checked="" type="checkbox"/> And what's your email address? |
| <input checked="" type="checkbox"/> And how do you spell your last name? | <input checked="" type="checkbox"/> What's your phone number? |
| <input checked="" type="checkbox"/> Are you Ashley Nevins? | <input checked="" type="checkbox"/> How do you spell your first name? |

- A: Hi. Are you Ashley Nevins?
 B: No, I'm not.
 A: Oh, I'm sorry. what's your name?
 B: Kerry Moore.
 A: How do you spell your first name?
 B: K-E-R-R-Y.
 A: And how do you spell your last name?
 B: M-O-O-R-E.
 A: what's your phone number?
 B: It's 618-555-7120.
 A: And what's your email address?
 B: It's kmoore19@cup.org.



Hello and good-bye!


A Complete the conversations. Use the words in parentheses.

- | | |
|---|---|
| <p>1. A: <u>Hi</u>
(Hi. / Excuse me.) How are you?
B: I'm fine, thanks.</p> | <p>3. A: <u>Excuse me</u>
(Excuse me. / Thank you.) Are you Soo-mi Kim?
B: Yes, I am.</p> |
| <p>2. A: <u>Good-bye</u>
(Hello. / Good-bye.)
B: See you tomorrow.</p> | <p>4. A: <u>Good night</u>
(Good evening. / Good night.)
B: Hello.</p> |

What are these things?

A What's in the picture? Write the things.

1. a bag
2. an umbrella
3. a laptop
4. a cell phone
5. a book
6. a briefcase
7. a comb
8. a trash can




B What's in the picture? Write sentences.

1. This is a bag.
2. The umbrella protects when it rains.
3. The laptop is used to perform tasks.
4. The cell phone is used to communicate.
5. The book is to read.
6. The briefcase is nice.
7. The comb is used to comb the hair.
8. The trash can is full.

esto estos


Complete the questions with this or these. Then answer the questions.



1. A: What's this ?
B: It's a camera.

2. A: What's this ?
B: It's a clock.

3. A: What are these ?
B: They're earrings.



4. A: What are these ?
B: They are markers.

5. A: What are these ?
B: They are sunglasses.

6. A: What's this ?
B: It's an ID card.

Complete the conversation. Use the words in the box.

- | | | | | |
|---------------------------------------|--|--|--|---|
| <input checked="" type="checkbox"/> a | <input checked="" type="checkbox"/> 's | <input checked="" type="checkbox"/> this <i>esto</i> | <input type="checkbox"/> they <i>ellos</i> | <input checked="" type="checkbox"/> you <i>tú</i> |
| <input type="checkbox"/> an <i>un</i> | <input checked="" type="checkbox"/> it's | <input checked="" type="checkbox"/> these <i>estos</i> | <input checked="" type="checkbox"/> they're <i>ellos son</i> | <input type="checkbox"/> you're <i>tú es</i> |

Dana: Wow! What's this?

Chris: it's a purse.

Dana: Oh, cool. Thank you, Chris.

Chris: you're welcome.

Eva: Now open this box.

Dana: OK. What 's this?

Eva: it's a scarf.

Dana: Oh, thank you, Eva. And what are They ?

Eva: They 're earrings.

Dana: Thanks! They're great!

Amy: Open this, too!


Dana: Oh, it's They umbrella. Thanks, Amy!




Complete the conversations.



1. A: Where is my English dictionary?
 B: Is this in your book bag?
 A: No, it's not.
 B: Wait a minute. your it on the desk?
 A: Yes, this is. Thank you!



2. A: It's this my newspaper?
 B: No, it's not.
 It's my newspaper.
 A: Sorry. this is my newspaper?
 B: Is this under your chair?
 A: Oh, yes, it it's. Thanks.




3. A: Where are my glasses?
 B: Are they in your purse?
 A: No, they're not.
 B: Are they on your desk?
 A: Hmm. Yes, they are. Thanks.




4. A: Are my pens on your desk?
 B: No, they're not. Sorry.
 A: Hmm. they are my pens?
 B: Are they in your pocket?
 A: Let me see. Yes, they are.
 Thank you!

Complete the sentences. Use the prepositions in the box.


- behind ^{detrás}
 in
 in front of ^{enfrente de}
 next to ^{junto a}
 on
 under ^{por debajo}




1. The wallet is in the purse.




2. The chair is behind the desk.




3. The glasses are on the chair.



4. The cell phone is under the table.




5. The map is in front of the briefcase.



6. The keys are next to the umbrella.

Where are these things?

A Look at the picture. Write questions and answers about the things in parentheses.



- | | |
|---|--|
| <p>1. A: <u>Where is the briefcase?</u> (briefcase)
 B: <u>It's next to the television.</u></p> <p>2. A: <u>Where are the books?</u> (books)
 B: <u>They're under the table.</u></p> <p>3. A: <u>Where is cell phone</u> (cell phone)
 B: <u>It's in the purse.</u></p> | <p>4. A: <u>Where are the keys?</u> (keys)
 B: <u>They're on the briefcase.</u></p> <p>5. A: <u>Where is camera</u> (camera)
 B: <u>It's on the table.</u></p> <p>6. A: <u>Where are the sunglasses</u> (sunglasses)
 B: <u>They're behind the armchair.</u></p> |
|---|--|