



**Mi Universidad**

## **Ensayo**

*Nombre del Alumno: Mario Antonio Santiago Zamorano*

*Nombre del tema: activyty #1*

*Parcial: primero*

*Nombre de la Materia: ingles I*

*Nombre del profesor: Ana Laura Culebro Torres*

*Nombre de la Licenciatura: Enfermería General*

*Cuatrimestre: primero*

1.3.- Article a, an

**ARTICLES** Classroom objects

*Handwritten:* 1.3.10

*Handwritten:* 29/oct/2022

A Listen. Complete these sentences with *a* or *an*.

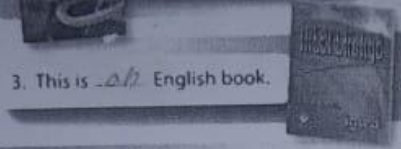
articles  
an + vowel sound  
a + consonant sound




1. This is ... a book.



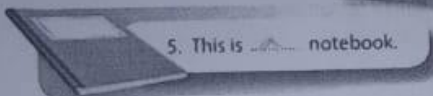
2. This is ... a eraser.



3. This is ... a English book.



4. This is ... a marker.



5. This is ... a notebook.







6. This is ... a clock.

*Handwritten:* 1.3.10

1.4.- Use of This and These / It and They

**This/these, it/they; plurals**

 <b>This is a clock.</b> <i>Handwritten:</i> esta es la reloj	 <b>What's this?</b> <b>It's an earring.</b> <i>Handwritten:</i> esta es una oreja	<b>It's - It is</b> <b>They're - They are</b> <i>Handwritten:</i> estos son
 <b>These are clocks.</b> <i>Handwritten:</i> estos son relojes	 <b>What are these?</b> <b>They're earrings.</b> <i>Handwritten:</i> estas son orejas	

*Handwritten:* 1.3.10



Complete these conversations. Then practice with a partner.



1. A: What are these? ?  
B: They're keys.



2. A: What is this? ?  
B: it is a map.



3. A: What are these? ?  
B: they are backpacks.



4. A: What is this? ?  
B: it is a watch.



5. A: What is this? ?  
B: it is an umbrella.



6. A: What are these? ?  
B: they are sunglasses.

### 1 This/these; it/they; plurals

- ▶ Don't use a contraction with *What + are*: **What are these?** (NOT: *What're these?*)
- ▶ Use *this* with singular nouns: **This is a book.** Use *these* with plural nouns: **These are earrings.**

Circle the correct words.

1. A: **What's** / **What are** these?  
B: **It's** / **They're** my earring / **earrings**
2. A: **What's** / **What are** this?  
B: **It's** / **They're** a / **an** cell phone.
3. A: What's **this** / **these**?  
B: **It's** / **They're** a / **an** address book.

~~What's~~  
~~an~~  
~~an~~

UDS

Complete the sentences. Use the prepositions in the box.

behind    in    in front of    next to    on    under



1. The wallet is in the purse.



2. The chair is behind the desk.



3. The glasses are on the chair.



4. The cell phone is under the table.



5. The map is in front of the briefcase.



6. The keys are next to the umbrella.

*Handwritten note:* ~~es un error~~

*Handwritten signature:* León

UDS

Complete the questions with this or these. Then answer the questions.



1. A: What's this ?  
B: It's a camera

2. A: What's this ?  
B: It's a camera

3. A: What are these ?  
B: They are earrings



4. A: What are these ?  
B: They are markers

5. A: What are these ?  
B: They are sunglasses

6. A: What's this ?  
B: It is an ID

Complete the conversation. Use the words in the box.

<input type="checkbox"/> a	<input type="checkbox"/> 's	<input type="checkbox"/> this	<input type="checkbox"/> they	<input type="checkbox"/> you
<input type="checkbox"/> an	<input checked="" type="checkbox"/> it's	<input type="checkbox"/> these	<input type="checkbox"/> they're	<input type="checkbox"/> you're

Dana: Wow! What's this?  
Chris: It's a purse.  
Dana: Oh, cool. Thank \_\_\_\_\_, Chris.  
Chris: \_\_\_\_\_ welcome.  
Eva: Now open \_\_\_\_\_ box.  
Dana: OK. What \_\_\_\_\_ this?  
Eva: It's \_\_\_\_\_ scarf.  
Dana: Oh, thank you, Eva. And what are \_\_\_\_\_ ?  
Eva: \_\_\_\_\_ 're earrings.  
Dana: Thanks! \_\_\_\_\_ great!  
Amy: Open this, too!  
Dana: Oh, it's \_\_\_\_\_ umbrella. Thanks, Amy!

