

UNIDAD 1

NICE TO MEET YOU



**Mi Universidad**

NOMBRE ALUMNO: ANDREA DELINA MORGAN  
VILLATORO


NOMBRE PROF: ANA LAURA CULEBRO TORRES


MATERIA: INGLES


LIC EN ENFERMERIA


1.3.- Article a, an

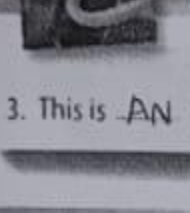
**ARTICLES** Classroom objects


A  Listen. Complete these sentences with *a* or *an*.


articles   
an + vowel sound  
a + consonant sound


 1. This is A book.

 2. This is An eraser.

 3. This is AN English book.


 4. This is A marker.


 5. This is A notebook.

 6. This is A clock.

*Handwritten notes:*  
an + vowel sound  
a + consonant sound


1.4.- Use of This and These / It and They

**This/these, it/they; plurals** 

 **This is a** clock.

What's **this**?  
**It's** an earring.

**It's** = It is  
**They're** = They are

 **These are** clocks.

What **are these**?  
**They're** earrings.

*Handwritten notes:*  
✓  
It's = It is  
They're = They are

*Handwritten notes:*  
21/05/12

Complete these conversations. Then practice with a partner.



1. A: What are these? ? B: They're keys. 2. A: What IS THIS? ? B: IT'S A MAP. 3. A: What ARE THESE? ? B: THEY'RE SCHOOL BAGS.



4. A: What IS THIS? ? B: IT'S A WATCH. 5. A: What IS THIS? ? B: IT'S AN UMBRELLA. 6. A: What ARE THESE? ? B: THEY'RE SUNGLASSES.

1 This/these; it/they; plurals

- ▶ Don't use a contraction with *What + are*: **What are these?** (NOT: **What're these?**)
- ▶ Use *this* with singular nouns: **This is a book.** Use *these* with plural nouns: **These are earrings.**

Circle the correct words.

1. A: **What's** / **What are** these?  
 B: **It's** / **They're** my earring / **earrings**.
2. A: **What's** / **What are** this?  
 B: **It's** / **They're** a / an cell phone.
3. A: **What's** **this** / **these**?  
 B: **It's** / **They're** a / **an** address book.

Novosty  
 AUTO R

Complete the sentences. Use the prepositions in the box.

- behind    in    in front of    next to    on    under



1. The wallet is in the purse.



2. The chair is BEHIND the desk.



3. The glasses are ON the chair.



4. The cell phone is UNDER the table.



5. The map is IN FRONT OF the briefcase.



6. The keys are NEXT TO the umbrella.

Complete the questions with this or these. Then answer the questions.



1. A: What's this ? B: It's a camera .  
 2. A: What's THIS ? B: It's a clock .  
 3. A: What are THESE ? B: It's a earrings .



4. A: What are THESE ? B: It's a markers .  
 5. A: What are THESE ? B: It's a sunglasses .  
 6. A: What's THIS ? B: It's an ID .

Complete the conversation. Use the words in the box.

<input type="checkbox"/> a	<input type="checkbox"/> 's	<input type="checkbox"/> this	<input type="checkbox"/> they	<input type="checkbox"/> you
<input type="checkbox"/> an	<input checked="" type="checkbox"/> it's	<input type="checkbox"/> these	<input type="checkbox"/> they're	<input type="checkbox"/> you're

Dana: Wow! What's this?  
 Chris: it's a purse.  
 Dana: Oh, cool. Thank \_\_\_\_\_, Chris.  
 Chris: \_\_\_\_\_ welcome.  
 Eva: Now open \_\_\_\_\_ box.  
 Dana: OK. What \_\_\_\_\_ this?  
 Eva: It's \_\_\_\_\_ scarf.  
 Dana: Oh, thank you, Eva. And what are \_\_\_\_\_ ?  
 Eva: \_\_\_\_\_ 're earrings.  
 Dana: Thanks! \_\_\_\_\_ great!  
 Amy: Open this, too!  
 Dana: Oh, it's \_\_\_\_\_ umbrella. Thanks, Amy!



Answer