



Mi Universidad

Nombre del Alumno: Jose Carlos Flores Abelar

Nombre del tema: verbo to be

Parcial: I

Nombre de la Materia: Ingles I

Nombre del profesor: Ana Laura Culebro Torres

Nombre de la Licenciatura: Enfermería

Cuatrimestre: I

FULL NAME: Jose Carlos Flores Abelar
DATE: NOVIEMBRE

UDS

- Cuando la palabra comienza con una vocal (a, e, i, o, u) se usa "an".
- Cuando la palabra comienza con una consonante se usa "a".

1.3.- Article a, an

ARTICLES Classroom objects

A Listen. Complete these sentences with a or an.

artides

an + vowel sound → un

a + consonant sound → una

1. This is a book.

2. This is an eraser.

3. This is an English book.





4. This is a marker.

5. This is a notebook.

6. This is a clock.

1.4.- Use of This and These / It and They

This/these, it/they; plurals

| | | |
|---|---|--|
|  <p>This is a clock. Esto es un reloj?</p> |  <p>What's this? It's an earring. • ¿Que es esto? • Es un arete</p> | <p>It's = It is They're = They are</p> |
|  <p>These are clocks. Estos son relojes</p> |  <p>What are these? They're earrings. • ¿Que son estos? • Son aretes</p> | <p>It's = es It is = es</p> <p>They're = Ellos son Ellos son</p> |

This ← esto → uno
 ← esta → uno

These ← estos → varios
 ← estas → varios

A / AN = un - una

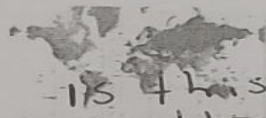
FULL NAME: José Carlos Flores Abelar
 DATE: Noviembre

UDS

Complete these conversations. Then practice with a partner.



1. A: What are ~~these~~ ?
 B: ~~They're keys~~



2. A: What ~~is this~~ ?
 B: ~~It's maps~~ a map



3. A: What ~~are these~~ ?
 B: ~~They're~~ They're school bags



Is this ~~these~~ ?
 4. A: What ~~are these~~ ?
 B: ~~clock~~
 It's a watch



5. A: What ~~is this~~ ?
 B: ~~It's~~ It's umbrella



6. A: What ~~are these~~ ?
 B: ~~Glasses~~
 they're sunglasses

1 This/these; it/they; plurals

- ▶ Don't use a contraction with *What + are*: **What are these?** (NOT: *What're these?*)
- ▶ Use *this* with singular nouns: **This is a book.** Use *these* with plural nouns: **These are earrings.**

Circle the correct words.

- A: **What's** / **What are** these?
 B: **It's** / **They're** my earring / **earrings**.
- A: **What's** / **What are** this?
 B: **It's** / **They're** a / **an** cell phone.
- A: **What's** **this** / **these**?
 B: **It's** / **They're** a / **an** address book.


✓
 NOVEMBER
 TWENTY

FULL NAME: Jose Carlos Florio Abelar
DATE: NOVIEMBRE

Uno Varios

UDS

Complete the questions with this or these. Then answer the questions.



1. A: What's this ?
B: It's a camera.


2. A: What's this ?
B: It's a clock.

3. A: What are these ?
B: They're earrings.

MARKERS

SUNGLASSES

ID



4. A: What are these ?
B: They're markers.

5. A: What are these ?
B: They're sunglasses.

6. A: What's this ?
B: It's an ID.

Complete the conversation. Use the words in the box.

| | | | | |
|-----------------------------|--|--------------------------------|----------------------------------|---------------------------------|
| <input type="checkbox"/> a | <input type="checkbox"/> 's | <input type="checkbox"/> this | <input type="checkbox"/> they | <input type="checkbox"/> you |
| <input type="checkbox"/> an | <input checked="" type="checkbox"/> it's | <input type="checkbox"/> these | <input type="checkbox"/> they're | <input type="checkbox"/> you're |

Dana: Wow! What's this?
Chris: It's a purse.
Dana: Oh, cool. Thank you, Chris.
Chris: You're welcome.
Eva: Now open the box.
Dana: OK. What is this?
Eva: It's a scarf.
Dana: Oh, thank you, Eva. And what are they ?
Eva: They're earrings.
Dana: Thanks! That's great!
Amy: Open this, too!
Dana: Oh, it's an umbrella. Thanks, Amy!




Handwritten signature in pink ink.

FULL NAME: Jose Carlos Flores Abelar
DATE: NOVIEMBRE

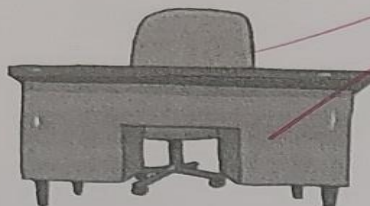
UDS

Complete the sentences. Use the prepositions in the box.

behind in in front of next to on under



1. The wallet is in the purse.



2. The chair is behind the desk.



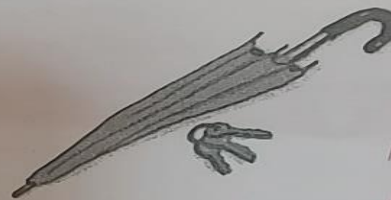
3. The glasses are on the chair.



4. The cell phone is under the table.



5. The map is in front of the briefcase.



6. The keys are next to the umbrella.

Handwritten pink scribbles and the word 'ANSWER' written vertically.