



Universidad del Sureste

Campus Comitán

Nombre del tema:

ACTIVIDADES

UNIDAD I



Nombre del alumno:

CATARINA JIMENEZ LOPEZ

Materia:

INGLES I

Grado: 1

Grupo: c

Nombre del profesor:

ANA LAURA CULEBRO TORRES

ACTIVITY #1
 FULL NAME: Catalina Jimenez Lopez UDS
 DATE: NOVEMBER 12th.

1.3.- Article a, an


ARTICLES Classroom objects

A Listen. Complete these sentences with a or an.

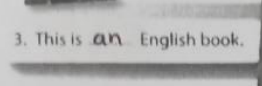
articles
 an + vowel sound
 a + consonant sound



1. This is ...**a**... book.



2. This is **an** eraser.



3. This is **an** English book.



4. This is ...**a**... marker.



5. This is **a** notebook.



6. This is **a** clock.

Handwritten signature

1.4.- Use of This and These / It and They

Traducir


This/these, it/they; plurals



This is **a** clock.

What's **this**?
 It's **an** earring.

It's = It is
 They're = They are



These are **clocks**.



What **are these**?
 They're **earrings**.

- Esto es un reloj
 - Estos son relojes

- ¿Qué es esto?
 Es un arete
 - ¿Qué son estos?
 Estos son aretes.

Handwritten signature

Handwritten signature

Activity # 1

Full name: Catarina Jimenez Lopez.
Date: November 12th.

UDS

Complete these conversations. Then practice with a partner.



- llaves
- keys
- mapa
- mochila
- school bags
- mochila
- reloj
- umbrella
- sombrilla
- sunglasses
- lente.

1. A: What are these? ?
B: They're keys.

2. A: What's this? ?
B: It's a map.

3. A: What are these? ?
B: They're school bags.



4. A: What's this? ?
B: It's a watch.

5. A: What's this? ?
B: It's an umbrella.

6. A: What are these? ?
B: They're sunglasses.

1 This/these; it/they; plurals

- ▶ Don't use a contraction with *What + are*: **What are these?** (NOT: **What're these?**)
- ▶ Use *this* with singular nouns: **This is a book.** Use *these* with plural nouns: **These are earrings.**

Circle the correct words.

1. A: **What's** / **What are** these?
B: **It's** / **They're** my earring / **earrings**.
2. A: **What's** / **What are** this?
B: **It's** / **They're** a / **an** cell phone.
3. A: What's **this** / **these**?
B: **It's** / **They're** a / **an** address book.

Novor

Novor

ACTIVITY # 1

FULL NAME: Catalina Jimenez Lopez

DATE: November 12th


UDS

Complete the sentences. Use the prepositions in the box.

- behind in in front of next to on under



1. The wallet is in the purse.



2. The chair is behind the desk.



3. The glasses are on the chair.



4. The cell phone is under the table.



5. The map is in front of the briefcase.




6. The keys are next to the umbrella.

~~ACTIVITY 2~~

ACTIVITY # 1
 FULL NAME : Catarina Junck Lopez
 DATE : November, 12th.

UDS



Complete the questions with this or these. Then answer the questions.



1. A: What's this ?
 B: It's a camera.

2. A: What's this ?
 B: It's a clock.

3. A: What are these ?
 B: They're earrings.



4. A: What are these ?
 B: They're markers.

5. A: What are these ?
 B: They're sunglasses.

6. A: What's this ?
 B: It's an ID.

Complete the conversation. Use the words in the box.

- | | | | | |
|-----------------------------|--|--------------------------------|----------------------------------|---------------------------------|
| <input type="checkbox"/> a | <input type="checkbox"/> 's | <input type="checkbox"/> this | <input type="checkbox"/> they | <input type="checkbox"/> you |
| <input type="checkbox"/> an | <input checked="" type="checkbox"/> it's | <input type="checkbox"/> these | <input type="checkbox"/> they're | <input type="checkbox"/> you're |

Dana: Wow! What's this?
 Chris: It's a purse.
 Dana: Oh, cool. Thank _____, Chris.
 Chris: _____ welcome.
 Eva: Now open _____ box.
 Dana: OK. What _____ this?
 Eva: It's _____ scarf.
 Dana: Oh, thank you, Eva. And what are _____ ?
 Eva: _____ 're earrings.
 Dana: Thanks! _____ great!
 Amy: Open this, too!
 Dana: Oh, it's _____ umbrella. Thanks, Amy!



